



Domestic & Foreign Portfolio Investment Report of Nigerian Exchange Limited

August 2025

DOMESTIC & FOREIGN PORTFOLIO PARTICIPATION IN EQUITY TRADING

SUMMARY OF TRANSACTIONS AS AT 31 AUGUST 2025¹

Period	Total N'Trillion	Foreign N'Trillion	Foreign %	Domestic N'Trillion	Domestic %	Foreign Inflow N'Trillion	Foreign outflow N'Trillion	Domestic Retail N'Trillion	Domestic Institutional N'Trillion
Jan-25	0.60705	0.07151	11.78%	0.53554	88.22%	0.02566	0.04585	0.26735	0.26819
Feb-25	0.50947	0.04265	8.37%	0.46682	91.63%	0.01805	0.02460	0.21451	0.25231
Mar-25	1.11551	0.69989	62.74%	0.41562	37.26%	0.34997	0.34992	0.19712	0.21850
Apr-25	0.48204	0.06307	13.08%	0.41897	86.92%	0.02664	0.03643	0.18131	0.23766
May-25	0.70050	0.11891	16.98%	0.58159	83.02%	0.06611	0.05280	0.33746	0.24413
Jun-25	0.77865	0.13931	17.89%	0.63934	82.11%	0.07282	0.06649	0.27463	0.36471
Jul-25	1.81500	0.14595	8.04%	1.66905	91.96%	0.05048	0.09547	0.51650	1.15255
Aug-25	0.90838	0.17181	18.91%	0.73657	81.09%	0.09514	0.07667	0.34367	0.39290
2025 YTD ²	6.91660	1.45310	21.01%	5.46350	78.99%	0.70487	0.74823	2.33255	3.13095
2024 YTD ³	3.47523	0.65547	18.86%	2.81976	81.14%	0.29973	0.35574	1.45185	1.36791

On a monthly basis, Nigerian Exchange Limited (“NGX”) polls trading figures from market operators on their Domestic and Foreign Portfolio Investment (FPI)⁴ flows. As at 31 August 2025, total transactions at the nation’s bourse decreased by **49.95% from ₦1.8150 trillion (about \$1.835 billion) in July⁵ 2025 to ₦908.38 billion (about \$593 million) in August⁶ 2025**. The performance of the current month when compared to the performance in August 2024 (**₦379.52 billion**) revealed that total transactions increased significantly by **139.35%**. In August 2025, the total value of transactions executed by Domestic Investors outperformed transactions executed by Foreign Investors by circa **62%** as shown in figure 1 below.

ANALYSIS OF DOMESTIC AND FOREIGN TRANSACTIONS FOR THE MONTH (AUGUST 2025)

Figure 1: Domestic vs. Foreign Participation

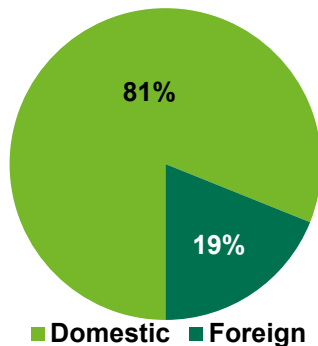


Figure 2: Inflow (N'Bn)

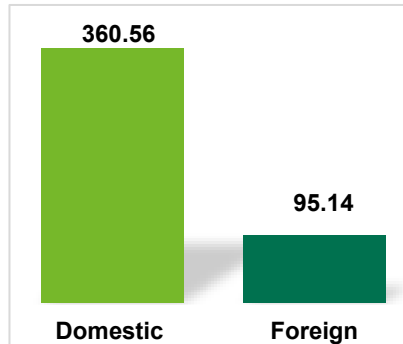
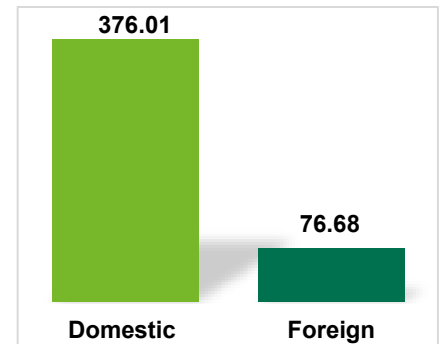


Figure 3: Outflow (N'Bn)



A further analysis of the total transactions executed between the current and prior month (July 2025) revealed that total domestic transactions decreased significantly by **55.87% from ₦1.6691 trillion in July 2025 to ₦736.57 billion in August 2025**. This sharp decline was primarily due to the absence of the block trades that had substantially boosted domestic transaction figures in July 2025. However, total foreign transactions increased by **17.72%** from ₦145.95 billion (about \$95.17 million) to ₦171.81 billion (about \$112.18 million) between July 2025 and August 2025.

¹ Information on the retail and institutional components of the total domestic transactions in August 2025 is based on data obtained from the monthly stockbroking transaction report of 100% of the Active Trading License Holders (TLHs) of Nigerian Exchange Limited (“NGX”).

² 2025 Year to Date (YTD) represents January to August 2025 Transactions.

³ 2024 Year to Date (YTD) represents January to August 2024 Transactions.

⁴ Methodology - The FPI outflow includes sales transactions or liquidation of portfolio investments through the Nigerian Exchange Limited (NGX), whilst the FPI inflow includes purchase transactions on NGX (Equities only).

⁵ The Exchange rate as at 31 July 2025 was **₦1,533.55 to \$1 (NAFEM - Nigerian Autonomous Foreign Exchange Market)**.

⁶ The Exchange rate as at 31 August 2025 was **₦1,531.57 to \$1 (NAFEM - Nigerian Autonomous Foreign Exchange Market)**.

ANALYSIS OF DOMESTIC TRANSACTIONS

Figure 4 below shows that Institutional Investors outperformed Retail Investors by **6%**. A comparison of domestic transactions in the current and prior month (July 2025) revealed that retail transactions decreased by **33.46%** from ₦516.50 billion in July 2025 to ₦343.67 billion in August 2025. Also, the institutional composition of the domestic market decreased significantly by **65.91%** from ₦1.1526 trillion in July 2025 to ₦392.90 billion in August 2025.

Figure 4: Retail vs. Institutional

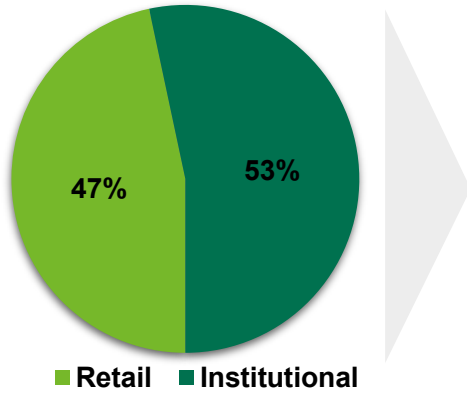


Figure 5: Inflow (N'Bn)

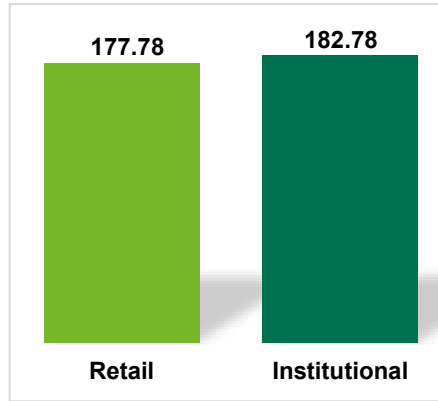


Figure 6: Outflow (N'Bn)



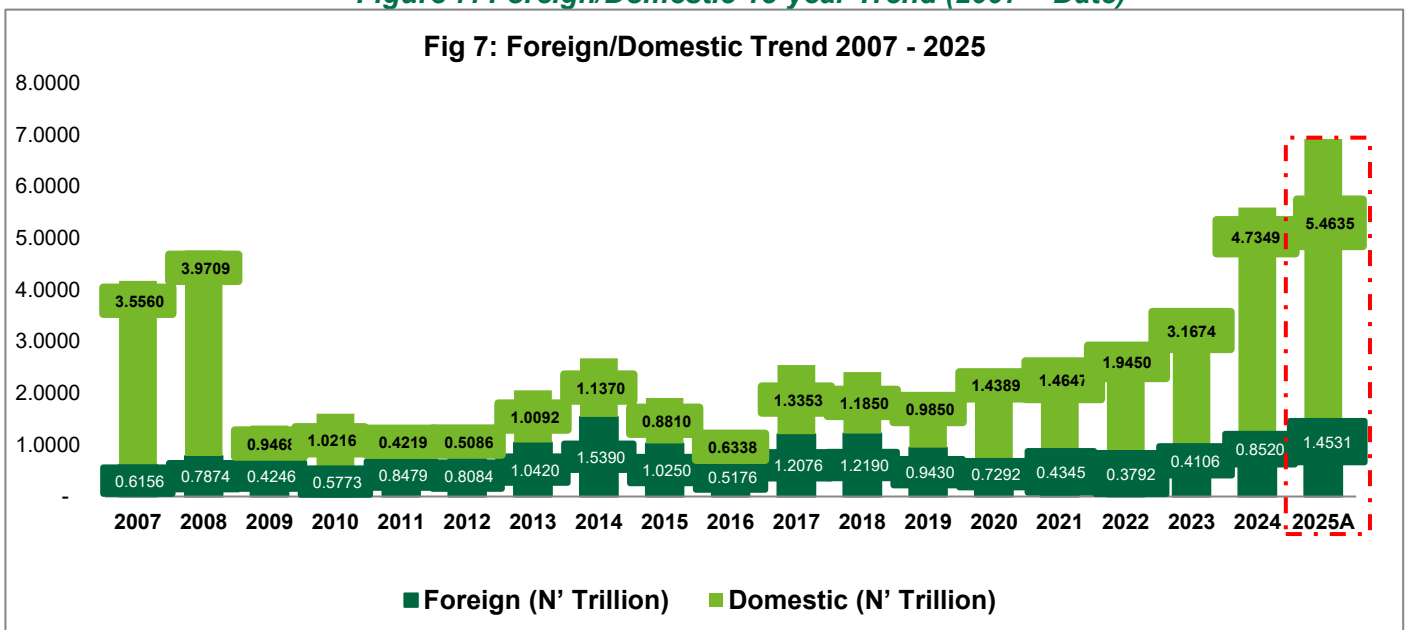
HISTORICAL ANALYSIS OF DOMESTIC AND FOREIGN TRANSACTIONS

The data in figure 7 below highlights the performance of the market over the last two decades. Over an eighteen (18) year period, domestic transactions increased by **33.15%** from ₦3.556 trillion in 2007 to ₦4.735 trillion in 2024; whilst foreign transactions also increased by **38.31%** from ₦616 billion to ₦852 billion over the same period.

Total domestic transactions accounted for about **85%** of the total transactions carried out in 2024, whilst foreign transactions accounted for about **15%** of the total transactions in the same period.

The transaction data for 2025 shows that total domestic transactions are circa ₦5.4635 trillion, whilst total foreign transactions are circa ₦1.4531 trillion.

Figure 7: Foreign/Domestic 18-year Trend (2007 – Date)





About The Domestic and Foreign Portfolio Investment Report of Nigerian Exchange Limited

The Domestic and Foreign Portfolio Investment Report is prepared on a monthly basis by NGX Regulation Limited, with trading figures from market operators on their Domestic and Foreign Portfolio Investment (FPI) flows. These transactions are carried out by Domestic and Foreign investors. The Domestic investors are further categorized into Retail and Institutional investors.

Terms of Use

All information/data contained in this "Domestic and Foreign Portfolio Investment Report, (hereinafter referred to as "Report") - including text, graphics, links or other items are provided as is and as available and may not be accurate or up to date; the Report is intended to provide general information regarding the domestic and foreign investment portfolio in Nigerian Exchange Limited ("NGX"), and is not intended to provide investment or other professional advice. The content of this Report is subject to change at any time without notice. Whilst reasonable care has been taken in preparing this Report and ensuring that its contents are accurate and reliable, NGX does not, whether expressly, tacitly or implicitly, represent, warrant or in any other way, guarantee the availability, truth, accuracy, completeness, timeliness or adequacy and non-infringement of intellectual property rights of the information and data contained in this Report or reliability of any external links or any of the content, materials. Information and data contained in them. No responsibility or liability is accepted by NGX for actions taken as a result of information provided in this Report.

The information and contents in this Report are the property of NGX; recipients of this Report are required to treat the information contained herein as sensitive, such information may not be reproduced, modified, transmitted or redistributed without prior written consent from NGX. This applies to both individual use of the information/data and the aggregate use of the information/ data contained in this Report.

NGX shall not be held liable for improper or incorrect use of information/data contained in this Report. NGX reserves the right to prosecute any person, group of persons, company, entity, etc., who without a written authorization from NGX, reproduces, modifies, transmits and/or redistributes the information and data accessed in this Report.

NGX accepts no liability resulting directly or indirectly from the disclosure of this Report to any third party and/or the reliance of any third party on the contents of the Report, either in whole or in part. For authorized circulation, the document may only be circulated as a PDF to eliminate unauthorized changes. Please report any unauthorized use, misuse or plagiarism to NGX at: contactcenter@ngxgroup.com.

NGX expressly DISCLAIMS liability for errors, omissions, defects, interruptions or otherwise contained in this Report. NGX does not verify any information/data provided by third parties and DISCLAIMS any obligation to do so.

Copyright © 2025 [Nigerian Exchange Limited]. All Rights Reserved.