

NGX Exchange

Domestic & Foreign Portfolio Investment Report of Nigerian Exchange Limited

October 2026

DOMESTIC & FOREIGN PORTFOLIO PARTICIPATION IN EQUITY TRADING

SUMMARY OF TRANSACTIONS AS AT 31 OCTOBER 2026[1]

Period	Total ₦'Trillion	Foreign ₦'Trillion	Foreign %	Domestic ₦'Trillion	Domestic %	Foreign Inflow ₦'Trillion	Foreign outflow ₦'Trillion	Domestic Retail ₦'Trillion	Domestic Institutional ₦'Trillion
Jan-26	0.86197	0.11414	13.24%	0.74783	86.76%	0.04786	0.06628	0.35986	0.38797
Feb-26	1.54236	0.13903	9.01%	1.40333	90.99%	0.06671	0.07232	0.54850	0.85483
Mar-26	1.74442	0.28882	16.56%	1.45560	83.44%	0.10705	0.18177	0.54137	0.91423
Apr-26	1.80290	0.24778	13.74%	1.55512	86.26%	0.09084	0.15694	0.68374	0.87138
May-26	1.94325	0.18361	9.45%	1.75964	90.55%	0.08760	0.09601	0.72627	1.03337
Jun-26	1.71359	0.18679	10.90%	1.52680	89.10%	0.07171	0.11508	0.53231	0.99449
Jul-26	2.36769	0.13262	5.60%	2.23507	94.40%	0.04159	0.09103	0.58244	1.65263
Aug-26	1.26952	0.06203	4.89%	1.20749	95.11%	0.02647	0.03556	0.55288	0.65461
Sept-26	1.81618	0.19114	10.52%	1.62504	89.48%	0.09252	0.09862	0.61977	1.00527
Oct-26	2.06505	0.11787	5.71%	1.94718	94.29%	0.05473	0.06314	0.45375	1.49343
2026 YTD	17.12693	1.66383	9.71%	15.46310	90.29%	0.68708	0.97675	5.60089	9.86221
2025 YTD	9.57063	2.02734	21.18%	7.54329	78.82%	1.11778	0.90956	2.94283	4.60046

On a monthly basis, Nigerian Exchange Limited ("NGX") polls trading figures from market operators on their Domestic and Foreign Portfolio Investment (FPI)[2] flows. As at 31 October 2026, total transactions at the nation's bourse increased by ***13.70%, from ₦1.8162 trillion (about $1.3664 billion) in September[3] 2026 to ₦2.0651 trillion (about $1.5339 billion) in October[4] 2026.*** The performance of the current month when compared to the performance in October 2025 **(₦1.0326 trillion)** revealed that total transactions increased by **99.99%.** In October 2026, the total value of transactions executed by Domestic Investors outperformed transactions executed by Foreign Investors by circa **88%** as shown in figure **1** below.

ANALYSIS OF DOMESTIC AND FOREIGN TRANSACTIONS FOR THE MONTH (OCTOBER 2026)

Figure 1: Domestic vs. Foreign Participation

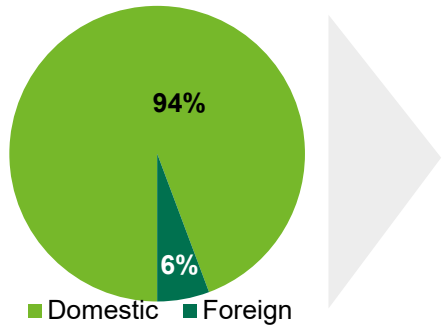

Figure 2: Inflow (₦'Bn)

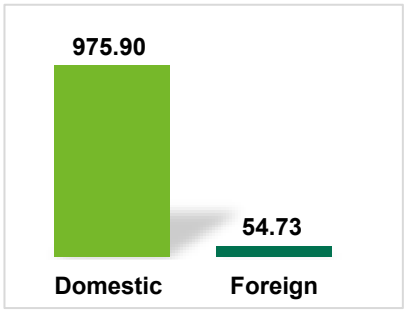

Figure 3: Outflow (₦'Bn)

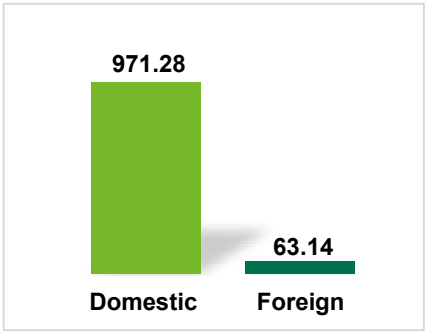

A further analysis of the total transactions executed between the current and prior month (September 2026) revealed that total domestic transactions increased by **19.82%** from ₦1.62504 trillion in September 2026 to ₦1.94718 trillion in October 2026. However, total foreign transactions decreased by ***38.33% from ₦0.19114 trillion (about $143.80 million) to ₦0.11787 trillion (about $87.55 million) between September 2026 and October 2026.***

[1] Information on the retail and institutional components of the total domestic transactions in October 2026 is based on data obtained from the monthly stockbroking transaction report of 100% of the Active Trading License Holders (TLHs) of Nigerian Exchange Limited ("NGX").
[2] Methodology - The FPI outflow includes sales transactions or liquidation of portfolio investments through the Nigerian Exchange Limited (NGX), whilst the FPI inflow includes purchase transactions on NGX (Equities only).
[3] The Exchange Rate as at 30 September 2026 was **N1,329.16** to **$1 (NAFEM - Nigerian Autonomous Foreign Exchange Market).**
[4] The Exchange Rate as at 31 October 2026 was **N1,346.26** to **$1 (NAFEM - Nigerian Autonomous Foreign Exchange Market).**

This document is classified as: DC1 - Authorised Use Only – PUBLIC

ANALYSIS OF DOMESTIC TRANSACTIONS

Figure **4** below shows that Institutional Investors outperformed Retail Investors by **54%**. A comparison of domestic transactions in the current and prior month (September 2026) revealed that retail transactions decreased by **26.79%,** from ₦0.61977 trillion in September 2026 to ₦0.45375 trillion in October 2026. However, the institutional composition of the domestic market increased by **48.56%,** from ₦1.00527 trillion in September 2026 to ₦1.49343 trillion in October 2026.

Figure 4: Retail vs. Institutional

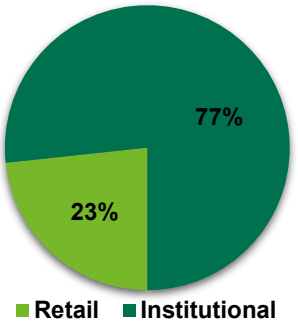

Figure 5: Inflow (₦'Bn)

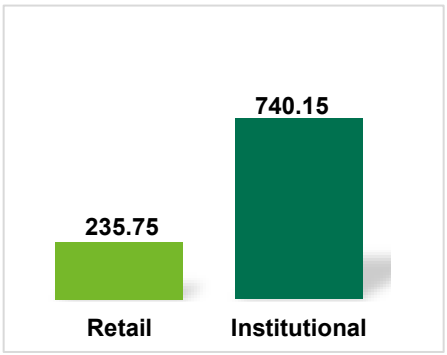

Figure 6: Outflow (₦'Bn)

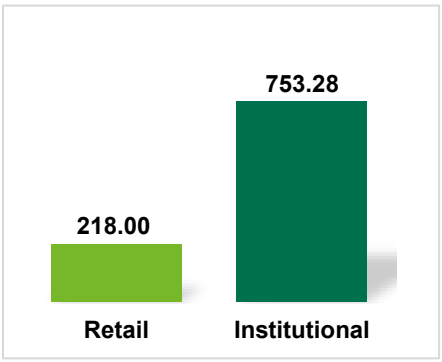

HISTORICAL ANALYSIS OF DOMESTIC AND FOREIGN TRANSACTIONS

The data in figure **7** below highlights the performance of the market over the last two decades. Over a nineteen (19) year period, domestic transactions increased significantly by **160.83%** from ₦3.5560 trillion in 2007 to ₦9.2747 trillion in 2025; whilst foreign transactions also increased significantly by **329.87%** from ₦0.6156 trillion to ₦2.6475 trillion over the same period.

Total domestic transactions accounted for about **78%** of the total transactions carried out in 2025, whilst foreign transactions accounted for about **22%** of the total transactions in the same period.

As at 31 October 2026, year-to-date domestic transactions amounted to approximately ₦15.4631 trillion, representing **90.29%** of total market transactions, whilst foreign transactions amounted to approximately ₦1.6638 trillion, accounting for **9.71%.**

Figure 7: Foreign/Domestic 19-year Trend (2007 – Date)

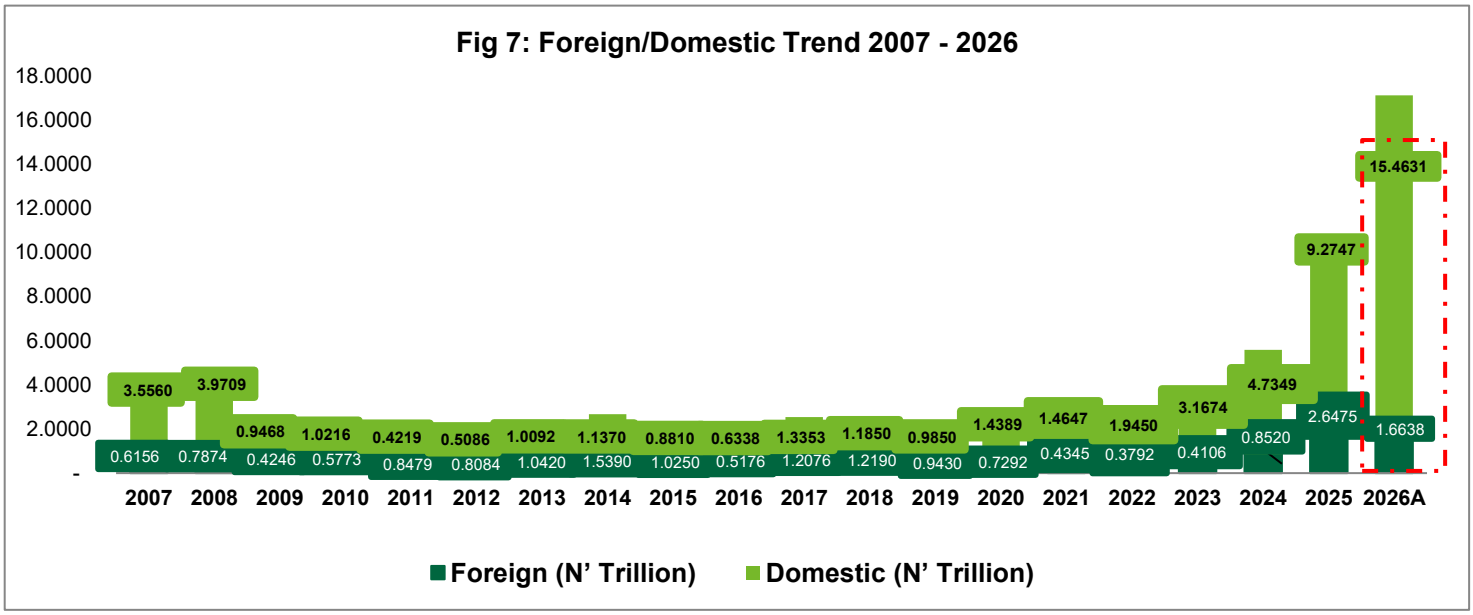

This document is classified as: DC1 - Authorised Use Only – PUBLIC

About The Domestic and Foreign Portfolio Investment Report of Nigerian Exchange Limited

***The Domestic and Foreign Portfolio Investment Report* is prepared on a monthly basis by NGX Regulation Limited, with trading figures from market operators on their Domestic and Foreign Portfolio Investment (FPI) flows. These transactions are carried out by Domestic and Foreign investors. The Domestic investors are further categorized into Retail and Institutional investors.**

Terms of Use

All information/data contained in this "Domestic and Foreign Portfolio Investment Report, (hereinafter referred to as "Report") - including text, graphics, links or other items are provided as is and as available and may not be accurate or up to date; the Report is intended to provide general information regarding the domestic and foreign investment portfolio in Nigerian Exchange Limited ("NGX"), and is not intended to provide investment or other professional advice. The content of this Report is subject to change at any time without notice. Whilst reasonable care has been taken in preparing this Report and ensuring that its contents are accurate and reliable, NGX does not, whether expressly, tacitly or implicitly, represent, warrant or in any other way, guarantee the availability, truth, accuracy, completeness, timeliness or adequacy and non-infringement of intellectual property rights of the information and data contained in this Report or reliability of any external links or any of the content, materials. Information and data contained in them. No responsibility or liability is accepted by NGX for actions taken as a result of information provided in this Report.

The information and contents in this Report are the property of NGX; recipients of this Report are required to treat the information contained herein as sensitive, such information may not be reproduced, modified, transmitted or redistributed without prior written consent from NGX. This applies to both individual use of the information/data and the aggregate use of the information/ data contained in this Report.

NGX shall not be held liable for improper or incorrect use of information/data contained in this Report. NGX reserves the right to prosecute any person, group of persons, company, entity, etc., who without a written authorization from NGX, reproduces, modifies, transmits and/or redistributes the information and data accessed in this Report.

NGX accepts no liability resulting directly or indirectly from the disclosure of this Report to any third party and/or the reliance of any third party on the contents of the Report, either in whole or in part. For authorized circulation, the document may only be circulated as a PDF to eliminate unauthorized changes. Please report any unauthorized use, misuse or plagiarism to NGX at: contactcenter@ngxgroup.com.

NGX expressly DISCLAIMS liability for errors, omissions, defects, interruptions or otherwise contained in this Report. NGX does not verify any information/data provided by third parties and DISCLAIMS any obligation to do so.

Copyright © 2026 [Nigerian Exchange Limited]. All Rights Reserved.