



DANGOTE CEMENT PLC

UNAUDITED INTERIM FINANCIAL STATEMENTS

FOR THE THREE MONTHS AND NINE MONTHS ENDED 30 SEPTEMBER 2022

Dangote Cement Plc
For the three months and nine months ended 30 September 2022

CONTENTS	PAGE
Independent auditors' report on review of condensed consolidated and separate interim financial statements	2
Condensed consolidated and separate statements of profit or loss	4
Condensed consolidated and separate statements of comprehensive income	5
Condensed consolidated and separate statements of financial position	6
Condensed consolidated statement of changes in equity	7
Condensed separate statement of changes in equity	8
Condensed consolidated and separate statements of cash flows	9
Notes to the condensed consolidated and separate interim financial statements	10 - 29



KPMG Professional Services
KPMG Tower
Bishop Aboyade Cole Street
Victoria Island
PMB 40014, Falomo
Lagos

Telephone 234 (1) 271 8955
234 (1) 271 8599
Internet home.kpmg/ng

Independent Auditors' Report on Review of Condensed Consolidated and Separate Interim Financial Statements

To the Shareholders of **Dangote Cement Plc**

Introduction

We have reviewed the accompanying condensed consolidated and separate interim financial statements of Dangote Cement Plc ("the Company") and its subsidiaries (together, "the Group"), which comprise:

- the condensed consolidated and separate statements of financial position as at 30 September 2022;
- the condensed consolidated and separate statements of profit or loss for the three-month and nine-month periods ended 30 September 2022;
- the condensed consolidated and separate statements of comprehensive income for the three-month and nine-month periods ended 30 September 2022;
- the condensed consolidated and separate statements of changes in equity for the nine-month period ended 30 September 2022;
- the condensed consolidated and separate statements of cash flows for the nine-month period ended 30 September 2022; and
- notes to the interim financial statements.

The Directors are responsible for the preparation and presentation of these condensed consolidated and separate interim financial statements in accordance with IAS 34, '*Interim Financial Reporting*'. Our responsibility is to express a conclusion on these condensed consolidated and separate interim financial statements based on our review

Scope of Review

We conducted our review in accordance with International Standard on Review Engagements 2410, '*Review of Interim Financial Information Performed by the Independent Auditor of the Entity*'. A review of interim financial statements consists of making inquiries, primarily of persons responsible for financial and accounting matters, and applying analytical and other review procedures. A review is substantially less in scope than an audit conducted in accordance with International Standards on Auditing and consequently does not enable us to obtain assurance that we would become aware of all significant matters that might be identified in an audit. Accordingly, we do not express an audit opinion.

KPMG Professional Services, a partnership registered in Nigeria and a member firm of the KPMG global organisation of independent member firms affiliated with KPMG International Limited, a private English company limited by guarantee. All rights reserved.

Registered in Nigeria No BN 986925

Partners:

Adegoke A. Oyelami	Ayodele H. Othihiwa	Joseph O. Tegbe	Olanike I. James	Tayo I. Ogungbenro
Adekunle A. Elebute	Bolanle S. Afolabi	Kabir O. Okunlola	Olufemi A. Babem	Temitope A. Onitiri
Adetola P. Adeyemi	Chibuzor N. Anyanechi	Lawrence C. Amadi	Olumide O. Olayinka	Tolulope A. Odukale
Adewale K. Ajayi	Chineme B. Nwigbo	Martins I. Arogie	Olusegun A. Sowande	Uzodinma G. Nwankwo
Ajibola O. Olomola	Elijah O. Oladunmoye	Mohammed M. Adama	Olutoyin I. Ogunlowo	Victor U. Onyenkpa
Akinyemi Ashade	Goodluck C. Obi	Nneka C. Eluma	Oluwafemi O. Awotoye	
Ayobami L. Salami	Ibitomi M. Adepoju	Olabimpe S. Afolabi	Oluwatoyin A. Gbagi	
Ayodele A. Soyinka	Ijeoma T. Emezie-Ezigbo	Oladimeji I. Salaudeen	Oseme J. Obalajo	

Conclusion

Based on our review, nothing has come to our attention that causes us to believe that the accompanying 30 September 2022 condensed consolidated and separate interim financial statements are not prepared in all material respects, in accordance with IAS 34, '*Interim Financial Reporting*'.

Signed:



Goodluck C. Obi, FCA

FRC/2012/ICAN/00000000442

For: KPMG Professional Services

Chartered Accountants

28 October 2022

Lagos, Nigeria



Dangote Cement Plc
Condensed consolidated and separate statements of profit or loss
For the three months and nine months ended 30 September 2022

	Notes	Group					Company				
		3 months ended	9 months ended	3 months ended	9 months ended	Year ended	3 months ended	9 months ended	3 months ended	9 months ended	Year ended
		30/09/2022	30/09/2022	30/09/2021	30/09/2021	31/12/2021	30/09/2022	30/09/2022	30/09/2021	30/09/2021	31/12/2021
		₦'million	₦'million	₦'million	₦'million	₦'million	₦'million	₦'million	₦'million	₦'million	
Revenue	3	369,219	1,177,256	331,641	1,022,186	1,383,637	267,673	890,654	235,464	729,603	993,399
Production cost of sales	5	(161,370)	(483,831)	(127,273)	(403,388)	(551,019)	(114,824)	(336,854)	(79,190)	(246,475)	(345,225)
Gross profit		207,849	693,425	204,368	618,798	832,618	152,849	553,800	156,274	483,128	648,174
Administrative expenses	6	(16,281)	(50,415)	(16,717)	(47,426)	(64,349)	(8,800)	(27,586)	(7,831)	(23,789)	(33,319)
Selling and distribution expenses	7	(77,590)	(212,862)	(50,461)	(138,036)	(191,658)	(59,602)	(165,043)	(32,109)	(92,748)	(132,285)
Other income	8	1,514	3,115	1,163	7,214	6,221	680	2,379	440	2,453	1,975
Impairment of financial assets	10	360	(226)	(226)	(341)	-	338	(280)	(280)	(402)	
Profit from operating activities		115,502	433,623	138,127	440,324	582,491	85,127	363,888	116,494	368,764	484,143
Finance income	9	6,833	28,834	4,443	13,851	20,765	45,667	70,566	17,463	59,283	92,783
Finance costs	9	(51,325)	(126,557)	(18,337)	(48,688)	(65,707)	(15,822)	(44,466)	(11,309)	(29,732)	(42,501)
Share of profit from associate		-	-	-	-	817	-	-	-	-	-
Profit before tax		71,010	335,900	124,233	405,487	538,366	114,972	389,988	122,648	398,315	534,425
Income tax expense	11.1	(30,013)	(122,799)	(37,613)	(127,237)	(173,927)	(27,087)	(116,411)	(35,189)	(114,278)	(153,325)
Profit for the period/year		40,997	213,101	86,620	278,250	364,439	87,885	273,577	87,459	284,037	381,100
Profit for the period/year attributable to:											
Owners of the Company	10	38,891	209,513	85,372	275,926	361,008	87,885	273,577	87,459	284,037	381,100
Non-controlling interests		2,106	3,588	1,248	2,324	3,431	-	-	-	-	-
		40,997	213,101	86,620	278,250	364,439	87,885	273,577	87,459	284,037	381,100
Earnings per share, basic and diluted (Naira)	10	2.30	12.41	5.02	16.23	21.24	5.21	16.20	5.14	16.71	22.42


Dangote Cement Plc
Condensed consolidated and separate statements of comprehensive Income
For the three months and nine months ended 30 September 2022


	Group					Company				
	3 months ended 30/09/2022	9 months ended 30/09/2022	3 months ended 30/09/2021	9 months ended 30/09/2021	Year ended 31/12/2021	3 months ended 30/09/2022	9 months ended 30/09/2022	3 months ended 30/09/2021	9 months ended 30/09/2021	Year ended 31/12/2021
	₦'million	₦'million	₦'million	₦'million	₦'million	₦'million	₦'million	₦'million	₦'million	₦'million
Profit for the period/year	40,997	213,101	86,620	278,250	364,439	87,885	273,577	87,459	284,037	381,100
Other comprehensive income, net of income tax: <i>Items that may be reclassified subsequently to profit or loss:</i>										
Exchange differences on translating net investments in foreign operations	21,341	14,242	13,561	8,000	265	-	-	-	-	-
Other comprehensive income for the period/year, net of income tax	21,341	14,242	13,561	8,000	265	-	-	-	-	-
Total comprehensive income for the period/year	62,338	227,343	100,181	286,250	364,704	87,885	273,577	87,459	284,037	381,100
Total comprehensive income for the period/year attributable to:										
Owners of the Company	62,731	226,191	99,833	283,026	361,429	87,885	273,577	87,459	284,037	381,100
Non-controlling interests	(393)	1,152	348	3,224	3,275	-	-	-	-	-
	62,338	227,343	100,181	286,250	364,704	87,885	273,577	87,459	284,037	381,100


Dangote Cement Plc
Condensed consolidated and separate statements of financial position
As at 30 September 2022

	Notes	Group		Company	
		30/09/2022 ₦'million	31/12/2021 ₦'million	30/09/2022 ₦'million	31/12/2021 ₦'million
ASSETS					
Non-current assets					
Property, plant and equipment	12	1,378,109	1,472,859	508,837	554,883
Intangible assets	13	4,784	5,122	104	147
Right-of-use assets	14	17,199	18,566	1,433	1,365
Investments in subsidiaries	15.2	-	-	162,268	162,268
Investment in associate	15.3	1,821	6,528	1,582	1,582
Prepayments	16	928	4,759	211	211
Deferred tax assets	11.4	6,878	5,163	-	-
Lease receivables	17	18,151	5,980	18,151	5,980
Receivables from subsidiaries	18	-	-	1,005,938	968,000
Total non-current assets		1,427,870	1,518,977	1,698,524	1,694,436
Current assets					
Inventories	19	237,824	167,205	140,746	88,421
Trade and other receivables	20	41,873	47,469	14,141	15,798
Prepayments and other current assets	21	399,513	311,722	575,674	504,786
Lease receivables	17	5,672	3,752	5,672	3,752
Current tax assets	11.2	4,152	3,051	2,725	2,542
Cash and cash equivalents	22	216,834	339,843	143,395	272,563
Total current assets		905,868	873,042	882,353	887,862
TOTAL ASSETS		2,333,738	2,392,019	2,580,877	2,582,298
LIABILITIES					
Current liabilities					
Trade and other payables	23	301,979	371,224	152,437	214,411
Lease liabilities	29	1,245	2,187	114	261
Current tax liabilities	11.3	174,881	153,385	166,823	146,517
Financial liabilities	24	407,997	401,393	335,301	315,090
Other current liabilities	26	158,155	148,294	172,390	161,579
Total current liabilities		1,044,257	1,076,483	827,065	837,858
Non current liabilities					
Deferred tax liabilities	11.5	128,309	135,003	118,919	126,226
Financial liabilities	24	301,814	176,562	262,652	147,789
Lease liabilities	29	7,597	8,019	110	110
Deferred revenue	25	314	636	-	298
Provisions	28	9,629	8,428	6,532	5,573
Employee benefit obligations	31	3,600	3,219	3,344	2,972
Total non-current liabilities		451,263	331,867	391,557	282,968
Total liabilities		1,495,520	1,408,350	1,218,622	1,120,826
Net assets		838,218	983,669	1,362,255	1,461,472
EQUITY					
Share capital	30	8,520	8,520	8,520	8,520
Share premium	30	42,430	42,430	42,430	42,430
Treasury shares		(45,156)	(9,833)	(45,156)	(9,833)
Capital contribution		2,877	2,877	2,828	2,828
Currency translation reserve		69,780	53,102	-	-
Retained earnings		740,316	868,274	1,353,633	1,417,527
Equity attributable to owners of the company		818,767	965,370	1,362,255	1,461,472
Non-controlling interest		19,451	18,299	-	-
Total equity		838,218	983,669	1,362,255	1,461,472
TOTAL EQUITY AND LIABILITIES		2,333,738	2,392,019	2,580,877	2,582,298

These financial statements were approved and authorised for issue by the Board of Directors on 27 October 2022 and were signed on its behalf by:


Aliko Dangote, GCON
 Chairman, Board of Directors
 FRC/2013/IODN/00000001766


Michel Puchercos
 Group Chief Executive Officer/GMD
 FRC/2017/IODN/00000015919


Gbenga Fapohunda
 Acting Group Chief Finance Officer
 FRC/2019/ICAN/00000019333

Dangote Cement Plc

Condensed consolidated statement of changes in equity For the nine months ended 30 September 2022

	Group								
	Share capital ₦'million	Share premium ₦'million	Treasury Shares ₦'million	Retained earnings ₦'million	Currency translation reserve ₦'million	Capital contribution ₦'million	Attributable to the owners of the parent ₦'million	Non - controlling interests ₦'million	Total equity ₦'million
Balance at 1 January 2021	8,520	42,430	(9,833)	779,271	52,681	2,877	875,946	15,024	890,970
Profit for the period	-	-	-	275,926	-	-	275,926	2,324	278,250
Other comprehensive income for the period, net of tax	-	-	-	-	7,100	-	7,100	900	8,000
Total comprehensive income for the period	-	-	-	275,926	7,100	-	283,026	3,224	286,250
Payment of dividends	-	-	-	(272,005)	-	-	(272,005)	-	(272,005)
Balance at 30 September 2021	8,520	42,430	(9,833)	783,192	59,781	2,877	886,967	18,248	905,215
Balance at 1 January 2022	8,520	42,430	(9,833)	868,274	53,102	2,877	965,370	18,299	983,669
Profit for the period	-	-	-	209,513	-	-	209,513	3,588	213,101
Other comprehensive income/(loss) for the period, net of tax	-	-	-	-	16,678	-	16,678	(2,436)	14,242
Total comprehensive income for the period	-	-	-	209,513	16,678	-	226,191	1,152	227,343
Effect of shares buy-back (Note 30)	-	-	(35,323)	-	-	-	(35,323)	-	(35,323)
Dividends	-	-	-	(337,471)	-	-	(337,471)	-	(337,471)
Balance at 30 September 2022	8,520	42,430	(45,156)	740,316	69,780	2,877	818,767	19,451	838,218

Dangote Cement Plc

**Condensed separate statement of changes in equity
For the nine months ended 30 September 2022**

	Company					
	Share capital ₦'million	Share premium ₦'million	Treasury Shares ₦'million	Capital contribution ₦'million	Retained earnings ₦'million	Total equity ₦'million
Balance at 1 January 2021	8,520	42,430	(9,833)	2,828	1,308,432	1,352,377
Profit for the period	-	-	-	-	284,037	284,037
Other comprehensive income for the period, net of tax	-	-	-	-	-	-
Total comprehensive income for the period	-	-	-	-	284,037	284,037
Payment of dividends	-	-	-	-	(272,005)	(272,005)
Balance at 30 September 2021	8,520	42,430	(9,833)	2,828	1,320,464	1,364,409
Balance at 1 January 2022	8,520	42,430	(9,833)	2,828	1,417,527	1,461,472
Profit for the period	-	-	-	-	273,577	273,577
Other comprehensive income for the period, net of tax	-	-	-	-	-	-
Total comprehensive income for the period	-	-	-	-	273,577	273,577
Effect of shares buy-back (Note 30)	-	-	(35,323)	-	-	(35,323)
Dividends	-	-	-	-	(337,471)	(337,471)
Balance at 30 September 2022	8,520	42,430	(45,156)	2,828	1,353,633	1,362,255

Dangote Cement Plc
Condensed consolidated and separate statements of cash flows
For the nine months ended 30 September 2022

	Notes	Group			Company		
		9 months ended 30/09/2022 N'million	9 months ended 30/09/2021 N'million	Year ended 31/12/2021 N'million	9 months ended 30/09/2022 N'million	9 months ended 30/09/2021 N'million	Year ended 31/12/2021 N'million
Cash flows from operating activities							
Profit before tax		335,900	405,487	538,366	389,988	398,315	534,425
Adjustments for:							
Depreciation and amortisation	12, 13 & 14	81,963	73,935	100,766	44,965	42,081	58,720
Write off and impairment of property plant and equipment		293	532	1,338	(21)	-	122
Interest expenses	9	53,393	39,478	56,326	43,694	28,842	41,925
Interest income	9	(28,834)	(13,851)	(20,765)	(53,752)	(34,076)	(48,031)
Dividend income		-	-	-	(4,707)	-	-
Net exchange (gain)/loss on borrowings and non-operating assets		56,174	5,415	7,924	(18,743)	(23,912)	(43,476)
Change in fairvalue of derivatives		-	(104)	(104)	-	(104)	(104)
Share of profit from associate		-	-	(817)	-	-	-
Amortisation of deferred revenue		(348)	(38)	227	(299)	(32)	262
Provisions		1,201	1,692	379	959	886	524
Provision for employee benefits obligations		381	670	(362)	372	666	(580)
(Gain)/loss on disposal of property, plant and equipment		-	(358)	(378)	-	(358)	(359)
		500,123	512,858	682,900	402,456	412,308	543,428
Changes in:							
Inventories		(70,619)	(61,448)	(60,526)	(52,325)	(31,727)	(33,117)
Trade and other receivables		5,596	(17,545)	(11,173)	1,657	(2,542)	153
Trade and other payables		(54,072)	29,301	26,846	(49,201)	44,104	79,182
Prepayments and other current assets		13,812	(45,196)	(79,404)	81,376	(40,135)	(82,922)
Other current liabilities		9,887	54,846	63,404	10,718	97,054	112,148
		404,727	472,816	622,047	394,681	479,062	618,872
Change in lease receivables		7,369	6,016	8,070	7,369	6,016	8,070
Income tax paid	11.3	(110,083)	(29,728)	(33,408)	(103,412)	(26,493)	(31,196)
Net cash generated from operating activities		302,013	449,104	596,709	298,638	458,585	595,746
Cash flows from Investing activities							
Interest received		4,911	12,527	11,249	2,610	10,279	8,281
Dividend received		4,707	-	-	4,707	-	-
Acquisition of intangible assets	13	(311)	(467)	(848)	-	(31)	(31)
Additional receivables from subsidiaries		-	-	-	(43,756)	(114,881)	(164,367)
Repayment by subsidiaries		-	-	-	6,689	18,275	22,852
Net loans (obtained)/repaid by parent company	21	(80,312)	(39,500)	20,000	(80,312)	(39,500)	20,000
Proceeds from disposal of property, plant and equipment		-	1,215	1,238	-	1,215	1,218
Acquisition of investment		-	-	-	-	(22)	(22)
Acquisition of property, plant and equipment		(58,091)	(106,361)	(158,508)	(30,534)	(44,020)	(58,158)
Additions to property, plant and equipment	12	(49,762)	(142,864)	(185,814)	(18,374)	(66,750)	(72,404)
Change in prepayments for property, plant and equipment		3,831	16,605	17,849	-	2,832	4,789
Net suppliers' credit obtained/(repaid)		(12,160)	19,898	9,457	(12,160)	19,898	9,457
Net cash used in investing activities		(129,096)	(132,586)	(126,869)	(140,596)	(168,685)	(170,227)
Cashflows from Financing activities							
Interest paid		(39,425)	(37,135)	(52,558)	(31,221)	(26,311)	(42,232)
Lease payment		(981)	(1,177)	(2,110)	(860)	(650)	(884)
Shares buy-back		(35,323)	(9,833)	(9,833)	(35,323)	(9,833)	(9,833)
Dividends paid		(337,471)	(272,005)	(272,005)	(337,471)	(272,005)	(272,005)
Loans obtained		269,192	216,532	329,115	245,818	213,074	312,439
Loans repaid		(198,238)	(270,062)	(324,831)	(183,815)	(249,666)	(278,043)
Net cash used in financing activities		(342,246)	(373,680)	(332,222)	(342,872)	(345,391)	(290,558)
(Decrease)/Increase in cash and cash equivalents		(169,329)	(57,162)	137,618	(184,830)	(55,491)	134,961
Cash and cash equivalents at beginning of period/year		263,368	141,039	141,039	203,809	68,848	68,848
Effects of exchange rate changes		(7,186)	(7,545)	(15,289)	-	-	-
Cash and cash equivalents at end of the period/year	22	86,853	76,332	263,368	18,979	13,357	203,809

Dangote Cement Plc

Notes to the condensed consolidated and separate interim financial statements For the three months and nine months ended 30 September 2022

1 General Information

Dangote Cement Plc ("the Company") was incorporated in Nigeria as a public limited liability company on 4 November 1992 and commenced operations in January 2007 under the name Obajana Cement Plc. The name was changed on 14 July 2010 to Dangote Cement Plc.

Its parent company is Dangote Industries Limited ("DIL" or "the Parent Company"). Its ultimate controlling party is Alhaji Aliko Dangote.

The registered address of the Company is located at 1 Alfred Rewane Road, Ikoyi, Lagos, Nigeria.

The principal activity of the Company and its subsidiaries (together referred to as "the Group") is to operate plants for the preparation, manufacture, and distribution of cement and related products. The Company's production activities are currently undertaken at Obajana town in Kogi State, Gboko in Benue State and Ibese in Ogun State; all in Nigeria. Information in respect of the subsidiaries locations is disclosed in note 15.

The condensed consolidated interim financial statements of the Group for the period ended 30 September 2022 comprise the Company and its subsidiaries.

The condensed separate interim financial statements of the Company for the period ended 30 September 2022 comprise the Company only.

1.1 Securities trading policy

The Board has established an Insider Trading Policy designed to prohibit dealing in Dangote Cement Plc. shares or securities on the basis of potentially price-sensitive information that is not yet in the public domain. This is in line with the Rules of the NSE, the Investment and Securities Act (ISA) 2007 and the SEC Rules and Regulations. Having enquired, we can confirm that all Directors complied with the Insider Trading Policy during the period under review.

2 Significant accounting policies

The Group and Company's financial statements for the year ended 31 December 2021 have been prepared in accordance with International Financial Reporting Standards as issued by the International Accounting Standards Board ("IASB"), and interpretations issued by the International Financial Reporting Interpretations Committee of the IASB (together "IFRS") and requirements of the Companies and Allied Matters Act (CAMA) of Nigeria and the Financial Reporting Council (FRC) Act of Nigeria.

Dangote Cement Plc. Group has consistently applied the same accounting policies and methods of computation in its condensed consolidated and separate interim financial statements as in its 2021 annual financial statements except for the application of new standards. None of the new standards, interpretations and amendments, effective for the first time from 1 January 2022, have had a material effect on the condensed consolidated and separate interim financial statements.

Standards issued but not yet effective

A number of new standards and amendments to standards are effective for annual periods beginning on or after 1 January 2022 and earlier application is permitted; however, the Group has not early adopted any of the forthcoming new or amended standards in preparing these condensed consolidated and separate interim financial statements.

Basis of preparation

These condensed consolidated and separate interim financial statements for the three months and nine months ended 30 September 2022 have been prepared in accordance with IAS 34 Interim Financial Reporting, and should be read in conjunction with the Group and Company's last annual consolidated and separate financial statements as at and for the year ended 31 December 2021 ("last annual consolidated and separate financial statements"). They do not include all the information required for a complete set of financial statements prepared in accordance with IFRS Standards. However, selected explanatory notes are included to explain events and transactions that are significant to an understanding of the changes in the Group and Company's financial position and performance since last annual consolidated and separate financial statements.

The condensed consolidated and separate interim financial statements have been prepared on the historical cost basis except for derivatives which are measured at fair value. Historical cost is generally based on the fair value of the consideration given in exchange for assets.

Fair values

Fair value is the price that would be received to sell an asset or paid to transfer a liability in an orderly transaction between market participants at the measurement date, regardless of whether that price is directly observable or estimated using another valuation technique. In estimating the fair value of an asset or a liability, the Group takes into account the characteristics of the asset or liability that market participants would take into account when pricing the asset or liability at the measurement date. Fair value for measurement and/or disclosure in these condensed consolidated interim financial statements is determined on such a basis, except for leasing transactions that are within the scope of IFRS 16, and measurements that have some similarities to fair value but are not fair value, such as net realisable value in IAS 2 or value in use in IAS 36. Derivatives are carried at fair value.

Basis of consolidation

The Group condensed interim financial statements incorporate the financial statements of the Company and its subsidiaries over whom it has control, made up to 30 September 2022. Control is achieved where the investor; (i) has power over the investee entity (ii) is exposed, or has rights, to variable returns from the investee entity as a result of its involvement, and (iii) can exercise some power over the investee to affect its returns.

The Company reassesses whether or not it still controls an investee if facts and circumstances indicate that there are changes to one or more of the three elements of control listed above.

The financial statements of subsidiaries are included in the condensed consolidated interim financial statements from the date that control commences until the date that control ceases. The accounting policies of subsidiaries have been changed where necessary to align them with the policies adopted by the Group.

Income and expenses of subsidiaries acquired or disposed of during the period are included in the condensed consolidated statement of profit or loss and condensed consolidated statement of comprehensive income from the effective date of acquisition and up to the effective date of disposal, as appropriate. Total comprehensive income of subsidiaries is attributed to the owners' of the Company and to the non-controlling interests even if this results in the non-controlling interest having a deficit balance.

In the Company's condensed separate interim financial statements, investments in subsidiaries are carried at cost less any impairment that has been recognised in profit or loss.

Dangote Cement Plc

Notes to the condensed consolidated and separate interim financial statements For the three months and nine months ended 30 September 2022

3 REVENUE

	Group				Company			
	3 months ended 30/09/2022	9 months ended 30/09/2022	3 months ended 30/09/2021	9 months ended 30/09/2021	3 months ended 30/09/2022	9 months ended 30/09/2022	3 months ended 30/09/2021	9 months ended 30/09/2021
Volumes	'000 tonnes	'000 tonnes	'000 tonnes	'000 tonnes	'000 tonnes	'000 tonnes	'000 tonnes	'000 tonnes
Cement production and bagging capacity (for the year)	51,550	51,550	48,550	48,550	29,250	29,250	29,250	29,250
Production volume*	6,544	20,384	6,564	21,083	3,588	12,176	4,114	13,797
Trade cement purchase	(81)	121	54	540	371	1,243	457	1,065
Decrease/(Increase) in stocks**	128	292	268	540	179	62	(296)	(718)
Sales volume*	6,591	20,797	6,886	22,163	4,138	13,481	4,275	14,144

* includes both cement and clinker volumes

** (Increase)/decrease in stocks refers to the difference between the opening and closing stocks for the period.

An analysis of revenue in naira is as follows:

	Group				Company			
	3 months ended 30/09/2022	9 months ended 30/09/2022	3 months ended 30/09/2021	9 months ended 30/09/2021	3 months ended 30/09/2022	9 months ended 30/09/2022	3 months ended 30/09/2021	9 months ended 30/09/2021
Revenue from contracts with customers	₦million	₦million	₦million	₦million	₦million	₦million	₦million	₦million
Revenue from sales of cement & clinker	369,219	1,177,254	331,640	1,022,185	267,673	890,654	235,464	729,603
Revenue from sales of other products	-	2	1	1	-	-	-	-
Sales value	369,219	1,177,256	331,641	1,022,186	267,673	890,654	235,464	729,603

All group sales exclude intra-group sales.

4 Segment Information

4.1 Products and services from which reportable segments derive their revenue

The Executive Management Committee is the Company's Chief Operating Decision Maker. Management has determined operating segments based on the information reported and reviewed by the Executive Management Committee for the purposes of allocating resources and assessing performance. The Executive Management Committee reviews internal management reports on at least a quarterly basis. These internal reports are prepared on the same basis as the accompanying consolidated and separate financial statements.

Segment information is presented in respect of the Group's reportable segments. For management purposes, the Group is organised into business units by geographical areas in which the Group operates. The Group has 2 reportable segments based on location of the principal operations as follows:

- Nigeria (includes Company and all subsidiaries operating in Nigeria. See Note 15.1)
- Pan Africa (includes entities operating outside Nigeria. See Note 15.1)

Segment revenues and results

Performance is measured based on segment sales revenue, Earnings Before Interest, Tax, Depreciation and Amortisation (EBITDA) and profit from operating activities, as included in the internal management reports that are reviewed by the Executive Management Committee. Segment sales revenue, EBITDA and profit from operating activities are used to measure performance as management believes that such information is the most relevant in evaluating results of certain segments relative to other entities that operate within these industries.

4 Segment Information continued

The following is an analysis of the Group's revenue and results by reportable segment:

Group	3 month ended 30/09/2022				
	Nigeria ₦million	Pan Africa ₦million	Central Administrative cost ₦million	Eliminations ₦million	Total ₦million
Revenue	267,673	103,453	-	(1,907)	369,219
EBITDA*	130,538	16,124	(4,043)	97	142,716
Other Income	743	803	-	(32)	1,514
Profit from operating activities	111,937	7,088	(4,043)	520	115,502
Profit/(loss) for the period	113,996	(52,854)	(4,043)	(16,102)	40,997

* represents earnings before interest, taxes, depreciation, amortisation & impairment

Dangote Cement Plc

Notes to the condensed consolidated and separate interim financial statements For the three months and nine months ended 30 September 2022

Segment results

Group	9 months ended 30/09/2022				
	Nigeria ₦'million	Pan Africa ₦'million	Central Administra- tive cost ₦'million	Eliminations ₦'million	Total ₦'million
Revenue	890,654	288,509	-	(1,907)	1,177,256
EBITDA*	479,924	47,844	(12,063)	174	515,879
Other Income	2,288	1,197	-	(370)	3,115
Profit from operating activities	426,596	17,640	(12,063)	1,450	433,623
Profit/(loss) for the period	336,246	(127,665)	(12,063)	16,583	213,101

* represents earnings before interest, taxes, depreciation, amortisation & impairment

Total segment operating profit agrees to the profit from operating activities. A reconciliation of profit from operating activities to profit before tax is presented on the face of the profit and loss account.

Group	3 months ended 30/09/2021				
	Nigeria ₦'million	Pan Africa ₦'million	Central Administra- tive cost ₦'million	Eliminations ₦'million	Total ₦'million
Revenue	235,464	99,363	-	(3,186)	331,641
EBITDA*	148,048	19,784	(3,542)	(564)	163,726
Other Income	(10)	1,375	-	(202)	1,163
Profit from operating activities	132,342	9,494	(3,542)	(167)	138,127
Profit/(loss) for the period	103,451	21,450	(3,542)	(34,739)	86,620

Group	9 months ended 30/09/2021				
	Nigeria ₦'million	Pan Africa ₦'million	Central Administra- tive cost ₦'million	Eliminations ₦'million	Total ₦'million
Revenue	729,603	297,860	-	(5,277)	1,022,186
EBITDA*	459,226	66,968	(11,715)	312	514,791
Other Income	3,397	4,438	-	(621)	7,214
Profit from operating activities	412,026	38,513	(11,715)	1,500	440,324
Profit/(loss) for the period	322,548	(6,463)	(11,715)	(26,120)	278,250

* represents earnings before interest, taxes, depreciation, amortisation & impairment.

A reconciliation of Earnings Before Interest, Tax, Depreciation and Amortisation (EBITDA) to the profit for the period is presented below:

	Group	
	9 months ended 30/09/2022 ₦'million	9 months ended 30/09/2021 ₦'million
EBITDA	515,879	514,791
Depreciation, amortisation, write-off and impairment	(82,256)	(74,467)
Profit from operating activities	433,623	440,324
Finance income	28,834	13,851
Finance costs	(126,557)	(48,688)
Profit before tax	335,900	405,487
Income tax expense	(122,799)	(127,237)
Profit for the period	213,101	278,250

4.2 Segment assets and liabilities

	Nigeria ₦'million	Pan Africa ₦'million	Eliminations ₦'million	Total ₦'million
30 September 2022				
Total assets	2,658,772	898,869	(1,223,903)	2,333,738
Segment liabilities	1,205,269	1,317,311	(1,027,060)	1,495,520
31 December 2021				
Total assets	2,835,333	928,968	(1,372,282)	2,392,019
Segment liabilities	1,153,211	1,256,375	(1,001,236)	1,408,350

Dangote Cement Plc

Notes to the condensed consolidated and separate interim financial statements For the three months and nine months ended 30 September 2022

5 Production cost of sales

	Group				Company			
	3 months ended	9 months ended	3 months ended	9 months ended	3 months ended	9 months ended	3 months ended	9 months ended
	30/09/2022	30/09/2022	30/09/2021	30/09/2021	30/09/2022	30/09/2022	30/09/2021	30/09/2021
	₦'million	₦'million	₦'million	₦'million	₦'million	₦'million	₦'million	₦'million
Material consumed	47,887	144,896	40,194	134,168	62,174	158,212	31,549	96,958
Fuel & power consumed	68,195	198,152	42,772	141,750	28,963	107,590	19,980	84,283
Royalty (Note 5(a))	593	1,463	432	1,208	309	760	176	536
Salaries and related staff costs	10,346	34,162	10,139	28,737	4,955	18,105	5,194	14,711
Depreciation & amortisation	20,636	62,224	18,818	55,742	10,320	30,796	10,186	29,411
Plant maintenance cost	11,587	37,179	9,177	29,857	5,669	20,039	4,448	15,385
Other production expenses (Increase)/ decrease in finished goods and work in process	8,172 (6,046)	21,048 (15,293)	5,453 288	16,423 (4,497)	3,599 (1,165)	8,720 (7,368)	1,942 5,715	5,764 (573)
Total production cost of sales	161,370	483,831	127,273	403,388	114,824	336,854	79,190	246,475

(a) Royalty payable is charged based on volume of extraction made during the period.

6 Administrative expenses

	Group				Company			
	3 months ended	9 months ended	3 months ended	9 months ended	3 months ended	9 months ended	3 months ended	9 months ended
	30/09/2022	30/09/2022	30/09/2021	30/09/2021	30/09/2022	30/09/2022	30/09/2021	30/09/2021
	₦'million	₦'million	₦'million	₦'million	₦'million	₦'million	₦'million	₦'million
Salaries and related staff costs	4,902	15,319	4,441	13,053	2,800	8,657	2,155	6,818
Corporate social responsibility	361	885	170	3,273	233	496	123	2,029
Management fee (Note 6(a))	1,271	4,146	1,396	3,701	1,271	4,146	1,396	3,701
Depreciation and Amortisation	1,659	5,064	1,702	5,029	525	1,719	654	1,896
Rent, rate and insurance	1,579	4,690	1,536	4,087	502	1,574	440	1,190
Repairs and maintenance	687	1,390	392	1,049	572	998	296	742
Travel expenses	1,164	3,201	667	2,142	645	1,692	259	884
Bank charges	874	2,274	825	2,351	400	1,118	352	869
Professional and consultancy fees	336	1,804	552	1,536	130	964	246	665
Security expenses	749	2,229	640	1,893	223	667	211	566
Janitorial and Office Cleaning	397	1,048	327	924	254	694	221	600
General administrative expenses	1,319	4,766	3,503	5,620	575	2,763	1,018	1,981
Others	983	3,599	566	2,768	670	2,098	460	1,848
Total administrative expenses	16,281	50,415	16,717	47,426	8,800	27,586	7,831	23,789

(a) The management fee is charged by Dangote Industries Limited (DIL) for management and corporate services provided to Dangote Cement Plc. (DCP). It is an apportionment of DIL's shared-service cost to DCP plus mark-up.

7 Selling and distribution expenses

	Group				Company			
	3 months ended	9 months ended	3 months ended	9 months ended	3 months ended	9 months ended	3 months ended	9 months ended
	30/09/2022	30/09/2022	30/09/2021	30/09/2021	30/09/2022	30/09/2022	30/09/2021	30/09/2021
	₦'million	₦'million	₦'million	₦'million	₦'million	₦'million	₦'million	₦'million
Salaries and related staff costs	4,950	14,893	4,273	12,651	3,419	10,305	2,713	8,125
Depreciation	4,896	14,675	4,547	13,164	4,251	12,450	3,785	10,774
Advertisement and promotion	2,688	5,086	458	1,809	2,588	4,663	249	1,390
Haulage expenses	63,755	175,601	39,541	107,222	48,213	135,452	23,900	69,693
Others	1,301	2,607	1,642	3,190	1,131	2,173	1,462	2,766
Total selling and distribution expenses	77,590	212,862	50,461	138,036	59,602	165,043	32,109	92,748

Dangote Cement Plc

Notes to the condensed consolidated and separate interim financial statements
For the three months and nine months ended 30 September 2022

8 Other income

	Group				Company			
	3 months ended	9 months ended	3 months ended	9 months ended	3 months ended	9 months ended	3 months ended	9 months ended
	30/09/2022	30/09/2022	30/09/2021	30/09/2021	30/09/2022	30/09/2022	30/09/2021	30/09/2021
	₦'million	₦'million	₦'million	₦'million	₦'million	₦'million	₦'million	₦'million
Insurance claims	290	974	246	414	249	821	62	198
Government grant	8	26	214	261	-	1	205	234
Sundry income	1,216	2,115	703	6,539	431	1,557	173	2,021
Total other income	1,514	3,115	1,163	7,214	680	2,379	440	2,453

9 Finance income and costs

	Group				Company			
	3 months ended	9 months ended	3 months ended	9 months ended	3 months ended	9 months ended	3 months ended	9 months ended
	30/09/2022	30/09/2022	30/09/2021	30/09/2021	30/09/2022	30/09/2022	30/09/2021	30/09/2021
	₦'million	₦'million	₦'million	₦'million	₦'million	₦'million	₦'million	₦'million
Finance income								
Interest income	6,833	28,834	4,443	13,851	17,598	53,752	11,463	34,076
Dividend income	-	-	-	-	678	4,707	-	-
Others - foreign exchange gain	-	-	-	-	27,391	12,107	6,000	25,207
Total finance income	6,833	28,834	4,443	13,851	45,667	70,566	17,463	59,283
Finance costs								
Gross interest expenses	19,334	53,393	14,874	40,764	15,564	43,694	11,012	29,625
Less: amounts included in the cost of qualifying assets	-	-	(210)	(1,286)	-	-	-	(783)
Interest expenses	19,334	53,393	14,664	39,478	15,564	43,694	11,012	28,842
Foreign exchange loss	31,733	72,390	3,376	8,320	-	-	-	-
Other finance costs	258	774	297	890	258	772	297	890
Total finance costs	51,325	126,557	18,337	48,688	15,822	44,466	11,309	29,732

10 Earnings per share

	Group				Company			
	3 months ended	9 months ended	3 months ended	9 months ended	3 months ended	9 months ended	3 months ended	9 months ended
	30/09/2022	30/09/2022	30/09/2021	30/09/2021	30/09/2022	30/09/2022	30/09/2021	30/09/2021
	₦'million	₦'million	₦'million	₦'million	₦'million	₦'million	₦'million	₦'million
Profit for the period attributable to owners of the Company	38,891	209,513	85,372	275,926	87,885	273,577	87,459	284,037
Weighted average number of ordinary shares for the purposes of basic and diluted earnings per share (million)	16,883	16,883	17,000	17,000	16,883	16,883	17,000	17,000
Basic and diluted earnings per share (Naira)	2.30	12.41	5.02	16.23	5.21	16.20	5.14	16.71

There are no dilutive instruments. Consequently, Basic and diluted earnings per share are the same.

Dangote Cement Plc

Notes to the condensed consolidated and separate interim financial statements For the three months and nine months ended 30 September 2022

11 Income tax

11.1	Income tax expense recognised in profit or loss	Group				Company			
		3 months ended	9 months ended	3 months ended	9 months ended	3 months ended	9 months ended	3 months ended	9 months ended
		30/09/2022	30/09/2022	30/09/2021	30/09/2021	30/09/2022	30/09/2022	30/09/2021	30/09/2021
		₦'million	₦'million	₦'million	₦'million	₦'million	₦'million	₦'million	₦'million
	Current tax expense	(34,932)	(131,872)	(35,219)	(116,133)	(32,012)	(123,718)	(34,178)	(110,995)
	Deferred tax credit/(expense)	4,919	9,073	(2,394)	(11,104)	4,925	7,307	(1,011)	(3,283)
	Total income tax expense recognised in the current period	(30,013)	(122,799)	(37,613)	(127,237)	(27,087)	(116,411)	(35,189)	(114,278)

Income tax expense is recognised at an amount determined by multiplying the profit/loss before tax for the interim reporting period by management's best estimate of the weighted average annual income tax rate expected for the full year, adjusted for the effect of certain items recognised in full in the interim period. As such, the effective tax rate in the Interim financial statements may differ from management's estimate of the effective tax rate for the annual financial statements.

11.2	Current tax assets	Group		Company	
		30/09/2022	31/12/2021	30/09/2022	31/12/2021
		₦'million	₦'million	₦'million	₦'million
	Balance, beginning of the period/year	3,051	7,029	2,542	5,511
	Tax credit for the period/year	259	774	-	-
	Payments during the period/year	451	291	-	-
	Additional road infrastructure tax credit	183	22,296	183	22,296
	Tax credit utilised to offset current tax liabilities	-	(27,021)	-	(25,265)
	Effect of currency exchange difference	208	(318)	-	-
	Balance, end of the period/year	4,152	3,051	2,725	2,542
	11.3 Current tax liabilities				
	Balance, beginning of the period/year	153,385	59,781	146,517	58,117
	Charge for the period/year	132,131	155,689	123,718	144,861
	Payments during the period/year	(109,632)	(33,117)	(103,412)	(31,196)
	Withholding tax credit and grant utilized	-	(21)	-	-
	Tax credit utilised to offset current tax liabilities	-	(27,021)	-	(25,265)
	Effect of currency exchange difference	(1,003)	(1,926)	-	-
	Balance, end of the period/year	174,881	153,385	166,823	146,517
	11.4 Deferred tax assets				
	Balance, beginning of the period/year	5,163	11,708	-	-
	Credit/(charge) for the period/year	2,097	(7,126)	-	-
	Effect of currency exchange difference	(382)	581	-	-
	Balance, end of the period/year	6,878	5,163	-	-
	11.5 Deferred tax liabilities				
	Balance, beginning of the period/year	135,003	122,980	126,226	(117,762)
	Charge for the period/year	(6,976)	11,884	(7,307)	243,988
	Effect of currency exchange difference	282	139	-	-
	Balance, end of the period/year	128,309	135,003	118,919	126,226

Notes to the condensed consolidated and separate interim financial statements
For the three months and nine months ended 30 September 2022

12 Property, plant and equipment

12.1 Group

	Leasehold improvements and buildings	Plant and machinery	Motor vehicles	Aircraft	Furniture & equipment	Capital work-in-progress	Total
	₦'million	₦'million	₦'million	₦'million	₦'million	₦'million	₦'million
Cost							
At 1 January 2021	261,999	1,193,221	242,247	4,028	13,144	269,306	1,983,945
Additions	1,800	7,255	2,035	-	714	174,010	185,814
Reclassifications	21,698	14,398	27,023	-	633	(63,752)	-
Transfers	(6,036)	(5,344)	(7)	-	-	(2,861)	(14,248)
Disposals	-	-	(85)	-	(7)	(857)	(949)
Write-off	-	(811)	(124)	-	(32)	(838)	(1,805)
Effect of foreign currency exchange differences	1,654	6,938	2,340	-	219	3,931	15,082
Balance at 31 December 2021	281,115	1,215,657	273,429	4,028	14,671	378,939	2,167,839
At 1 January 2022	281,115	1,215,657	273,429	4,028	14,671	378,939	2,167,839
Additions	207	8,259	3,888	-	439	36,969	49,762
Reclassification	4,191	165,039	8,224	-	535	(177,989)	-
Transfers (Note 12.1.1)	-	(19)	122	-	-	(22,663)	(22,560)
Write-off	-	(364)	21	-	(14)	(51)	(408)
Effect of foreign currency exchange differences	(12,323)	(26,245)	(9,928)	-	(270)	(13,097)	(61,863)
Balance at 30 September 2022	273,190	1,362,327	275,756	4,028	15,361	202,108	2,132,770
Accumulated depreciation & impairment							
At 1 January 2021	53,593	359,432	170,071	2,729	7,433	-	593,258
Depreciation expense	11,423	56,806	28,473	403	1,437	-	98,542
Transfers	(126)	-	-	-	-	-	(126)
Disposal	-	-	(83)	-	(6)	-	(89)
Write off	-	(433)	(2)	-	(32)	-	(467)
Effect of foreign currency exchange differences	233	1,766	1,773	-	90	-	3,862
Balance at 31 December 2021	65,123	417,571	200,232	3,132	8,922	-	694,980
At 1 January 2022	65,123	417,571	200,232	3,132	8,922	-	694,980
Depreciation expense	7,904	48,868	21,981	301	1,123	-	80,177
Write-off	-	(160)	-	-	(14)	-	(174)
Effect of foreign currency exchange differences	(2,820)	(7,933)	(9,387)	-	(182)	-	(20,322)
Balance at 30 September 2022	70,207	458,346	212,826	3,433	9,849	-	754,661
Carrying amounts:							
At 1 January 2021	208,406	833,789	72,176	1,299	5,711	269,306	1,390,687
At 31 December 2021	215,992	798,086	73,197	896	5,749	378,939	1,472,859
At 30 September 2022	202,983	903,981	62,930	595	5,512	202,108	1,378,109

12.1.1 Represents amount transferred principally to customers on leases.

Notes to the condensed consolidated and separate interim financial statements
For the three months and nine months ended 30 September 2022

12 Property, plant and equipment

12.2 Company

	Leasehold improvements and buildings ₦'million	Plant and machinery ₦'million	Motor vehicles ₦'million	Aircraft ₦'million	Furniture & equipment ₦'million	Capital work-in- progress ₦'million	Total ₦'million
Cost							
At 1 January 2021	70,343	642,500	164,702	4,028	4,552	43,084	929,209
Additions	1,310	131	1,445	-	147	69,371	72,404
Reclassifications	18,264	9,374	27,049	-	506	(55,193)	-
Transfers	-	(4,859)	(4)	-	-	(5,712)	(10,575)
Disposal	-	-	(5)	-	(7)	(857)	(869)
Write-off	-	-	(122)	-	-	-	(122)
Balance at 31 December 2021	89,917	647,146	193,065	4,028	5,198	50,693	990,047
At 1 January 2022	89,917	647,146	193,065	4,028	5,198	50,693	990,047
Additions	6	1,040	1	-	13	17,314	18,374
Reclassification	356	11,501	7,851	-	329	(20,037)	-
Transfers (Note 12.2.1)	-	(19)	122	-	-	(20,267)	(20,164)
Write-back	-	-	21	-	-	-	21
Balance at 30 September 2022	90,279	659,668	201,060	4,028	5,540	27,703	988,278
Accumulated depreciation & impairment							
At 1 January 2021	18,092	239,579	113,435	2,729	3,448	-	377,283
Depreciation expense	3,276	30,338	23,170	403	704	-	57,891
Disposal	-	-	(4)	-	(6)	-	(10)
Balance at 31 December 2021	21,368	269,917	136,601	3,132	4,146	-	435,164
At 1 January 2022	21,368	269,917	136,601	3,132	4,146	-	435,164
Depreciation expense	2,615	22,422	18,444	301	495	-	44,277
Balance at 30 September 2022	23,983	292,339	155,045	3,433	4,641	-	479,441
Carrying amounts:							
At 1 January 2021	52,251	402,921	51,267	1,299	1,104	43,084	551,926
At 31 December 2021	68,549	377,229	56,464	896	1,052	50,693	554,883
At 30 September 2022	66,296	367,329	46,015	595	899	27,703	508,837

12.2.1 Represents amount transferred principally to customers on leases.

Dangote Cement Plc

Notes to the condensed consolidated and separate interim financial statements

For the three months and nine months ended 30 September 2022

13 Intangible assets

13.1 Group

	Computer software	Exploration assets	Total
	₦'million	₦'million	₦'million
Cost			
At 1 January 2021	5,371	3,325	8,696
Additions	557	291	848
Write-off	(78)	-	(78)
Effect of foreign currency exchange differences	(83)	(4)	(87)
Balance at 31 December 2021	5,767	3,612	9,379
At 1 January 2022	5,767	3,612	9,379
Additions	128	183	311
Effect of foreign currency exchange difference	(532)	(145)	(677)
Balance at 30 September 2022	5,363	3,650	9,013
Accumulated amortisation			
At 1 January 2021	3,880	262	4,142
Amortisation expense	240	38	278
Impairment	(78)	-	(78)
Effect of foreign currency exchange rates differences	(69)	(16)	(85)
Balance at 31 December 2021	3,973	284	4,257
At 1 January 2022	3,973	284	4,257
Amortisation expense	182	34	216
Effect of foreign currency exchange difference	(225)	(19)	(244)
Balance at 30 September 2022	3,930	299	4,229
Carrying amounts:			
At 1 January 2021	1,491	3,063	4,554
At 31 December 2021	1,794	3,328	5,122
At 30 September 2022	1,433	3,351	4,784

Computer software is amortized on a straight line basis.

Exploration assets are amortized in line with the useful life of the mines.

There are no development expenditure capitalised as internally generated intangible asset.

Dangote Cement Plc

Notes to the condensed consolidated and separate interim financial statements For the three months and nine months ended 30 September 2022

13 Intangible assets

13.2 Company

	Computer software N'million	Total N'million
Cost		
At 1 January 2021	1,539	1,539
Additions	31	31
Balance at 31 December 2021	1,570	1,570
At 1 January 2022	1,570	1,570
Additions	-	-
Balance at 30 September 2022	1,570	1,570
Accumulated amortisation		
At 1 January 2021	1,359	1,359
Amortisation expense	64	64
Balance at 31 December 2021	1,423	1,423
At 1 January 2022	1,423	1,423
Amortisation expense	43	43
Balance at 30 September 2022	1,466	1,466
Carrying amounts:		
At 1 January 2021	180	180
At 31 December 2021	147	147
At 30 September 2022	104	104

Computer software is amortized on a straight line basis.

There are no development expenditure capitalised as internally generated intangible asset.

Notes to the condensed consolidated and separate interim financial statements
For the three months and nine months ended 30 September 2022

14 Right-of-use assets**14.1 Group**

	Land and buildings	Plant and machinery	Motor vehicles	Total
	₦'million	₦'million	₦'million	₦'million
Cost				
At 1 January 2021	13,908	1,094	1,422	16,424
Additions	1,494	372	181	2,047
Transfers	6,024	-	-	6,024
Disposal	-	(289)	-	(289)
Effect of foreign currency exchange differences	(83)	(11)	(17)	(111)
Balance at 31 December 2021	21,343	1,166	1,586	24,095
At 1 January 2022	21,343	1,166	1,586	24,095
Additions	967	2	-	969
Write-off	-	(173)	-	(173)
Effect of foreign currency exchange differences	(862)	(67)	(113)	(1,042)
Balance at 30 September 2022	21,448	928	1,473	23,849
Accumulated depreciation & impairment				
At 1 January 2021	2,601	468	761	3,830
Depreciation expense	1,308	328	310	1,946
Transfers	126	-	-	126
Disposal	-	(289)	-	(289)
Effect of foreign currency exchange differences	(62)	(5)	(17)	(84)
Balance at 31 December 2021	3,973	502	1,054	5,529
At 1 January 2022	3,973	502	1,054	5,529
Depreciation expense	988	557	25	1,570
Write-off	-	(114)	-	(114)
Effect of foreign currency exchange differences	(182)	(76)	(77)	(335)
Balance at 30 September 2022	4,779	869	1,002	6,650
Carrying amounts:				
At 1 January 2021	11,307	626	661	12,594
At 31 December 2021	17,370	664	532	18,566
At 30 September 2022	16,669	59	471	17,199

Dangote Cement Plc

**Notes to the condensed consolidated and separate interim financial statements
For the three months and nine months ended 30 September 2022**

14 Right-of-use assets

14.2 Company

	Land and buildings ₦'million	Total ₦'million
Cost		
At 1 January 2021	2,521	2,521
Additions	966	966
Balance at 31 December 2021	3,487	3,487
At 1 January 2022	3,487	3,487
Additions	713	713
Balance at 30 September 2022	4,200	4,200
Accumulated depreciation & impairment		
At 1 January 2021	1,357	1,357
Depreciation expense	765	765
Balance at 31 December 2021	2,122	2,122
At 1 January 2022	2,122	2,122
Depreciation expense	645	645
Balance at 30 September 2022	2,767	2,767
Carrying amounts:		
At 1 January 2021	1,164	1,164
At 31 December 2021	1,365	1,365
At 30 September 2022	1,433	1,433

Dangote Cement Plc

Notes to the condensed consolidated and separate interim financial statements For the three months and nine months ended 30 September 2022

15 Investments

Details of the Group's subsidiaries at the end of the reporting period are as follows:

15.1 Name of subsidiary	Place of incorporation and operation	Proportion of ownership or voting power held by the Group	
		30/09/2022	31/12/2021
Dangote Cement South Africa (Pty) Limited	South Africa	64.00%	64.00%
Dangote Industries (Ethiopia) Plc	Ethiopia	99.97%	99.97%
Dangote Cement Zambia Limited	Zambia	99.96%	99.96%
Dangote Cement Senegal S.A	Senegal	99.99%	99.99%
Dangote Cement Cameroun S.A	Cameroun	99.97%	99.97%
Dangote Cement Limited, Tanzania	Tanzania	99.70%	99.70%
Dangote Cement Congo S.A	Congo	100.00%	100.00%
Dangote Cement (Sierra Leone) Limited	Sierra Leone	99.60%	99.60%
Dangote Cement Cote D'Ivoire S.A	Cote D'Ivoire	80.00%	80.00%
Dangote Industries Gabon S.A	Gabon	80.00%	80.00%
Dangote Cement Ghana Limited	Ghana	100.00%	100.00%
Dangote Cement - Liberia Ltd.	Liberia	100.00%	100.00%
Dangote Cement Burkina Faso S.A	Burkina Faso	95.00%	95.00%
Dangote Cement Chad S.A	Chad	95.00%	95.00%
Dangote Cement Mali S.A	Mali	95.00%	95.00%
Dangote Cement Niger SARL	Niger	95.00%	95.00%
Dangote Industries Benin S.A	Benin	98.00%	98.00%
Dangote Cement Togo S.A	Togo	90.00%	90.00%
Dangote Cement Kenya Limited	Kenya	90.00%	90.00%
Dangote Quarries Kenya Limited	Kenya	90.00%	90.00%
Dangote Cement Madagascar Limited	Madagascar	95.00%	95.00%
Dangote Quarries Mozambique Limitada	Mozambique	95.00%	95.00%
Dangote Cement Nepal Pvt. Limited	Nepal	100.00%	100.00%
Dangote Zimbabwe Holdings (Private) Limited	Zimbabwe	90.00%	90.00%
Dangote Cement Zimbabwe (Private) Limited	Zimbabwe	90.00%	90.00%
Dangote Energy Zimbabwe (Private) Limited	Zimbabwe	90.00%	90.00%
Dangote Mining Zimbabwe (Private) Limited	Zimbabwe	90.00%	90.00%
Dangote Cement Guinea SA	Guinea	95.00%	95.00%
Cimenterie Obajana Sprl- D.R. Congo	D.R. Congo	98.00%	98.00%
Itori Cement Plc.	Nigeria	99.00%	99.00%
Okpella Cement Plc.	Nigeria	99.00%	99.00%
Dangote Takoradi Cement Production Limited	Ghana	99.00%	99.00%
Dangote Cement Yaounde	Cameroun	90.00%	90.00%
Dangote Cement Congo D.R. S.A	D.R. Congo	99.00%	99.00%
DCP Cement Limited	Nigeria	90.00%	90.00%
Dangote Mines Limited, Tanzania	Tanzania	99.70%	99.70%
Dangote Contracting Services Limited, Tanzania	Tanzania	99.70%	99.70%
Dangote Mining Niger S.A	Niger	88.00%	88.00%
Dangote Ceramics Limited	Nigeria	99.00%	99.00%

Dangote Cement Plc

Notes to the condensed consolidated and separate interim financial statements For the three months and nine months ended 30 September 2022

15 Investments (Contd.)

15.2 Investments in subsidiaries	Group		Company	
	30/09/2022 ₦'million	31/12/2021 ₦'million	30/09/2022 ₦'million	31/12/2021 ₦'million
Dangote Cement South Africa (Pty) Limited	-	-	27,922	27,922
Dangote Cement (Ethiopia) Plc	-	-	40,036	40,036
Dangote Cement Zambia Limited	-	-	106	106
Dangote Cement Senegal S.A	-	-	64,782	64,782
Dangote Cement Cameroun S.A	-	-	15,160	15,160
Dangote Cement Ghana Limited	-	-	135	135
Dangote Cement Limited, Tanzania	-	-	13,851	13,851
Dangote Cement Congo S.A	-	-	3	3
Dangote Cement (Sierra Leone) Limited	-	-	18	18
Dangote Cement Cote D'Ivoire S.A	-	-	16	16
Dangote Industries Gabon S.A	-	-	31	31
Dangote Cement Burkina Faso S.A	-	-	3	3
Dangote Cement Chad S.A	-	-	3	3
Dangote Cement Mali S.A	-	-	3	3
Dangote Cement Niger SARL	-	-	7	7
Dangote Industries Benin S.A	-	-	3	3
Dangote Cement Togo S.A	-	-	5	5
Dangote Takoradi Cement Production Limited	-	-	141	141
Dangote Cement Madagascar Limited	-	-	2	2
Dangote Cement Congo D.R. S.A	-	-	6	6
Itori Cement Plc.	-	-	1	1
Okpella Cement Plc.	-	-	1	1
DCP Cement Limited	-	-	1	1
Dangote Ceramics Limited	-	-	10	10
Dangote Cement Yaounde	-	-	22	22
Dangote Cement - Liberia Limited	-	-	-	-
Dangote Cement Kenya Limited	-	-	-	-
Dangote Quarries Kenya Limited	-	-	-	-
Dangote Quarries Mozambique Limitada	-	-	-	-
Dangote Cement Nepal Pvt. Limited	-	-	-	-
Dangote Zimbabwe Holdings (Private) Limited	-	-	-	-
Dangote Cement Zimbabwe (Private) Limited	-	-	-	-
Dangote Energy Zimbabwe (Private) Limited	-	-	-	-
Dangote Mining Zimbabwe (Private) Limited	-	-	-	-
Dangote Cement Guinea SA	-	-	-	-
Cimenterie Obajana Sprl- D.R. Congo	-	-	-	-
Dangote Mines Limited, Tanzania	-	-	-	-
Dangote Contracting Services Limited, Tanzania	-	-	-	-
Dangote Mining Niger S.A	-	-	-	-
Investments in subsidiaries	-	-	162,268	162,268

15.3 Investment in associate	Group		Company	
	30/09/2022 ₦'million	31/12/2021 ₦'million	30/09/2022 ₦'million	31/12/2021 ₦'million
Societe des Ciments d' Onigbolo	6,528	6,528	1,582	1,582
Dividend income from associate	(4,707)	-	-	-
Investment in associate	1,821	6,528	1,582	1,582

The Group holds 43% of the voting rights in Societe des Ciments d' Onigbolo, a cement producing company incorporated in the Republic of Benin.

Dangote Cement Plc

Notes to the condensed consolidated and separate interim financial statements For the three months and nine months ended 30 September 2022

16 Prepayments

	Group		Company	
	30/09/2022	31/12/2021	30/09/2022	31/12/2021
	₦'million	₦'million	₦'million	₦'million
Advance to contractors	928	4,759	211	211
Prepayments	928	4,759	211	211

Advance to contractors represents various advances made to contractors for the construction of plants.

17 Lease receivables

	Group		Company	
	30/09/2022	31/12/2021	30/09/2022	31/12/2021
	₦'million	₦'million	₦'million	₦'million
Trucks leased to customers	23,823	9,732	23,823	9,732
Non current portion of lease receivables	18,151	5,980	18,151	5,980
Current portion of lease receivables	5,672	3,752	5,672	3,752

17.1 Leasing arrangements

The Group entered into finance lease arrangement for some of its trucks. All leases are denominated in Naira. The average term of finance leases entered into is 4.17 years (2021: 4.17 years).

18 Receivables from Subsidiaries

	Company	
	30/09/2022	31/12/2021
	₦'million	₦'million
Related party transactions - Non Current		
Entities controlled by the Company	1,005,938	968,000

Dangote Cement Plc

Notes to the condensed consolidated and separate interim financial statements For the three months and nine months ended 30 September 2022

19 Inventories

	Group		Company	
	30/09/2022 ₦'million	31/12/2021 ₦'million	30/09/2022 ₦'million	31/12/2021 ₦'million
Finished goods	14,408	6,574	9,234	2,625
Work-in-progress	20,797	13,338	3,004	2,245
Raw materials	11,603	14,561	6,623	7,029
Packaging materials	13,735	12,618	8,715	7,793
Consumables	24,769	16,602	15,751	10,057
Fuel	43,409	13,577	30,638	5,822
Spare parts	95,307	76,207	56,504	43,398
Goods-in-transit	13,796	13,728	10,277	9,452
Inventories	237,824	167,205	140,746	88,421

20 Trade and other receivables

	Group		Company	
	30/09/2022 ₦'million	31/12/2021 ₦'million	30/09/2022 ₦'million	31/12/2021 ₦'million
Trade receivables	13,657	14,395	6,167	5,819
Impairment allowance on trade receivables	(1,325)	(1,685)	(1,146)	(1,484)
	12,332	12,710	5,021	4,335
Staff loans and advances	767	553	212	21
Value added tax receivables	5,190	6,720	-	-
Receivables from registrar	1,221	1,217	1,221	1,217
Other receivables	22,363	26,269	7,687	10,225
Trade and other receivables	41,873	47,469	14,141	15,798

21 Prepayments and other current assets

	Group		Company	
	30/09/2022 ₦'million	31/12/2021 ₦'million	30/09/2022 ₦'million	31/12/2021 ₦'million
Advance to contractors	15,471	17,055	6,122	7,051
Advance payment to suppliers	97,294	101,247	85,510	92,184
Rent and insurance	4,334	3,495	1,750	1,298
Prepayment for tax credit	212	212	212	212
Total current prepayments	117,311	122,009	93,594	100,745
Due from related parties - current				
Parent company	22,618	27,929	22,618	27,929
Loans to parent company*	130,312	50,000	130,312	50,000
Entities controlled by the parent company	129,211	111,724	123,375	106,224
Affiliates and associates of parent company	61	60	-	-
Subsidiaries	-	-	205,775	219,888
Current receivables from related parties	282,202	189,713	482,080	404,041
Prepayments and other current assets	399,513	311,722	575,674	504,786

Current advance to contractors represents various advances made for the purchase of LPFO, AGO, Coal and other materials which were not received at the end of the period/year.

*Loans to parent company have interest rate of 14% per annum and are payable within one year.

Dangote Cement Plc

Notes to the condensed consolidated and separate interim financial statements For the three months and nine months ended 30 September 2022

22 Cash and cash equivalents

	Group		Company	
	30/09/2022 ₦'million	31/12/2021 ₦'million	30/09/2022 ₦'million	31/12/2021 ₦'million
Cash and bank balances	99,561	251,887	26,520	184,889
Short term deposits	117,273	87,956	116,875	87,674
Cash and cash equivalents per statement of financial position	216,834	339,843	143,395	272,563
Bank overdrafts used for cash management purposes (Note 24)	(129,981)	(76,475)	(124,416)	(68,754)
Cash and cash equivalents per statement of cash flows	86,853	263,368	18,979	203,809

Cash and cash equivalents include restricted cash of ₦4.33 billion for Group and ₦4.30 billion for Company (2021: ₦8.34 billion for Group and ₦4.17 billion for Company) on unclaimed dividend held in a separate bank account, letters of credit for the acquisition of inventories, property, plant and equipment as well as debt service reserve account.

23 Trade and other payables

	Group		Company	
	30/09/2022 ₦'million	31/12/2021 ₦'million	30/09/2022 ₦'million	31/12/2021 ₦'million
Trade payables	60,700	105,518	32,290	71,979
Payable to contractors	41,075	44,227	11,333	14,665
Value added tax	6,905	11,494	3,518	6,583
Withholding tax payable	26,145	25,123	2,936	1,654
Staff pension	255	470	17	15
Advances from customers	76,929	94,847	62,341	79,779
Dividend payables	4,504	4,550	4,504	4,550
Suppliers' credit *	-	12,773	-	12,773
Accruals and other payables	85,466	72,222	35,498	22,413
Trade and other payables	301,979	371,224	152,437	214,411

* represents amounts payable for property, plant and equipment acquired on suppliers' credit.

24 Financial liabilities

	Group		Company	
	30/09/2022 ₦'million	31/12/2021 ₦'million	30/09/2022 ₦'million	31/12/2021 ₦'million
Unsecured borrowings at amortised cost				
Bulk Commodities International loans (a)	22,502	21,801	1,445	1,400
Bond (c)	262,652	147,789	262,652	147,789
Commercial paper	-	38,974	-	38,974
Bank loans (d)	269,476	134,533	249,243	117,837
	554,630	343,097	513,340	306,000
Secured borrowings at amortised cost				
Power intervention loan (b)	-	250	-	250
Bank loans (d)	129,010	221,593	67,593	151,270
	129,010	221,843	67,593	151,520
Total borrowings	683,640	564,940	580,933	457,520
Non-current portion of financial debts	301,814	176,562	262,652	147,789
Current portion repayable in one year and shown under current liabilities	251,845	311,903	193,865	240,977
Overdraft balances (Note 22)	129,981	76,475	124,416	68,754
Short-term portion	381,826	388,378	318,281	309,731
Interest payable	26,171	13,015	17,020	5,359
Financial liabilities (current)	407,997	401,393	335,301	315,090

Dangote Cement Plc

Notes to the condensed consolidated and separate interim financial statements For the three months and nine months ended 30 September 2022

24 Financial liabilities (Contd.)

(a) The loans from Bulk Commodities International, a related party, are denominated in USD with interest rate ranging from 6% to 8.5% per annum.

(b) In 2011 and 2012, the Bank of Industry through Guaranty Trust Bank Plc and Access Bank Plc granted the Company the sum of ₦24.5 billion long-term loan repayable over 10 years at an all-in annual interest rate of 7% for part financing or refinancing the construction cost of the power plants at the Company's factories under the Power and Aviation Intervention Fund. The loan had a moratorium of 12 months. Given the concessional terms at which the Company secured the loan, it is considered to have an element of government grant. Using prevailing market interest rates for an equivalent loan of 12.5%, the fair value of the loan is estimated at ₦20.7 billion. The difference of ₦3.8 billion between the gross proceeds and the fair value of the loan is the benefit derived from the low-interest rate loan and is recognised as deferred revenue. The facility is secured by a debenture on all fixed and floating assets of the Company to be shared pari passu with existing lenders.

(c) In April 2022, The Company issued additional bonds with face value of ₦116 billion bringing the total publicly issued bonds to ₦266 billion as of 30 September 2022 (December 2021: ₦150 billion) with the coupon rate of 11.25% to 13.5%. The tenure is between 3 to 10 years.

(d) Bank loans include Letters of credit (LCs) obtained to finance inventories, property, plant and equipment, etc. The average interest rate is Libor plus 7.5%.

25 Deferred revenue

	Group		Company	
	30/09/2022 ₦'million	31/12/2021 ₦'million	30/09/2022 ₦'million	31/12/2021 ₦'million
Deferred revenue arising from government grant (Note 25(a))	322	670	-	299
Current portion of deferred revenue (Note 26)	8	34	-	1
Non-current portion of deferred revenue	314	636	-	298

(a) The deferred revenue mainly arises as a result of the benefit received from government. The revenue was recorded in other income line in line with IAS 20.

26 Other current liabilities

	Group		Company	
	30/09/2022 ₦'million	31/12/2021 ₦'million	30/09/2022 ₦'million	31/12/2021 ₦'million
Current portion of deferred revenue (Note 25)	8	34	-	1
Due to related parties				
Entities controlled by the parent company	103,525	101,806	96,754	95,407
Affiliates and associates of parent company	54,622	46,454	35,452	26,080
Subsidiaries	-	-	40,184	40,091
Current payables to related parties	158,147	148,260	172,390	161,578
Other current liabilities	158,155	148,294	172,390	161,579

Dangote Cement Plc

Notes to the condensed consolidated and separate interim financial statements For the three months and nine months ended 30 September 2022

27 Related party transactions

Balances and transactions between the Company and its subsidiaries, which are related parties of the Company, have been eliminated on consolidation. Details of transactions between the Group and Company, and other related parties are disclosed below.

The Group and the Company, in the normal course of business, sells to and buys from other business enterprises that fall within the definition of a 'related party' contained in International Accounting Standard 24. These transactions mainly comprise purchases, sales, finance costs, finance income and management fees paid to shareholders. The companies in the Group also provide funds to and receive funds from each other as and when required for working capital financing and capital projects.

27.1 Trading transactions

During the period, Group entities entered into the following trading transactions with related parties that are not members of the Group:

	Sale of goods		Purchases of goods and services	
	30/09/2022 ₦million	30/09/2021 ₦million	30/09/2022 ₦million	30/09/2021 ₦million
Entities controlled by the parent company	4,511	6,921	192,224	115,706
Affiliates and associates of the parent company	-	-	68,909	54,641

During the period, the Company entered into the following trading transactions with related parties:

	Sale of goods		Purchases of goods and services	
	30/09/2022 ₦million	30/09/2021 ₦million	30/09/2022 ₦million	30/09/2021 ₦million
Entities controlled by the parent company	4,511	6,921	190,892	114,843
Affiliates and associates of the parent company	-	-	25,281	8,341
Subsidiaries	1,907	7,069	64,773	46,450

In addition to sales and purchases of goods, the Company charged interest amounting to ₦27.2 billion (September 2021: ₦22.5 billion) on loans granted to subsidiaries. This interest is eliminated on consolidation.

During the period, there was no interest charge from the parent company (September 2021: nil). In addition, the Group earned a total interest income of ₦21.5 billion (September 2021: ₦9.5 billion) from the parent company.

In addition to the above, Dangote Industries Limited performed certain administrative services for the Company, for which a management fee of ₦4.1 billion (September 2021: ₦3.7 billion) was charged, being an allocation of costs incurred by relevant administrative departments.

27.2 Loans from related parties

	Group		Company	
	30/09/2022 ₦million	31/12/2021 ₦million	30/09/2022 ₦million	31/12/2021 ₦million
Affiliates and associates of the parent company	22,502	21,801	1,445	1,400

Dangote Cement Plc

Notes to the condensed consolidated and separate interim financial statements For the three months and nine months ended 30 September 2022

28 Provisions

	Group		Company	
	30/09/2022 N'million	31/12/2021 N'million	30/09/2022 N'million	31/12/2021 N'million
Balance at beginning of the period/year	8,428	8,049	5,573	5,049
Effect of foreign exchange differences	52	(502)	-	-
Provisions made during the period/year	585	266	395	(52)
Unwinding of discount	564	615	564	576
Balance at the end of the period/year	9,629	8,428	6,532	5,573

The above provision represents the Group's obligations to settle environmental restoration and dismantling/decommissioning cost of property, plant and equipment. The expenditure is expected to be made at the end of the useful lives for the mines.

29 Lease liabilities

	Group		Company	
	30/09/2022 N'million	31/12/2021 N'million	30/09/2022 N'million	31/12/2021 N'million
Payable within one year	1,245	2,187	114	261
Payable after one year	7,597	8,019	110	110
Lease liabilities	8,842	10,206	224	371

30 Share capital

	Group & Company	
	30/09/2022 N'million	31/12/2021 N'million
<i>Issued and fully paid:</i>		
Share capital (17,040,507,404 (2021: 17,040,507,404) ordinary shares of ₦0.5 each)	8,520	8,520
Share premium	42,430	42,430

On 19 January 2022, the Company embarked on additional share buy-back programme, buying back 126,748,153 units of its shares at a total cost of ₦35.3 billion. As at 30 September 2022, the Company held 166,948,153 (2021: 40,200,000), representing 0.98% (2021: 0.24%) of its own shares for which it had paid for and valued at ₦45.2 billion (2021: ₦9.8 billion).

31 Employee benefit obligations

The Group operates an unfunded long service award for qualifying employees of the Group. Under the plan, the employees are entitled to benefits such as gift items, Ex-Gratia (expressed as a multiple of Monthly Basic Salary), a plaque and certificate on attainment of a specific number of years in service. The present value of the long service award, and the related current service cost and past service cost, were measured using the Projected Unit Credit Method.

32 Contingent liabilities and contingent assets

The contingent liabilities in respect of pending litigations and other claims in these condensed consolidated and separate interim financial statements amounted to ₦101.6 billion (2021: ₦57.8 billion) and ₦57.7 billion (2021: ₦50.1 billion) for Group and Company respectively. The Group and Company have assessed these claims and believe that no material loss is expected to arise from them.