



SCOA NIGERIA PLC
[RC: 6293]

UN-AUDITED FINANCIAL STATEMENTS
FOR THE PERIOD ENDED 30TH SEPTEMBER, 2021

SCOA NIGERIA PLC

UN-AUDITED STATEMENT OF COMPREHENSIVE INCOME FOR THE PERIOD January to 30th September , 2021

	Unaudited	Unaudited	
	Current Period	Year Ended	%
	Ended	Year Ended	changes
	Jan to Sept,2021	Jan to Sept,2020	
	N'000	N'000	
Revenue	7,198,344.05	5,748,719.11	0.20
Cost of Sales	(6,229,438.73)	(5,499,249.47)	0.12
Gross profit	968,905.32	249,469.64	0.74
Distribution/Admin and Other Expenses	(957,969.15)	(866,521.53)	0.10
Other Income	865,078.61	1,030,906.91	(0.19)
Financial Charges	(199,772.17)	(171,434.91)	0.14
Profit/Loss Before Tax	676,242.61	242,420.11	0.64
Taxation	-	-	
Profit/Loss After Tax	676,242.61	242,420.11	0.64
Other Comprehensive Income	-	-	
Total Comprehensive Income	676,242.61	242,420.11	0.64
Profit/Loss After Tax Attr. To Noncontrolling Int	308,149.19	(37,975.37)	
Profit/Loss After Tax Owners of the Company	368,093.43	280,395.49	0.24
Total Comp. Inc.Attr. to Non-Controlling Interest			
Attributable to Owners of the Company			
Basis/Diluted (loss) /Earnings per Share	0.57	0.43	

SCOA NIGERIA PLC

UN-AUDITED STATEMENT OF COMPREHENSIVE INCOME FOR THE PERIOD July to 30th Sept, 2021

	Unaudited	Unaudited	
	Current Period Ended	Current Period Ended	% changes
	July to Sept, 2021	July to Sept, 2020	
	N'000	N'000	
Revenue	5,922,258.64	1,872,388.53	0.68
Cost of Sales	(5,272,310.23)	(1,773,469.97)	0.66
Gross profit	649,948.41	98,918.56	0.85
Distribution/Admin and Other Expenses	(460,079.38)	(532,798.73)	(0.16)
Other Income	676,174.31	804,744.94	(0.19)
Financial Charges	(169,772.17)	(68,982.28)	0.59
Profit/Loss Before Tax	696,271.17	301,882.49	0.57
Taxation	-	-	
Profit/Loss After Tax	696,271.17	301,882.49	0.57
Other Comprehensive Income	-	-	
Total Comprehensive Income	696,271.17	301,882.49	0.57
Profit/Loss After Tax Attr. To Noncontrolling Int			
Profit/Loss After Tax Owners of the Company			
Total Comp. Inc. Attr. to Non-Controlling Interest			
Attributable to Owners of the Company			
Basis/Diluted (loss) /Earnings per Share			


Unaudited	Unaudited
Current Period Ended	Current Period Ended
Jan to Sept, 2021	Jan to June, 2021
N'000	N'000
7,198,344.05	1,276,085.41
(6,229,438.73)	(957,128.50)
968,905.32	318,956.91
(957,969.15)	(497,889.77)
865,078.61	188,904.30
(199,772.17)	(30,000.00)
676,242.61	(20,028.56)
-	-
676,242.61	(20,028.56)
-	-
676,242.61	(20,028.56)
308,149.19	
368,093.42	(20,028.56)


SCOA NIGERIA PLC


UN-AUDITED STATEMENT OF FINANCIAL POSITION AS AT 30th Sept , 2021

	Un-Audited	Audited	
	Current Period Ended	Year Ended	% changes
	30th Sept '21	31st Dec '20	
	N'000	N'000	
Property, plant and equipment	3,991,977.67	4,129,074.00	0.03
Deferred Tax Assets	608,933.36	608,933.00	(0.00)
Investment in subsidiary / associates Co	-	-	
Total Non Current Assets	4,600,911.03	4,738,007.00	
Inventories	2,770,045.47	2,243,289.00	(0.23)
Debtors and Other Receivables	9,887,621.34	6,686,152.00	(0.48)
Other current assets	826,993.96	466,946.00	
Cash and cash equivalents	737,057.88	776,336.00	0.05
Total Current Assets	14,221,718.65	10,172,723.00	
Advance from customer	843,259.14	843,259.00	
Trade and Other Payables	11,085,574.73	7,791,575.00	(0.42)
Current Financial liabilities	1,729,985.30	1,601,741.00	(0.08)
Current Tax Liabilities	45,419.33	45,074.00	(0.01)
Total Current Liabilities	13,704,238.50	10,281,649.00	
Non-Current Financial liabilities	1,134,226.94	1,700,217.00	0.33
Defined benefit Plan	110,584.24	111,565.00	0.01
Deferred Tax Liabilities	-	-	
Liabilities included in disposal groups classified as held for sale (Where applicable)			
Total Non-Current Liabilities	1,244,811.18	1,811,782.00	0.31
Working Capital	517,480.15	(108,926.00)	5.75
Net Assets	3,873,580.00	2,817,299.00	(0.37)
Non Controlling Interest	898,825.16	590,676.00	
Attributable to Owners of the Company	2,974,754.84	2,226,623.00	(0.34)

These consolidated financial statements were approved by the Board of Directors on 26th October, 2021 and signed on its behalf by:


 Mr. Henry Agbamu
 FRC/2013/NIM/00000003968


 Dr. Massad F. Boulos
 FRC/2013/IOD/00000003008


 Mrs. A. Okereke
 FRC/2013/ICAN/00000002373

STATEMENT OF CHANGES IN EQUITY AS AT 30th Sept '21- (UN-AUDITED)

	Issued & paid up Share C	Share Premium	Retained Earnings	Revaluation Reserve	Total	Non controlling interest	Total Equity	
	N000	N000	N000	N000	N000	N000	N000	% Change
Balance as of 1st January 2021	324,913.00	194,405.00	(3,727,536.00)	5,434,841.00	2,226,623.00	590,676.00	2,817,299.00	0.30
Prior year dividend approved transfer to payables					-			
Dividend					-			
Profit/(loss) for the period / year			368,093.43		368,093.43	308,149.19	676,242.62	1.56
Other comprehensive income/(loss)					-			
Balance as of 30th Sept' 2021	324,913.00	194,405.00	(3,359,442.57)	5,434,841.00	2,594,716.43	898,825.19	3,493,541.62	0.19
Audited								
Balance as of 1st January 2020	324,913.00	194,405.00	(3,346,478.00)	4,224,807.00	1,397,647.00	583,058.00	1,980,705.00	
Dividend								
Loss for the year			(389,125.00)		(389,125.00)	7,618.00	(381,507.00)	
Adjustment to revaluated properties				1,210,034.00	1,210,034.00		1,210,034.00	
Other comprehensive income	-	-	8,067.00		8,067.00		8,067.00	
Balance as of 31st Dec, 2020	324,913.00	194,405.00	(3,727,536.00)	5,434,841.00	2,226,623.00	590,676.00	2,817,299.00	

SCOA NIGERIA PLC			
CASH FLOW STATEMENT FOR the period ended 30th Sept, 2021 (Un-audited)			
		Audited	
	Current Period Ended	Year Ended	% Change
	30th Sept '21	31st Dec '20	
	N'000	N'000	
Cash Flow from Operating Profit-Activities	676,242.62	(373,440.00)	2.81
Operating Cash Flow before Working Capital Changes	(123,718.74)	1,410,111.00	1.09
Operating Cash Flow from Changes in Working Capital	(793,931.10)	1,685,628.00	1.47
Net Cash Generated from Operating Activities	(241,407.22)	2,722,299.00	1.09
Cash Flow from Investing Activities	(3,404.36)	2,419,524.00	1.00
Cash Flow from Financing Activities	(377,850.08)	(4,142,354.00)	0.91
Net Increase/Decrease Cash and Cash Equivalent	(622,661.66)	999,469.00	1.62
Cash and Cash Equivalent Beginning of the Year	644,764.00	(354,705.00)	1.55
Cash and Cash Equivalent End of the Year	22,102.34	644,764.00	(28.17)
CORPORATE ACTION			
Proposed Bonus			
Proposed Dividend			
Closure Date			
Date of Payment			
AGM Date			
AGM Venue			

SCOA NIGERIA PLC		
NOTES TO THE Un-Audited STATEMENT of FINANCIAL POSITION AS AT		
PERIOD ENDED 30th Sept, 2021		
	Un-Audited	Audited
	30th Sept, 2021	31st December' 2020
	=N='000	=N='000
1) REVENUE :		
Analysis By class of Business:		
Autos	1,345,829.79	5,376,265.00
Equipment	5,653,501.05	989,509.00
Trading	199,013.22	160,281.00
Construction	-	-
	7,198,344.06	6,526,055.00
2. Current Asset : Inventories /Stock:		
Raw Material and Consumables	1,153,468.00	1,153,468.00
Finished Goods	1,503,360.15	1,089,821.00
	2,656,828.15	2,243,289.00
3) Current Assets: Trade & Other Receivables		
Trade Debtors	826,993.96	6,686,152.00
Prepayment & others receivables	9,887,621.34	466,946.00
Cash & Bank Balance	737,057.88	776,336.00
	11,451,673.18	7,929,434.00
4) Current Liabilities : Trade & Other Payables		
Dividend Payable	-	-
Trade and other payables	11,085,574.73	7,791,575.00
Taxation	45,419.33	45,074.00
Bank Overdraft	61,744.09	131,573.00
Interst Bearing Loan	1,668,241.21	1,470,168.00
	12,860,979.36	9,438,390.00
5) Non Current Liabilities		
Interst Bearing Loan	1,134,266.94	1,700,217.00
Employee Benefit Liability - Gratuity	111,564.98	111,565.00
	1,245,831.92	1,811,782.00
6. Call Up Share Capital		
Authorised:		
2 Billion Ordinary Shares of 50k Each	1,000,000	1,000,000
Alloted, Called Up and Fully Paid		
649.5 million Ordinary Shares of 50k each	324,913	324,913

SECURITIES TRADING POLICY

In compliance with Rule 17.15 Disclosure of Dealings in Issuers' Shares, Rulebook of the Exchange 2015 (Issuers Rule) Scoa Nigeria Plc maintains a Security Trading Policy which guides Directors, Audit Committee members, employees and all individuals categorized as insiders as to their dealing in the Company's shares. The Policy undergoes periodic reviews by the Board and is updated accordingly. The Company has made specific inquiries of all its Directors and other insiders and is not aware of any infringement of the policy during the period.