

# 2020 | ANNUAL REPORT & ACCOUNTS



## EMPOWERMENT VALUE CREATION PARTNERSHIP



**Mutual Benefits Assurance Plc.**  
RC 269837



# MUTUAL BENEFITS ASSURANCE PLC

## CONTENTS

	PAGE
Corporate Information	3
Financial Highlights	4
Report of the Directors	5
Corporate Governance Report	10
Report of the Statutory Audit Committee	15
Statement of Corporate Responsibility for the Consolidated and Separate Financial Statements	16
Statement of Directors' Responsibilities in Relation to the Preparation of the Consolidated and Separate Financial Statements	17
Independent Auditor's Report	18
<b>Consolidated and Separate Financial Statements</b>	
Summary of Significant Accounting Policies	23
Consolidated and Separate Statements of Profit or Loss	56
Consolidated and Separate Statements of Other Comprehensive Income	57
Consolidated and Separate Statements of Financial Position	58
Consolidated Statement of Changes in Equity - Group	60
Separate Statement of Changes in Equity - Company	61
Consolidated and Separate Statements of Cash Flows	62
Notes to the Consolidated and Separate Financial Statements	63
<b>Other National Disclosures</b>	
Revenue Account	143
Statement of Value Added	144
Five-year Financial Summary - Group	145
Five-year Financial Summary - Company	147

**MUTUAL BENEFITS ASSURANCE PLC**  
**CORPORATE INFORMATION**  
**FOR THE YEAR ENDED 31 DECEMBER 2020**

Directors	Dr. Akin Ogunbiyi Mr. Femi Asenuga Mr. Adebisi Ashiru-Mobolaji Mr. Adesoye Olatunji Dr. Eze Ebube Prof. Patrick Utomi Mr. Lamis Sheu Dikko Mr. Akinboye Oyewumi Ms. Kadarla Ahmed	Chairman Acting Managing Director/CEO Executive Director Operation Non-Executive Director Non-Executive Director (American) Non-Executive Director Non-Executive Director (Independent) Non-Executive Director Non-Executive Director (Independent)
Registered Office	Aret Adams House 233 Ikorodu Road, Ilupeju, Lagos	
Auditor	Ernst & Young UBA House, 10 <sup>th</sup> and 13 <sup>th</sup> Floors 57 Marina, Lagos	
Company Secretary	Jide Ibitayo FRC/2013/NBA/0000003123	
Bankers	Access Bank Plc Fidelity Bank Plc First City Monument Bank Limited First Bank of Nigeria Limited Guaranty Trust Bank Plc Keystone Bank Limited Sterling Bank Plc Zenith Bank Plc	Mutual Benefits Microfinance Bank Limited Ecobank Nigeria Plc Stanbic IBTC Bank Nigeria Plc Unity Bank Plc Wema Bank Plc United Bank for Africa Plc Heritage Bank Limited Polaris Bank Limited
Re-Insurers	African Reinsurance Corporation Aveni Reinsurance Ltd Continental Reinsurance Plc Nigerian Reinsurance Corporation	
Actuaries	Zamara Consulting Actuaries Nigeria Limited FRC/2017/NAS/00000016912	
Registrar	Meristem Registrar Limited FRC/2013/00000001987	
Estate Surveyor & Valuer	Alabi, Ojo & Makinde Consulting FRC/2012/NIESV/000000314  Arigbade & Co Estate Surveyors and Valuers FRC/2014/NIESV/00000004634	
RC No	269837	

**MUTUAL BENEFITS ASSURANCE PLC**  
**FINANCIAL HIGHLIGHTS**  
**FOR THE YEAR ENDED 31 DECEMBER 2020**

	<b>GROUP</b>			<b>COMPANY</b>		
<i>in thousands of Nigerian Naira</i>	<b>2020</b>	<b>2019</b>	<b>%</b>	<b>2020</b>	<b>2019</b>	<b>%</b>
<b>STATEMENTS OF PROFIT OR LOSS</b>						
<b>for the year 31 December 2020</b>						
Gross premium written	19,983,843	18,697,839	7	9,207,506	8,366,641	10
Gross premium income	19,428,373	18,121,911	7	8,398,764	8,538,415	(2)
Net premium income	16,079,032	15,289,115	5	6,136,755	6,579,594	(7)
Net underwriting income	16,800,237	15,771,881	7	6,656,302	6,927,802	(4)
Underwriting profit	3,676,087	5,398,988	(32)	953,058	2,583,373	(63)
Profit before income tax	5,042,025	3,754,054	34	1,882,327	1,291,971	46
Profit for the year	5,109,209	3,612,239	41	1,862,856	1,086,304	71
Earnings per share:						
Basic and diluted	46	36		17	11	

**STATEMENTS OF FINANCIAL POSITION**  
**As at 31 December**

<i>in thousands of Nigerian Naira</i>	<b>2020</b>	<b>2019</b>		<b>2020</b>	<b>2019</b>	<b>%</b>
Total assets	82,869,407	67,777,596	22	30,315,809	22,991,158	32
Insurance contract liabilities	17,572,283	14,100,805	25	7,428,602	5,028,508	48
Investment contract liabilities	28,447,267	26,266,129	8	-	-	-
Shareholders' fund	23,354,759	13,432,849	74	15,009,822	8,255,603	82

**MUTUAL BENEFITS ASSURANCE PLC**

**REPORT OF THE DIRECTORS  
FOR THE YEAR ENDED 31 DECEMBER 2020**

The Board has the pleasure of presenting their Report on the affairs of Mutual Benefits Assurance Plc ("the Company") and its subsidiaries (together "the Group") to the Shareholders along with the Group and the Company's Audited Financial Statements and the Auditors' Report for the year ended 31 December 2020.

**LEGAL STATUS AND PRINCIPAL ACTIVITY**

Mutual Benefits Assurance Plc was incorporated on the 18th day of April 1995 under the name Mutual Benefits Assurance Company Limited. The Company was converted and re-registered as a Public Limited Liability Company on 24 May 2001 and became listed on the Nigerian Stock Exchange (NSE) on 28 May 2002.

The Group's Head Office is located at "Aret Adams House", 233, Ikorodu Road, Ilupeju, Lagos. It has branches and retail outlets spread across the nation in Abeokuta, Abuja, Ado - Ekiti, Akure, Port Harcourt, Warri, Lagos, Benin, Calabar, Ikorodu, Ilorin, Ibadan, Kaduna, Kano, Ojo, Oshogbo, Ota, Owerri and Yenogoa.

**BUSINESS REVIEW**

The Group is mainly involved in General and Life Insurance underwriting (under separate licenses held by the Company and its subsidiary respectively), Risk Management, Financial Services, Microfinance Banking and Real Estate.

The Company has progressed into a group with five subsidiary companies namely: Mutual Benefits Life Assurance Limited, Mutual Benefits Assurance Company Liberia, Mutual Benefits Assurance Niger SA, Mutual Benefits Homes and Properties Limited and Mutual Benefits Microfinance Bank Limited.

MUTUAL Group's Insurance products and services include:

**GENERAL BUSINESS PRODUCTS**

Property Insurance  
Fire and Special Perils  
Burglary/House Breaking  
Householder, House-owner  
Comprehensive  
Marine Cargo  
Marine Hull  
Motor  
Goods-in-Transit  
All Risk Insurance  
Engineering  
Industrial All Risks  
Liability/Bond Insurance  
Money  
Professional Indemnity  
Fidelity Guarantee  
Public Liability/Product Liability

**LIFE INSURANCE PRODUCTS**

Individual Savings & Pension Plan  
Mutual Education Guarantee Plan  
Keyman Assurance  
Mortgage Protection  
Group Life Assurance  
Term Assurance  
Endowment Assurance  
Insurvisa  
Director's Liability  
Micro Personal Investment Plan

MUTUAL BENEFITS ASSURANCE PLC

REPORT OF THE DIRECTORS - Continued  
FOR THE YEAR ENDED 31 DECEMBER 2020  
OPERATING RESULTS

Below is a summary of the Group's operating results: (in thousands of Naira)

	Group	Group		Company	Company
In thousands of Nigerian Naira	2020	2019		2020	2019
Gross Premium Written	19,983,843	18,697,839		9,207,506	8,366,641
Profit before income tax	5,042,025	3,754,054		1,882,327	1,291,971
Income tax expense	67,184	(141,815)		(19,471)	(205,667)
Profit for the year	5,109,209	3,612,239		1,862,856	1,086,304

DIVIDENDS

The Board of Directors have not recommended any dividend for the year (2019: Nil).

DIRECTORS

The names of the Directors at the date of the report and of those who held offices during the year are as follows:

Dr. Akin Ogunbiyi	Chairman (Non-Executive)
Mr. Femi Asenuga	Acting Managing Director/CEO
Mr. Adebisi Ashiru-Mobolaji	Executive Director Operations
Mr. Adesoye Olatunji	Non-Executive Director
Dr. Eze Ebube	Non-Executive Director (American)
Prof. Patrick Utomi	Non-Executive Director
Mr. Lamis Sheu Dikko	Non-Executive Director (Independent)
Mr. Akinboye Oyewumi	Non-Executive Director
Ms. Kalaria Ahmed	Non-Executive Director (Independent)

DIRECTORS' INTEREST IN SHARE CAPITAL

The Directors who served during the year and their direct and indirect interests in the issued share capital of the Company as recorded in the

DIRECTORS:	2020		2019		PERSONS REPRESENTED
	DIRECT Unit	INDIRECT Unit	DIRECT Unit	INDIRECT Unit	
Dr. Akin Ogunbiyi	1,100,000,000	1,105,497,278	1,100,000,000	1,555,825,609	Charks Investment Ltd & Arubiewe Farms Ltd
Dr. Eze Ebube	5,000,000	3,150,000,000	2,500,000	3,150,000,000	Charles Enterprise LLC
Prof. Patrick Utomi	34,439,974	-	34,439,974	-	
Mr. Adesoye Olatunji	-	933,858,376	-	933,858,376	CIL Risk & Asset Management Limited
Mr. Lamis Sheu Dikko	-	-	-	-	
Mr. Akinboye Oyewumi	-	-	-	-	
Mr. Adebisi Ashiru-Mobolaji	8,012,654	-	8,012,654	-	
Ms. Kalaria Ahmed	-	-	-	-	
Mr Femi Asenuga	21,593,150	-	21,593,150	-	

DIRECTORS' INTEREST IN CONTRACTS

In compliance with Section 303 of the Companies and Allied Matters Act, 2020, none of the Directors has notified the Company of any declarable interest in contracts involving the Company during the year under review.

MUTUAL BENEFITS ASSURANCE PLC

REPORT OF THE DIRECTORS - Continued

ACQUISITION OF OWN SHARES

The Company did not purchase its own shares in the year 2020 (2019: Nil).

SECURITY TRADING POLICY

The Group has a Board policy on personal investment, which applies to directors, staff and related parties. This policy prevents Directors, members of Staff and related Companies/Individuals from insider dealing on the shares of Mutual Benefits Assurance Plc and related entities. The purpose of this policy is to prevent the abuse of confidential non-public information that may be gained in the course of being a director or working for the Company. The policy also ensures compliance by the Company with extant laws and regulatory requirements.

In the course of the financial year there was no case of violation of this policy.

RETIREMENT BY ROTATION

In accordance with Article 85 of the Company's Articles of Association and Companies and Allied Matters Act, 2020, the directors to retire by rotation are: Prof Pat Utomi, Alh Lamis Dikko, and Mr Akinboye Oyewumi and being eligible offer themselves for re-election.

CHANGES IN THE BOARD

Since the last Board Meeting there has been no changes in the Board composition

PROPERTY, PLANT AND EQUIPMENT

Information relating to changes in property, plant and equipment is given in Note 32 to the consolidated and separate financial statements. In the Directors' opinion, the market value of the Group's property, plant and equipment is not less than the value shown in the financial statements.

DIRECTORS REMUNERATION

Remuneration	Description	Timing
Basic Salary	Part of gross salary package for Executive Directors only. The Company pays a competitive salary which is line with the insurance industry trend and reflects the extent to which the Company's objectives have been met.	Paid monthly during the financial year
Other Allowances	These are part of the gross salary package of the Executive Directors only	Paid periodically during the year
Director fees	Paid annually to Non-Executive Directors only	Paid during the year
Travelling allowances	Paid to Non-Executive Directors who reside outside Lagos/Nigeria	Paid during the year
Sitting allowances	Allowances paid to Non-Executive Directors only for sitting at Board and Committee meetings.	Paid after each meeting

DONATIONS AND CHARITABLE GIFTS

In identifying with the aspirations of the community and the environment within which the Company operates, a total sum of ₦3,989,500 (2019: ₦13,370,550) was given out as donations and charitable contributions during the year. Details of the donations and charitable gifts are as stated below:

# MUTUAL BENEFITS ASSURANCE PLC

## REPORT OF THE DIRECTORS - Continued

Details of the tax allowable donations and charitable gifts are as stated below:

	2020 (N)	2019 (N)
<b>Organisations:</b>		
Sponsorship of the Mutual Benefits' National Badminton Tournament.	-	6,335,550
Sponsorship of the Aret Adams' Foundation Annual Lecture.	-	500,000
Sponsorship of indigent students at College of Insurance and Financial Management	2,475,000	3,535,000
Centre for Values in Leadership	250,000	1,000,000
Chartered Insurance Institute of Nigeria's Compendium of Insurance Practice	-	2,000,000
Distribution of COVID-19 palliatives	1,264,500	-
<b>TOTAL</b>	<b>3,989,500</b>	<b>13,370,550</b>

### BENEFICIAL OWNERSHIP

The following shareholders held 5% or more of the issued and paid up shares of the Company as at 31 December 2020:

Name of Holder	HOLDING	%
Charles Enterprises LLC	3,150,000,000	28.19%
Ogunbiyi Akinade Akanmu	1,100,000,000	9.85%
Cil Risk & Asset Mgt. Limited	933,858,376	8.36%
Arubiewe Farms Limited	851,275,000	7.62%
Ogunbiyi Adedotun	611,991,460	5.48%

### ACTIVE SHAREHOLDERS - SUMMARY (RANGE ANALYSIS) Position As at: 31.12.2020

Range	No. of Holders	Holders %	Holders Cum	Units	Units %	Units Cum
1 - 5,000	14,376	39.23%	14,376	33,761,483	0.30%	33,761,483
5,001 - 10,000	6,415	17.50%	20,791	54,131,802	0.48%	87,893,285
10,001 - 100,000	13,271	36.21%	34,062	494,604,794	4.43%	582,498,079
100,001 - 500,000	2,047	5.59%	36,109	450,856,210	4.04%	1,033,354,289
500,001 - 1,000,000	261	0.71%	36,370	207,215,353	1.85%	1,240,569,642
1,000,001 - 5,000,000	190	0.52%	36,560	396,745,126	3.55%	1,637,314,768
5,000,001 - 10,000,000	25	0.07%	36,585	165,887,694	1.48%	1,803,202,462
10,000,001-100,000,000	52	0.14%	36,637	1,574,855,922	14.10%	3,378,058,384
100,000,001 above	13	0.04%	36,650	7,794,675,124	69.77%	11,172,733,508
<b>Grand total</b>	<b>36,650</b>	<b>100.00%</b>		<b>11,172,733,508</b>	<b>100.00%</b>	

### EVENT AFTER THE REPORTING DATE

As disclosed in Note 57 to the consolidated and separate financial statements, there are no significant events after the reporting date which could have had material effect on the state of affairs of the Company as at 31 December 2020, and its profit or loss and other comprehensive income for the year then ended.

### EMPLOYMENT AND HUMAN RESOURCES (HR) MATTERS

#### (i) Employee Involvement and Training

The Company recognises that the acquisition of knowledge is continuous, and that to foster commitment, its employees need to hone their awareness of factors: economic, financial or otherwise, that affects its growth. To this end, the Company in the execution of its training programmes (both local and international) encourages and provides the opportunity for its staff to develop and enhance their skills, awareness and horizon.



## MUTUAL BENEFITS ASSURANCE PLC

### REPORT OF THE DIRECTORS - Continued

#### Gender Analysis

The number and gender analysis of the total workforce of the Company is as follows:

	Male Number	Female Number	Male %	Female %
Employees	105	59	64	36
Gender analysis of Board and Top Management is as follows:				
Board	8	1	89	11
Top Management	8	2	80	20

#### Gender Analysis

Detailed analysis of the Board and Top Management is as follows:

	Male Number	Female Number	Male %	Female %
Assistant General Manager	3	2	60	40
Deputy General Manager	5	-	100	-
Executive Director	1	-	100	-
Chief Executive Officer	1	-	100	-
Non-Executive Director	6	1	86	14

#### (ii). Employment of Physically Challenged Persons

The Company adopts a non-discriminatory policy of giving fair consideration to applications for employment including those received from physically challenged persons having regard to their particular aptitudes and abilities.

#### (iii). Employee Health Safety and Welfare

The Company maintains business premises designed with a view to guaranteeing the safety and healthy living conditions of its employees and customers alike. Employees are adequately insured against occupational and other hazards. In addition, free medical services are provided for the Company's employees through Health Management Organisations (HMO). Fire prevention and fire-fighting equipment are installed in strategic locations within the Company's premises. The Company also operates a contributory pension plan in line with the Pension Reform Act 2014.

### AUDITOR

The Auditor, Messrs. Ernst & Young have indicated their willingness to continue in office in compliance with the National Code of Corporate Governance of Nigeria 2018 and sectoral guideline issued by NAICOM. Messrs. Ernst & Young were appointed as Auditor of the Company in compliance with Section 407(1) of the Companies and Allied Matters Act, 2020.

### COMPLIANCE WITH NAICOM CODE OF CORPORATE GOVERNANCE

In view of its commitment to the implementation of effective corporate governance principles in its business operations, the Company filed its Half Yearly Return with the Securities and Exchange Commission (SEC) as at 30 June and 31 December, respectively, and also its periodic returns with National Insurance Commission (NAICOM) as required by regulations.

Also, in line with the principles of Corporate Governance the Company made efforts to satisfy the requirement of convening a Board Meeting every quarter. The Board Committees established are equally viable and are working in line with their Terms of Reference.

By order of the Board



Jide Ibitayo  
FRC/2013/NBA/00000003123  
Company Secretary/ Legal Adviser

Date: 29 March 2021

## **MUTUAL BENEFITS ASSURANCE PLC**

### **CORPORATE GOVERNANCE REPORT**

#### **FOR THE YEAR ENDED 31 DECEMBER 2020**

Mutual Benefits Assurance Plc (the Company) remains committed to the principles and practices that promote good Corporate Governance. We recognize that sound corporate governance practices are necessary for effective management and control of the Company. Prior to the introduction of the Code of Corporate Governance for Companies in Nigeria, we had already adopted a responsible attitude towards Corporate Governance and issues of Corporate Social Responsibility in Nigeria. The Company conducts its business with integrity and pays due regard to the legitimate interest of all stakeholders.

The Company continues to comply with its Internal Governance Policies, the National Code of Corporate Governance 2018, and the sectoral Guideline issued by the National Insurance Commission. The National Code of Corporate Governance covers a wide range of issues including Board structure, Quality of Board Members, duties of the Board, Conduct of the Board of Directors, Rights of Shareholders and Committees of the Board.

#### **THE BOARD OF DIRECTORS**

The Board of Directors has the ultimate responsibility for the overall functioning of the Company. The responsibilities of the Board include setting the Company's strategic objectives and policies, providing leadership to put them into effect, supervising the management of the business, ensuring implementation of decisions reached at the Annual General Meeting, ensuring value creation to shareholders and employees, determination of the terms of reference and procedures of all Board Committees, ensuring maintenance of ethical standard as well as compliance with the laws of Nigeria. The Board consists of nine (9) Directors, made up of the Managing Director, Executive Director and seven (7) Non-Executive Directors, one of whom is the Chairman. The Directors are experienced stakeholders with diverse professional backgrounds in Insurance, Accounting, Banking, Commerce, Management, Diplomacy, Engineering, Government etc. The Directors are men of impeccable character and high integrity.

The Company is indeed delighted to have a versatile Board with deep understanding of its responsibilities to Shareholders, Regulatory Authorities, Government and other Stakeholders. The Board always takes proactive steps to master and fully appreciate all cultural, legislative, ethical, institutional and all other factors, which impact our operations and operating environment. This has ensured that a culture of compliance with rules and regulation is entrenched at all levels of operations within the Company.

The meetings of the Board are scheduled well in advance and reports from Committees of the Board are circulated to all the Directors. The Board meets at least once quarterly and at other times as the need arises.

#### **(a) RECORD OF DIRECTOR'S ATTENDANCE**

In accordance with Section 318(3) of the Companies and Allied Matters Act 2020, the record of Directors' attendance and meetings held during year 2020 is available for inspection at the Annual General Meeting. The Board met five (5) times during the year and the meetings of the Board were presided over by the Chairman. Written notices of the Board meetings, along with the agenda were circulated at least fourteen days before the meetings. The minutes of the meetings were appropriately recorded and circulated.

**MUTUAL BENEFITS ASSURANCE PLC****CORPORATE GOVERNANCE REPORT - Continued****FOR THE YEAR ENDED 31 DECEMBER 2020****(a) Record of Director's attendance**

<b>DIRECTORS</b>	<b>16.1.2020</b>	<b>20.3.2020</b>	<b>27.7.2020</b>	<b>30.10.2020</b>	<b>03.11.2020</b>	<b>TOTAL</b>
Dr. Akin Ogunbiyi	✓	✓	✓	✓	✓	5
Mr Adesoye Olatunji	✓	✓	✓	✓	✓	5
Dr. Eze Ebube	✓	X	✓	✓	✓	4
Prof. Patrick Utomi	✓	X	✓	✓	✓	4
Alh Lamis Dikko	✓	✓	✓	✓	✓	5
Mr. Akinboye Oyewumi	✓	✓	✓	✓	✓	5
Ms. Kadaría Ahmed	✓	✓	✓	✓	✓	5
Mr. Femi Asenuga	✓	✓	✓	✓	✓	5
Mr. Adebisi Ashiru-Mobolaji	✓	✓	✓	✓	✓	5

✓
---

 Attended

X
---

 Absent**(b). Committees**

The Board also functioned through a total of four Standing Committees during the year under review.

**i. Statutory Audit Committee**

The Audit Committee is established in accordance with Section 404 of the Companies and Allied Matters Act (CAMA), 2020.

By virtue of Section 404(7) of CAMA the Statutory Audit Committee ("The Committee") is to assist the Board of Directors to (i) ascertain whether the accounting and reporting policies of the company are in accordance with legal requirements and agreed ethical practice (ii) review the scope and planning of audit requirements (iii) review the findings on management matters in conjunction with the external auditor and departmental responses thereon (iv) keep under review the effectiveness of the Company's system of accounting and internal control (v) make recommendations to the Board with regards to the appointment, removal and remuneration of the external auditors of the Company and (vi) authorise the internal auditor to carryout investigations into any activities of the company which may be of interest or concern to the Committee. The Committee is responsible for reviewing the adequacy of the internal audit plan, receive and deliberate on the report of the external auditors, review progress on recommendations made in both the internal and external audit reports, review the adequacy of internal control systems and the degree of business compliance with laid down internal policies, laws, code of business principles and other relevant regulatory frameworks.

The Committee consists of six (6) members, three (3) of whom are nominated by the Board and three (3) nominated and elected by shareholders and their tenure is renewed annually.

The Committee met five (5) times to review the adequacy of the internal audit plan, to receive and deliberate on the report of the external auditors, to review progress on recommendations made in both the internal and external audit reports, to review the adequacy of internal control systems and the degree of business compliance with laid down internal policies, laws, code of business principles and any other

**MUTUAL BENEFITS ASSURANCE PLC****CORPORATE GOVERNANCE REPORT - Continued****FOR THE YEAR ENDED 31 DECEMBER 2020**

<b>MEMBERS</b>	<b>15.1.2020</b>	<b>18.3.2020</b>	<b>18.9.2020</b>	<b>26.10.2020</b>	<b>6.11.2020</b>	<b>TOTAL</b>
Mrs. Temi Durojaiye	✓	✓	✓	✓	✓	5
Mr. Akin Odubiyi	✓	✓	✓	✓	✓	5
Mr. Osato Aideyan	✓	✓	✓	✓	✓	5
Dr. Eze Ebube	✓	✓	✓	✓	✓	5
Mr. Akinboye Oyewumi	✓	✓	✓	✓	✓	5
Mr. Adesoye Olatunji	✓	✓	✓	✓	✓	5

**ii Finance , Investment & Strategy Committee**

The Finance, Investment and Strategy Committee ("FISC" or "the Committee") assists the Board in strategy formulation and monitoring the Group's strategy implementation process, financial performance as well as the investment management process. The Committee also assists to review the investment guidelines of the Company, ensure that investments embarked upon by the Management are in line with the guidelines as well as the appropriate statutory regulations.

The Committee comprises four (4) members namely: Alh. Lamis Dikko, Mr. Adesoye Olatunji, Akinboye Oyewumi, Mr. Femi Asenuga. Alh Lamis Dikko Chaired the Committee during the year under review.

The Committee met four (4) times during the period under review. The records of attendance at the

<b>MEMBERS</b>	<b>15.1.2020</b>	<b>24.6.2020</b>	<b>27.7.2020</b>	<b>27.10.2020</b>	<b>TOTAL</b>
Alh. Lamis Dikko	✓	✓	✓	✓	4
Mr. Adesoye Olatunji	✓	✓	✓	✓	4
Mr. Akinboye Oyewumi	✓	✓	✓	✓	4
Mr. Femi Asenuga	✓	✓	✓	✓	4

**iii. Governance & Personnel Committee**

The Board Governance & Personnel Committee ("BGPC" or "the Committee"), is responsible for ensuring fulfilment of the Board's governance responsibilities as well as responsible for overseeing the management of human resources to ensure that recruitment and remuneration policies and practices are designed to attract, retain and reward the calibre of Directors and staff members required to achieve the corporate objectives of the Company. The Committee is also responsible for making recommendations on the governance of the Company, remuneration and general welfare of the Senior Management and Staff of the Company.

The Governance & Personnel Committee comprises four members: Alh Lamis Dikko, Mr. Akinboye Oyewumi, Dr Eze Ebube and Ms Kalaria Ahmed. The Committee is chaired by Alh Lamis Dikko.

<b>MEMBERS</b>	<b>15.1.2020</b>	<b>24.07.2020</b>	<b>27.10.2020</b>	<b>TOTAL</b>
Alh. Lamis Dikko	✓	✓	✓	3
Mr. Akinboye Oyewumi	✓	✓	✓	3
Dr. Eze Ebube	✓	✓	✓	3
Ms. Kalaria Ahmed	X	✓	✓	2

## MUTUAL BENEFITS ASSURANCE PLC

### CORPORATE GOVERNANCE REPORT - Continued

#### FOR THE YEAR ENDED 31 DECEMBER 2020

##### iv. Audit & Risk Management Committee

The Audit and Risk Management Committee oversees and advise the Board on its oversight responsibilities in relation to internal control, internal audit, financial reporting, risk management and regulatory compliance. The Committee also ensures compliance with Enterprise Risk Management Policies and the Regulatory Risk Management Requirements. The Committee deliberates on and make recommendations to the Board on technical and special matters in connection with the core business of the Company as referred to it from time to time by the Board.

The Audit & Risk Management Committee comprises four (4) members: Prof Pat Utomi, Dr Eze Ebube, Mr Adesoye Olatunji and Ms Kadaria Ahmed. The Committee is chaired by Prof Pat Utomi.

The Audit & Risk Management Committee met three (3) times during the year under review. The records of

MEMBERS	10.1.2020	10.7.2020	23.10.2020	TOTAL
Prof Patrick Utomi	✓	✓	✓	3
Dr Eze Ebube	✓	✓	✓	3
Mr. Adesoye Olatunji	✓	✓	✓	3
Ms. Kadaria Ahmed	✓	✓	✓	3

##### (c) Enterprise Risk Management

###### i. Introduction and Overview

Mutual Benefits Assurance Plc has a clear and functional Enterprise Risk Management (ERM) framework that helps in identifying, assessing and managing the likely impact of risks faced by the Company.

###### ii. Enterprise-wide Risk Management Principles

At Mutual Benefits Assurance Plc, we try as much as possible to balance our portfolio of risks while maximizing value to stakeholders through an approach that mitigates the inherent risks and reward our business.

To ensure effective and economic development of resources, we operate strictly by the following principles:

- The Company will not take any action that will compromise its integrity.
- The Company will at all times comply with all government regulations and uphold best international
- The Company will build an enduring risk culture, which shall pervade the entire organisation.
- The Company will at all times hold a balanced portfolio and adhere to guidelines on investment issued by regulator and Finance, Investment & Strategy Committee of the Board.
- The Company will ensure that there is adequate reinsurance in place for its businesses and also ensure prompt payment of such premiums.

###### iii. Approach to Risk Management

At Mutual Benefits Assurance Plc, there are levels of authority put in place for the oversight function and management of risk to create and promote a culture that mitigates the negative impact of risks facing the Company.

**iv. The Board**

The Board sets the organisation's objectives, risk appetite and approves the strategy for managing risks. There is a Board Committee on Risk Management which ensures that various functions are geared towards minimizing the likelihood of the impacts of risks faced by the Company.

**v. The Statutory Audit Committee**

This is a statutory Committee of the Board which is saddled with the following functions:

- Perform oversight function on accounting and financial reporting
- Liaise with the external auditor
- Ensure regulatory compliance
- Monitoring the effectiveness of internal control process within the Company

**vi. The Audit & Risk Management Committee**

This Committee oversees the business process. Their functions include:

- Reviewing of Company's risk appetite.
- Oversee management's process for identification of significant risk across the Company and the adequacy of prevention detection and reporting mechanisms.
- Review underwriting risks especially risks above management's limit for adequacy of reinsurance and Company's participation.
- Review and recommend for approval of the Board, risk management procedures and controls for new products and services.

**vii. Finance, Investment & Strategy Committee**

Sets the investment limit and the type of businesses the Company should invest in.

- Reviews and approves the Company's Investment Policy
- Approves investments over and above Management's approval limit.
- Ensures that there is optimal asset allocation in order to meet the targeted goals of the Company.

The second level is the management of the Company. This comprises the Managing Director and the Management Committee.

They are responsible for implementation of the Enterprise Risk Management policies and guidelines set by the Regulator, Government and the Board for risk mitigation. This is achieved through the business unit they supervise.

The third level is that of the independent assurance. This comprises the internal audit function that provides independent and objective assurance of the effectiveness of the Company's system of internal controls established by the first and second lines of defence in management of Enterprise Risk across the organisation.

**MUTUAL BENEFITS ASSURANCE PLC**


**REPORT OF THE STATUTORY AUDIT COMMITTEE**

**FOR THE YEAR ENDED 31 DECEMBER 2020**

To the members of Mutual Benefits Assurance Plc

In accordance with the relevant provisions of the Companies and Allied Matters Act, 2020, the Insurance Act 2003, relevant policy guidelines issued by the National Insurance Commission (NAICOM) and the Financial Reporting Council of Nigeria Act No. 6, 2011, the members of the Statutory Audit Committee of Mutual Benefits Assurance Plc. hereby report as follows:

- We have exercised our statutory functions under Section 404(7) of the Companies and Allied Matters Act, 2020, and we acknowledge that the scope and planning of both the external and internal audits for the year ended 31 December 2020 were satisfactory and reinforce the Company's Internal Control Systems.
- We confirm that the accounting and reporting policies of the Group are in accordance with legal requirements and agreed ethical practices.
- We are satisfied with the Management's responses to the external auditors' recommendations on accounting and internal control matters and with the effectiveness of the Company's system of accounting and Internal Control.
- We acknowledge the co-operation of Management and staff in the conduct of statutory responsibilities.



Mrs. Temilade Durojaiye  
Chairman, Statutory Audit Committee  
FRC/2013/ICAN/00000003102

Date: 29 March 2021

Members of the Statutory Audit Committee are:

- |                           |   |
|---------------------------|---|
| 1 Mrs. Temilade Durojaiye | Chairman and shareholders' representative |
| 2 Mr. Akin Odubiyi        | Shareholders' Representative              |
| 3 Mr. Osato Aideyan       | Shareholders' Representative              |
| 4 Dr Eze Ebube            | Board's Representative                    |
| 5 Mr. Akinboye Oyewumi    | Board's Representative                    |
| 6 Mr. Adesoye Olatunji    | Board's Representative                    |

Secretary to the Committee

Babajide Ibitayo


## MUTUAL BENEFITS ASSURANCE PLC

### STATEMENT OF CORPORATE RESPONSIBILITY FOR THE PREPARATION OF THE CONSOLIDATED AND SEPARATE FINANCIAL STATEMENTS

#### FOR THE YEAR ENDED 31 DECEMBER 2020


In line with the provision of Section 405 of CAMA 2020, we have reviewed the audited financial statements of the Company for the year ended 31 December 2020 and based on our knowledge confirm as follows:

- a) The audited financial statements do not contain any untrue statement of material fact or omit to state a material fact which would make the statements misleading
- b) The audited financial statements and all other financial information included in the statements give a true and fair view of the financial condition and results of operation of the Company as of and for the period ended 31 December 2020
- c) The Company's internal controls have been designed to ensure that all material information relating to the Company is received and provided to the auditors in the course of the audit.
- d) The Company's internal controls were evaluated within 90 days of the financial reporting date and are effective as of 31 December 2020.
- (e) That we have disclosed to the Company's auditors and Audit Committee the following information:
  - (i) there are no significant deficiencies in the design or operation of the Company's internal controls which could adversely affect the Company's ability to record, process, summarise and report financial data, and have discussed with the auditors any weaknesses in internal controls observed in the course of audit.
  - (ii) there is no fraud involving management or other employees which could have any significant role in the Company's internal control.
  - (f) There are no significant changes in internal controls or in the other factors that could significantly affect internal controls subsequent to the date of this audit, including any corrective actions with regard to any observed deficiencies and material weaknesses.



Dr. Akin Ogunbiyi  
Chairman  
FRC/2013/CIIN/00000003114

Date: 29 March 2021



Olufemi Asenuga  
Acting Managing Director/CEO  
FRC/2013/CIIN/00000003104

Date: 29 March 2021



## MUTUAL BENEFITS ASSURANCE PLC

### STATEMENT OF DIRECTORS' RESPONSIBILITIES IN RELATION TO THE PREPARATION OF THE CONSOLIDATED AND SEPARATE FINANCIAL STATEMENTS

FOR THE YEAR ENDED 31 DECEMBER 2020

The Companies and Allied Matters Act, 2020, requires the Directors to prepare consolidated and separate financial statements for each financial year that present fairly, in all material respects, the state of financial affairs of the Group at the end of the year and of its profit or loss and other comprehensive income. The responsibilities include ensuring that the Group:

- a) keeps proper accounting records that disclose, with reasonable accuracy, the financial position of the Group and comply with the requirements of International Financial Reporting Standards, provisions of the Companies and Allied Matters Act, 2020, the Insurance Act 2003, relevant policy guidelines issued by the National Insurance Commission (NAICOM) and the Financial Reporting Council of Nigeria Act No. 6, 2011;
- b) establishes adequate internal controls to safeguard its assets and to prevent and detect fraud and other irregularities; and
- c) prepares its consolidated and separate financial statements using suitable accounting policies supported by reasonable and prudent judgements and estimates, and are consistently applied.
- d) The Directors accept responsibility for the annual consolidated and separate financial statements, which have been prepared using appropriate accounting policies supported by reasonable and prudent judgements and estimates, in conformity with the International Financial Reporting Standards, provisions of the Companies and Allied Matters Act, 2020, the Insurance Act 2003, relevant policy guidelines issued by the National Insurance Commission (NAICOM) and the Financial Reporting Council of Nigeria Act No 6, 2011.

The Directors are of the opinion that the consolidated and separate financial statements present fairly, in all material respects, the state of the financial affairs of the Group and the Company as at, and of its profit or loss and other comprehensive income for the year ended 31 December 2020. The Directors further accept responsibility for the maintenance of accounting records that may be relied upon in the preparation of the consolidated and separate financial statements, as well as adequate systems of internal financial control.

Nothing has come to the attention of the Directors to indicate that the Group and the Company will not remain a going concern for at least twelve months from the date of this statement.



Dr. Akin Ogunbiyi  
Chairman  
FRC/2013/CIIN/00000003114

Date: 29 March 2021



Olufemi Asejuga  
Acting Managing Director/CEO  
FRC/2013/CIIN/00000003104

Date: 29 March 2021



Ernst & Young  
10th & 13th Floors  
UBA House  
57 Marina  
P.O. Box 2442, Marina  
Lagos, Nigeria

Tel: +234 (01) 631 4500  
Fax: +234 (01) 463 0481  
Email: [service@ng.ey.com](mailto:service@ng.ey.com)  
[www.ey.com](http://www.ey.com)

## INDEPENDENT AUDITOR'S REPORT

### TO THE MEMBERS OF MUTUAL BENEFITS ASSURANCE PLC

#### Report on the Audit of the Consolidated and Separate Financial Statements

##### Opinion

We have audited the consolidated and separate financial statements of Mutual Benefits Assurance Plc ("the Company") and its subsidiaries (together 'the Group') set out on pages 23 - 140, which comprise the consolidated and separate statements of financial position as at 31 December 2020, and consolidated and separate statements of profit or loss and other comprehensive income, the consolidated and separate statements of changes in equity and the consolidated and separate statements of cash flows for the year then ended, and a summary of significant accounting policies and notes to the consolidated and separate financial statements.

In our opinion, the accompanying consolidated and separate financial statements give a true and fair view of the consolidated and separate financial position of the Group and the Company as at 31 December 2020, and their consolidated and separate financial performance and consolidated and separate cash flows for the year then ended in accordance with International Financial Reporting Standards and the relevant provisions of the Companies and Allied Matters Act, 2020, the Insurance Act 2003 and relevant policy guidelines issued by the National Insurance Commission (NAICOM) and the Financial Reporting Council of Nigeria Act No. 6, 2011.

##### Basis for opinion

We conducted our audit in accordance with International Standards on Auditing (ISAs). Our responsibilities under those standards are further described in the *Auditor's Responsibilities for the Audit of the Consolidated and Separate Financial Statements* section of our report. We are independent of the Group and the Company in accordance with the International Code of Ethics for Professional Accountants (including International Independence Standards) (IESBA Code) together with the ethical requirements that are relevant to our audit of the consolidated and separate financial statements in Nigeria, and we have fulfilled our other ethical responsibilities in accordance with these requirements and the IESBA Code. We believe that the audit evidence we have obtained is sufficient and appropriate to provide a basis for our opinion.

##### Key Audit Matter

Key audit matters are those matters that, in our professional judgement, were of most significance in our audit of the consolidated and separate financial statements of the current year. These matters were addressed in the context of our audit of the consolidated and separate financial statements as a whole, and in forming our opinion thereon, and we do not provide a separate opinion on these matters. For each matter below, our description of how our audit addressed the matter is provided in that context.

We have fulfilled the responsibilities described in the Auditor's Responsibilities for the Audit of the Consolidated and Separate Financial Statements section of our report, including in relation to these matters. Accordingly, our audit included the performance of procedures designed to respond to our assessment of the risks of material misstatement of the consolidated and separate financial statements. The results of our audit procedures, including the procedures performed to address the matter below, provide the basis for our audit opinion on the accompanying consolidated and separate financial statements.



Building a better  
working world

## INDEPENDENT AUDITOR'S REPORT

### TO THE MEMBERS OF MUTUAL BENEFITS ASSURANCE PLC - Continued

#### Key Audit Matters- continued

The Key Audit Matter applies equally to the audit of the consolidated and separate financial statements.

Key Audit Matter	How the matter was addressed in the audit
<p><b><u>Adequacy of valuation of Insurance Contract Liabilities</u></b></p> <p>Insurance contract liabilities reported by the Group amounts to ₦17.57 billion as at 31 December 2020 (Dec 2019: ₦14.10 billion) representing 30% (Dec 2019: 26%) of the Group's total liabilities.</p> <p>The valuation of Insurance contract liabilities is an area that involves significant judgement over uncertain future outcomes and therefore we considered it a key audit matter for our audit.</p> <p>The Company engaged an independent actuary to ensure the adequacy of the estimated outstanding claims and unearned premium which comprised the insurance contract liabilities by performing an actuarial valuation as at year end. The complexity of the valuation models may give rise to errors as a result of inadequate/incomplete data or the design or application of the models. Economic assumptions such as interest rates and future inflation rates and actuarial assumptions such as customer behavior and uniform risk occurrence throughout the year are key inputs used to determine these liabilities. Significant judgement is applied in setting these assumptions.</p> <p>Insurance contract liabilities are disclosed in Note 35 to the consolidated and separate financial statements.</p>	<p>With the assistance of our actuarial specialist, we reviewed the Company's Independent Actuary's reports by reperforming the calculations, verifying the parameters used in the models such as interest rates, inflation rates, mortality, and assessing the reasonability and appropriateness of the following:</p> <ol style="list-style-type: none"> <li>Assumptions used in the valuation of the insurance contracts by reference to Company and industry data and expectations.</li> <li>Non-economic assumptions used in the valuation of the Insurance contracts in relation to lapse or extension assumptions by reference to company specific and industry data.</li> </ol> <p>Other Key audit procedures included:</p> <ol style="list-style-type: none"> <li>We reviewed and documented management's process for estimating insurance contract liabilities.</li> <li>We performed an evaluation of key outstanding contracts to ensure the appropriateness of unearned premium income and outstanding claims at year end.</li> <li>We assessed claims paid subsequent to year end to ensure there was no understatement of claims.</li> </ol>

#### Other Information

The Directors are responsible for the other information. The other information comprises the information included in the 147-page document titled 'Mutual Benefits Assurance Plc's Annual Report for the year ended 31 December 2020, which includes the Report of the Directors, Corporate Governance report, Audit Committee's Report and other National Disclosures. The other information does not include the consolidated and separate statements of profit or loss, consolidated and separate



Building a better  
working world

## **INDEPENDENT AUDITOR'S REPORT**

### **TO THE MEMBERS OF MUTUAL BENEFITS ASSURANCE PLC - Continued**

#### **Other information - Continued**

statements of financial position, consolidated and separate statements of changes in equity and consolidated and separate statement of cash flows statements and our auditor's report thereon.

Our opinion on the consolidated and separate financial statements does not cover the other information and we do not express an audit opinion or any form of assurance conclusion thereon.

In connection with our audit of the consolidated and separate financial statements, our responsibility is to read the other information and, in doing so, consider whether the other information is materially inconsistent with the consolidated and separate financial statements or our knowledge obtained in the audit, or otherwise appears to be materially misstated. If, based on the work we have performed, we conclude that there is a material misstatement of this other information, we are required to report that fact. We have nothing to report in this regard.

#### **Responsibilities of the Directors' for the Financial Statements**

The Directors are responsible for the preparation and fair presentation of these financial statements in accordance with International Financial Reporting Standards (IFRS), and the provisions of the Companies and Allied Matters Act, 2020, the Insurance Act 2003, relevant policy guidelines issued by the National Insurance Commission (NAICOM), and the Financial Reporting Council of Nigeria Act No. 6, 2011 and for such internal control as the Directors determines necessary to enable the preparation of consolidated and separate financial statements that are free from material misstatements, whether due to fraud or error.

In preparing the financial statements, the Directors are responsible for assessing the Company's ability to continue as a going concern, disclosing, as applicable, matters related to going concern and using the going concern basis of accounting unless the directors either intend to liquidate the Company or to cease operations, or have no realistic alternative but to do so.

#### **Auditor's Responsibilities for the Audit of the Financial Statements**

Our objectives are to obtain reasonable assurance about whether the consolidated and separate financial statements as a whole are free from material misstatement, whether due to fraud or error, and to issue an auditor's report that includes our opinion. Reasonable assurance is a high level of assurance, but is not a guarantee that an audit conducted in accordance with ISAs will always detect a material misstatement when it exists. Misstatements can arise from fraud or error and are considered material if, individually or in the aggregate, they could reasonably be expected to influence the economic decisions of users taken on the basis of these consolidated and separate financial statements.

As part of an audit in accordance with ISAs, we exercise professional judgement and maintain professional skepticism throughout the audit. We also:

- Identify and assess the risks of material misstatement of the consolidated and separate financial statements, whether due to fraud or error, design and perform audit procedures responsive to those risks, and obtain audit evidence that is sufficient and appropriate to provide a basis for our opinion. The risk of not detecting a material misstatement resulting from fraud is higher than for one resulting from error, as fraud may involve collusion, forgery, intentional omissions, misrepresentations, or the override of internal control.
- Obtain an understanding of internal control relevant to the audit in order to design audit procedures that are appropriate in the circumstances, but not for the purpose of expressing an opinion on the effectiveness of the Group and the Company's internal control.
- Evaluate the appropriateness of accounting policies used and the reasonableness of accounting estimates and related disclosures made by the directors.



Building a better  
working world

**INDEPENDENT AUDITOR'S REPORT  
TO THE MEMBERS OF MUTUAL BENEFITS ASSURANCE PLC - Continued**

**Auditor's Responsibilities for the Audit of the Financial Statements - Continued**

- Conclude on the appropriateness of the Directors' use of the going concern basis of accounting and based on the audit evidence obtained, whether a material uncertainty exists related to events or conditions that may cast significant doubt on the Group's and the Company's ability to continue as a going concern. If we conclude that a material uncertainty exists, we are required to draw attention in our auditor's report to the related disclosures in the consolidated and separate financial statements or, if such disclosures are inadequate, to modify our opinion. Our conclusions are based on the audit evidence obtained up to the date of our auditor's report. However, future events or conditions may cause the Group and/or the Company to cease to continue as a going concern.
- Evaluate the overall presentation, structure and content of the consolidated and separate financial statements, including the disclosures, and whether the consolidated and separate financial statements represent the underlying transactions and events in a manner that achieves fair presentation.
- Obtain sufficient appropriate audit evidence regarding the financial information of the entities or business activities within the Group to express an opinion on the consolidated financial statements. We are responsible for the direction, supervision and performance of the group audit. We remain solely responsible for our audit opinion.

We communicate with the Directors regarding, among other matters, the planned scope and timing of the audit and significant audit findings, including any significant deficiencies in internal control that we identify during our audit.

We also provide the Directors with a statement that we have complied with relevant ethical requirements regarding independence, and to communicate with them all relationships and other matters that may reasonably be thought to bear on our independence, and where applicable, actions taken to eliminate threats or safeguards applied.

From the matters communicated with the Directors, we determine those matters that were of most significance in the audit of the consolidated and separate financial statements of the current period and are therefore the key audit matters. We describe these matters in our auditor's report unless law or regulation precludes public disclosure about the matter or when, in extremely rare circumstances, we determine that a matter should not be communicated in our report because the adverse consequences of doing so would reasonably be expected to outweigh the public interest benefits of such communication.

**Report on Other Legal and Regulatory Requirements**

In accordance with the requirements of Fifth schedule of the Companies and Allied Matters Act, 2020 and Section 28(2) of the Insurance Act 2003, we confirm that:

- i) we have obtained all the information and explanations which to the best of our knowledge and belief were necessary for the purpose of our audit;




Building a better  
working world

**INDEPENDENT AUDITOR'S REPORT  
TO THE MEMBERS OF MUTUAL BENEFITS ASSURANCE PLC - Continued**

**Report on Other Legal and Regulatory Requirements - Continued**

- ii) in our opinion, proper books of account have been kept by the Group and Company, in so far as it appears from our examination of those books;
- iii) the consolidated and separate statements of financial position and the consolidated and separate statements of profit or loss and other comprehensive income are in agreement with the books of account; and
- iv) in our opinion, the consolidated and separate financial statements have been prepared in accordance with the provisions the Companies and Allied Matters Act, 2020 and of Section 28(2) of the Insurance Act 2003, so as to give a true and fair view of the state of affairs and financial performance of the Company and its subsidiaries.

  
\_\_\_\_\_  
Oluwasayo Elumaro, FCA  
FRC/2012/ICAN/00000000139

For: Ernst & Young  
Lagos, Nigeria

Date: 23 April 2021



## **MUTUAL BENEFITS ASSURANCE PLC**

### **SUMMARY OF SIGNIFICANT ACCOUNTING POLICIES**

#### **1. Corporate information**

These financial statements are the consolidated and separate financial statements of Mutual Benefits Assurance Plc ("the Company") and its subsidiaries (hereafter referred to as the 'the Group'). The address of the registered office is: Aret Adams House, 233 Ikorodu Road, Ilupeju, Lagos.

Mutual Benefits Assurance Plc ("the Company") (RC 269837) was incorporated as a private limited liability company on 18 April 1995, granted the Certificate of Registration as an insurer by the National Insurance Commission (NAICOM) on September 1995 and commenced operations on 2 October 1995 and became a public liability company on 24 May 2001. Mutual Benefits Assurance Plc is a financial, wealth protection company in Nigeria. The Company is listed on the Nigerian Stock Exchange.

The Company invests policy holders funds and pays claims arising from insurance contract liabilities in line with the provisions of Insurance Act, CAP 117, Law of the Federal Republic of Nigeria 2004 and NAICOM prudential guidelines.

The principal activities of the subsidiaries and information of the Group's structure are disclosed in Note 30. Information on other related party relationships of the Group is provided in Note 54.

The consolidated and separate financial statements of the Company and its subsidiaries were authorised for issue by the Board of Directors on 29 March 2021.

#### **Going Concern**

The consolidated and separate financial statements have been prepared on the going concern basis and there is no intention to curtail business operations. Capital adequacy and liquidity ratios are continuously reviewed, and appropriate action taken to ensure that there are no going concern threats to the operation of the Group and the Company.

The Directors have made assessment of the Group's and the Company's ability to continue as a going concern and have no reason to believe that the Group and the Company will not remain a going concern in the 12 months from the date of issuance of the financial statements.

#### **2. Summary of significant accounting policies**

##### **2.1 Introduction to summary of accounting policies**

The principal accounting policies applied in the preparation of these consolidated and separate financial statements ("the financial statements") are set out below. These policies have been consistently applied to all the periods presented, unless otherwise stated.

##### **2.2 Statement of compliance with IFRS**

These consolidated and separate financial statements of the Company and its subsidiaries have been prepared in accordance with the International Financial Reporting Standards (IFRS) as issued by the International Accounting Standards Board (IASB). Additional information required by national regulations has been included where appropriate.

##### **2.3 Basis of presentation**

The consolidated and separate financial statements comprise of the consolidated and separate statements of profit or loss, consolidated and separate statements of other comprehensive income, the consolidated and separate statements of financial position, the consolidated and separate statements of changes in equity, the consolidated and separate statements of cash flows, summary of significant accounting policies and the notes to the consolidated and separate financial statements.

The consolidated and separate financial statements values are presented in Nigerian Naira (₦) rounded to the nearest thousand (₦'000), unless otherwise indicated.

## **MUTUAL BENEFITS ASSURANCE PLC**

### **SUMMARY OF SIGNIFICANT ACCOUNTING POLICIES - Continued**

#### **2.3 Basis of presentation - Continued**

The Group presents its statement of financial position broadly in order of liquidity. An analysis regarding recovery or settlement within twelve months after the reporting date (no more than 12 months) and more than 12 months after the reporting date (more than 12 months) is presented in the respective notes.

##### **(a) Basis of measurement**

These consolidated and separate financial statements have been prepared on the historical cost basis except for financial assets at fair value through profit or loss and at fair value through other comprehensive income, which are carried at fair value.

##### **(b) Use of estimates and judgements**

The preparation of the financial statements in conformity with IFRSs requires management to make judgements, estimates and assumptions that affect the application of policies and reported amounts of assets and liabilities, income and expenses. Actual results may differ from these estimates.

Information about significant areas of estimation uncertainties and critical judgements in applying accounting policies that have the most significant effect on the amounts recognised in the financial statements are described in Note 2.4.37.

#### **2.4. Significant accounting policies**

Except for the effect of the changes in accounting policies as disclosed in Note 2.4.36.1, if any, the group has consistently applied the following accounting policies to all periods presented in these financial statements

##### **2.4.1 Basis of Consolidation**

The consolidated and separate financial statements comprise the financial statements of the Group and its investees that are considered subsidiaries as at 31 December 2020. Subsidiaries are investees that the Group has control over. Control is achieved when the Group is exposed, or has rights, to variable returns from its involvement with the investee and has the ability to affect those returns through its power over the investee. Specifically, the Group controls an investee if, and only if, the Group has:

- (a) Power over the investee (i.e., existing rights that give it the current ability to direct the relevant activities of the investee);
- (b) Exposure, or rights, to variable returns from its involvement with the investee; and
- (c) The ability to use its power over the investee to affect its returns.

Generally, there is a presumption that a majority of voting rights result in control. To support this presumption and when the Group has less than a majority of the voting or similar rights of an investee, the Group considers all relevant facts and circumstances in assessing whether it has power over an investee, including:

- (a) The contractual arrangement with the other vote holders of the investee
- (b) Rights arising from other contractual arrangements
- (c) The Group's voting rights and potential voting rights



## **MUTUAL BENEFITS ASSURANCE PLC**

### **SUMMARY OF SIGNIFICANT ACCOUNTING POLICIES - Continued**

#### **2.4.1 Basis of Consolidation - Continued**

The Group reassesses whether or not it controls an investee if facts and circumstances indicate that there are changes to one or more of the three elements of control. Consolidation of a subsidiary begins when the Group obtains control over the subsidiary and ceases when the Group loses control of the subsidiary. Assets, liabilities, income and expenses of a subsidiary acquired or disposed of during the year are included in the consolidated financial statements from the date the Group gains control until the date when the Group ceases to control the subsidiary.

Profit or loss and each component of OCI are attributed to the owners of the Group and to the non-controlling interests, even if this results in the non-controlling interests having a deficit balance. When necessary adjustments are made to the financial statements of subsidiaries to bring their accounting policies into line with the Group's accounting policies. All intra-group assets and liabilities, equity, income, expenses and cash flows relating to transactions between members of the Group are eliminated in full on consolidation.

A change in the ownership interest of a subsidiary, without a loss of control, is accounted for as an equity transaction (transactions with owners).

If the Group loses control over a subsidiary, it derecognises the related assets (including goodwill), liabilities, noncontrolling interest and other components of equity, while any resultant gain or loss is recognised in profit or loss. Any investment retained is recognised at fair value.

#### **2.4.2 Product classification**

Insurance contracts are those contracts where the Group (the insurer) has accepted significant insurance risk from another party (the policyholders) by agreeing to compensate the policyholders if a specified uncertain future event (the insured event) adversely affects the policyholders. As a general guideline, the Group determines whether it has significant insurance risk, by comparing benefits payable after an insured event with benefits payable if the insured event did not occur. Insurance contracts can also transfer financial risk.

Investment contracts are those contracts that transfer significant financial risk, but not significant insurance risk. Financial risk is the risk of a possible future change in one or more of a specified interest rate, financial instrument price, commodity price, foreign exchange rate, index of price or rates, credit rating or credit index or other variable, provided in the case of a non-financial variable that the variable is not specific to a party to the contract.

Once a contract has been classified as an insurance contract, it remains an insurance contract for the remainder of its lifetime, even if the insurance risk reduces significantly during this period, unless all rights and obligations are extinguished or expire. Investment contracts can, however, be reclassified as insurance contracts after inception if insurance risk becomes significant.

#### **2.4.3 Business combinations and goodwill**

Business combinations are accounted for using the acquisition method. The cost of an acquisition is measured as the aggregate of the consideration transferred, which is measured at acquisition date fair value, and the amount of any non-controlling interests in the acquiree. For each business combination, the Group elects whether to measure the non-controlling interests in the acquiree at fair value or at the proportionate share of the acquiree's identifiable net assets. Acquisition-related costs are expensed as incurred and included in administrative expenses.

When the Group acquires a business, it assesses the financial assets acquired and liabilities assumed for appropriate classification and designation in accordance with the contractual terms, economic circumstances and pertinent conditions at the acquisition date. This includes the separation of embedded derivatives in host contracts by the acquiree.

## MUTUAL BENEFITS ASSURANCE PLC

### SUMMARY OF SIGNIFICANT ACCOUNTING POLICIES - Continued

#### 2.4.3 Business combinations and goodwill - Continued

Any contingent consideration to be transferred by the acquirer will be recognised at fair value at the acquisition date. Contingent consideration classified as equity is not remeasured and its subsequent settlement is accounted for within equity. Contingent consideration classified as an asset or liability that is a financial instrument and within the scope of IFRS 9 *Financial Instruments*, is measured at fair value with the changes in fair value recognised in the statement of profit or loss in accordance with IFRS 9. Other contingent consideration that is not within the scope of IFRS 9 is measured at fair value at each reporting date with changes in fair value recognised in profit or loss.

Goodwill is initially measured at cost (being the excess of the aggregate of the consideration transferred and the amount recognised for non-controlling interests and any previous interest held over the net identifiable assets acquired and liabilities assumed). If the fair value of the net assets acquired is in excess of the aggregate consideration transferred, the Group re-assesses whether it has correctly identified all of the assets acquired and all of the liabilities assumed and reviews the procedures used to measure the amounts to be recognised at the acquisition date. If the reassessment still results in an excess of the fair value of net assets acquired over the aggregate consideration transferred, then the gain is recognised in profit or loss.

After initial recognition, goodwill is measured at cost less any accumulated impairment losses. For the purpose of impairment testing, goodwill acquired in a business combination is, from the acquisition date, allocated to each of the Group's cash-generating units that are expected to benefit from the combination, irrespective of whether other assets or liabilities of the acquiree are assigned to those units.

Where goodwill has been allocated to a cash-generating unit (CGU) and part of the operation within that unit is disposed of, the goodwill associated with the disposed operation is included in the carrying amount of the operation when determining the gain or loss on disposal. Goodwill disposed in these circumstances is measured based on the relative values of the disposed operation and the portion of the cash-generating unit retained.

#### 2.4.4 Foreign currency translation

The Group's consolidated financial statements are presented in Naira which is also the parent company's functional currency. Each company in the Group determines its own functional currency and items included in the financial statements of each entity are measured using that functional currency. The Group uses the direct method of consolidation and on disposal of a foreign operation, the gain or loss that is reclassified to profit or loss reflects the amount that arises from using this method.

##### 2.4.4.1 Transactions and balances

Transactions in foreign currencies are initially recorded by the Group's entities at their functional currency spot rate prevailing at the date the transaction first qualifies for recognition. Monetary assets and liabilities denominated in foreign currencies are translated at the functional currency spot rate of exchange at the reporting date.

All differences arising on settlement or translation of monetary items are taken to the statement of profit or loss with the exception of differences on foreign monetary items that form part of a net investment in a foreign operation. These are recognised in OCI until the disposal of the net investment, at which time they are reclassified to profit or loss. Tax charges and credits attributable to exchange differences on these monetary items are also recorded in OCI.

Non-monetary items that are measured in terms of historical cost in a foreign currency are translated using the exchange rate as at the date of the initial transaction and are not subsequently restated. Non-monetary items measured at fair value in a foreign currency are translated using the exchange rates at the date when the fair value is determined. The gain or loss arising on translation of non-monetary items measured at fair value is treated in line with the recognition of a gain or loss on change in fair value of the item (i.e., translation differences on items whose fair value gain or loss is recognised in OCI or profit or loss are also recognised in OCI or profit or loss, respectively).

## **MUTUAL BENEFITS ASSURANCE PLC**

### **SUMMARY OF SIGNIFICANT ACCOUNTING POLICIES - Continued**

#### **2.4.4.2 Group companies**

On consolidation, the assets and liabilities of foreign operations are translated into Naira at the rate of exchange prevailing at the reporting date and their statement of profit or loss is translated at exchange rates prevailing at the date of the transactions. The exchange differences arising on the translation for consolidation are recognised in OCI. On disposal of a foreign operation, the component of OCI relating to that particular foreign operation is reclassified to profit or loss.

Any goodwill arising on the acquisition of a foreign operation and any fair value adjustments to the carrying amounts of assets and liabilities arising on the acquisition are treated as assets and liabilities of the foreign operation and translated at the rate of exchange at the reporting date.

#### **2.4.5 Segment reporting**

For management purposes, the Group is organised into business units based on their products and services and has three reportable operating segments; assurance business, real estate and microfinance bank.

A segment is a distinguishable component of the Group that is engaged in providing products or services (business segment), or in providing products or services within a particular economic environment (geographical segment), which is subject to risks and rewards that are different from those of other segments. The Group's primary format for segment reporting is based on business segments i.e life business, real estate and microfinance. Significant geographical regions have been identified as the secondary basis of reporting, which are Nigeria, Niger and Liberia as disclosed Note 3.6.

Segment performance is evaluated based on profit or loss and is measured consistently with profit or loss in the consolidated financial statements.

#### **2.4.6 Revenue recognition**

Revenue comprises premium, fee & commissions, investment income, value for services rendered, net of value-added tax, after eliminating revenue within the Group.

##### **2.4.6.1 Gross premiums**

Gross recurring premiums on life and investment contracts are recognised as revenue when payable by the policyholder. For single premium business, revenue is recognised on the date on which the policy is effective.

Gross general insurance written premiums comprise the total premiums receivable for the whole period of cover provided by contracts entered into during the accounting period. They are recognised on the date on which the policy commences. Gross premium income includes any adjustments arising in the accounting period for premiums receivable in respect of business written in prior accounting periods. Premiums collected by intermediaries, but not yet received, are assessed based on estimates from underwriting or past experience and are included in premiums written.

Unearned premiums are those proportions of premiums written in a year that relate to periods of risk after the reporting date. Unearned premiums are calculated on a daily pro rata basis. The proportion attributable to subsequent periods is deferred as a provision for unearned premiums.

## **MUTUAL BENEFITS ASSURANCE PLC**

### **SUMMARY OF SIGNIFICANT ACCOUNTING POLICIES - Continued**

#### **2.4.6.2 Reinsurance premiums**

Gross outward reinsurance premiums on life are recognised as an expense on the earlier of the date when premiums are payable or when the policy becomes effective.

Gross general reinsurance premiums ceded comprise the total premiums payable for the whole cover provided by contracts entered into in the period and are recognised on the date on which the policy incepts. Premiums include any adjustments arising in the accounting period in respect of reinsurance contracts incepting in prior accounting periods.

Unearned reinsurance premiums are those proportions of premiums ceded in a year that relate to periods of risk after the reporting date. Unearned reinsurance premiums are deferred over the term of the underlying direct insurance policies for risks-attaching contracts and over the term of the reinsurance contract for losses-occurring contracts.

Reinsurance premiums and claims on the face of the statement of profit or loss have been presented as negative items within premiums and net benefits and claims, respectively, because this is consistent with how the business is managed.

#### ***Reinsurance commission income***

Reinsurance commission income represents commission received on direct business and transactions ceded to re-insurance during the year. It is recognized over the cover provided by contracts entered into the period and are recognized on the date on which the policy incepts.

#### **2.4.6.3 Fees and commission income**

Fee income represents commission received on direct business and transactions ceded to re-insurance companies during the year under review.

#### **2.4.6.4 Investment income**

Interest income is recognised in the statement of profit or loss as it accrues and is calculated by using the EIR method. Fees and commissions that are an integral part of the effective yield of the financial asset are recognised as an adjustment to the EIR of the instrument.

Investment income also includes dividends when the right to receive payment is established and Rental income arising from operating leases on investment properties is accounted for on a straight-line basis over the lease terms

#### **2.4.6.5 Rendering of services and sales of goods**

Revenue from sales of goods arising from property business engaged in by the Group. The revenue recognition is contingent on when control is transferred to buyer.

#### **2.4.6.6 Finance income**

Interest income arising from the micro finance banking services offered by the Group and is recognized in the profit or loss as it accrues and is calculated by using the effective interest rate method.

## **MUTUAL BENEFITS ASSURANCE PLC**

### **SUMMARY OF SIGNIFICANT ACCOUNTING POLICIES - Continued**

#### **2.3.7 Benefits, claims and expenses recognition**

##### **2.3.7.1 Gross benefits and claims**

Gross benefits and claims for life insurance contracts include the cost of all claims arising during the year, including internal and external claims handling costs that are directly related to the processing and settlement of claims. Death claims and surrenders are recorded on the basis of notifications received.

General insurance claims include all claims occurring during the year, whether reported or not, related internal and external claims handling costs that are directly related to the processing and settlement of claims, a reduction for the value of salvage and other recoveries, and any adjustments to claims outstanding from previous years.

##### **2.4.7.2 Reinsurance claims**

Reinsurance claims are recognized when the related gross insurance claim is recognized according to the terms of the relevant contract.

##### **2.4.7.3 Underwriting expenses**

Underwriting expenses comprise acquisitions costs and other underwriting expenses. Acquisition costs comprise all direct and indirect costs arising from the writing of insurance contracts. These costs also include fees and commission expense. Other underwriting expenses are those incurred in servicing existing policies and contracts. Acquisition costs are recognized in the statement of profit or loss over the tenor of the insurance cover.

##### **2.4.7.4 General administrative expenses**

These are expenses other than claims and underwriting expenses. They include employee benefits, professional fees, depreciation expenses and other non-operating expenses. Management expenses are accounted for on accrual basis and recognized in the statement of profit or loss upon utilization of the service or at the date of origination.

##### **2.4.7.5 Finance costs**

Interest expense arising from the micro finance banking services offered by the Group is recognized in the profit or loss as it accrues and is calculated by using the effective interest rate method. Accrued interest is included within the carrying value of the interest-bearing financial liability.

#### **2.4.8 Cash and short-term deposits**

Cash and short-term deposits in the statement of financial position comprise cash at banks and on hand and short-term deposits with a maturity of three months or less from origination, which are subject to an insignificant risk of changes in value and not subject to any encumbrances.

For the purpose of the consolidated statement of cash flows, cash and cash equivalents consist of cash and short-term deposits, as defined above, net of outstanding bank overdrafts, if any, as they are considered an integral part of the Group's cash management.

#### **2.4.9 Financial Instruments**

A financial instrument is any contract that gives rise to a financial asset of one entity and a financial liability or equity instrument of another entity.

**SUMMARY OF SIGNIFICANT ACCOUNTING POLICIES - Continued**

**2.4.9.1 Financial assets**

**2.4.9.1.1 Initial recognition**

Financial assets are classified, at initial recognition, as subsequently measured at amortised cost, fair value through other comprehensive income (OCI), and fair value through profit or loss.

The classification of financial assets at initial recognition depends on the financial asset's contractual cash flow characteristics and the Group's business model for managing them. With the exception of trade receivables that do not contain a significant financing component or for which the Group has applied the practical expedient, the Group initially measures a financial asset at its fair value plus, in the case of a financial asset not at fair value through profit or loss, transaction costs.

In order for a financial asset to be classified and measured at amortised cost or fair value through OCI, it needs to give rise to cash flows that are 'solely payments of principal and interest (SPPI)' on the principal amount outstanding. This assessment is referred to as the SPPI test and is performed at an instrument level. Financial assets with cash flows that are not SPPI are classified and measured at fair value through profit or loss, irrespective of the business model.

The Group's business model for managing financial assets refers to how it manages its financial assets in order to generate cash flows. The business model determines whether cash flows will result from collecting contractual cash flows, selling the financial assets, or both. Financial assets classified and measured at amortised cost are held within a business model with the objective to hold financial assets in order to collect contractual cash flows while financial assets classified and measured at fair value through OCI are held within a business model with the objective of both holding to collect contractual cash flows and selling.

Purchases or sales of financial assets that require delivery of assets within a time frame established by regulation or convention in the market place (regular way trades) are recognised on the trade date, i.e., the date that the Group commits to purchase or sell the asset.

**2.4.9.1.2 Financial assets subsequent measurement**

For purposes of subsequent measurement, financial assets are classified in four categories:

- ▶ Financial assets at amortised cost (debt instruments)
- ▶ Financial assets designated at fair value through OCI with no recycling of cumulative gains and losses  
Upon derecognition (equity instruments)
- ▶ Financial assets at fair value through profit or loss

***Financial assets at amortised cost (debt instruments)***

Financial assets at amortised cost are subsequently measured using the effective interest (EIR) method and are subject to impairment. Gains and losses are recognised in profit or loss when the asset is derecognised, modified or impaired. The Group's financial assets at amortised cost includes short-terms deposits with banks, Loans and advances, and other Debt instruments at amortised cost if both of the following conditions are met

- ▶ The instruments are held within a business model with the objective of holding the instrument to collect the contractual cash flows
- ▶ The contractual terms of the debt instrument give rise on specified dates to cash flows that are solely payments of principal and interest (SPPI) on the principal amount outstanding

## MUTUAL BENEFITS ASSURANCE PLC

### SUMMARY OF SIGNIFICANT ACCOUNTING POLICIES - Continued

#### 2.4.9.1.2 Financial assets subsequent measurement- Continued

##### *Financial assets designated at fair value through OCI (equity instruments)*

Upon initial recognition, the Group can elect to classify irrevocably its equity investments as equity instruments designated at fair value through OCI when they meet the definition of equity under IAS 32 *Financial Instruments: Presentation* and are not held for trading. The classification is determined on an instrument-by-instrument basis.

Gains and losses on these financial assets are never recycled to profit or loss. Dividends are recognised as other income in the statement of profit or loss when the right of payment has been established, except when the Group benefits from such proceeds as a recovery of part of the cost of the financial asset, in which case, such gains are recorded in OCI. Equity instruments designated at fair value through OCI are not subject to impairment assessment.

The Group elected to classify irrevocably its non-listed equity investments under this category.

##### *Financial assets at fair value through profit or loss*

Financial assets in this category are those that are managed in a fair value business model, or that have been designated by management upon initial recognition or are mandatorily required to be measured at fair value under IFRS 9. This category includes debt instruments whose cash flow characteristics fail the SPPI criterion or are not held within a business model whose objective is either to collect contractual cash flows, or to both collect contractual cash flows and sell.

Financial assets at fair value through profit or loss are carried in the statement of financial position at fair value with net changes in fair value recognised in the statement of profit or loss.

This category includes listed equity investments which the Group had not irrevocably elected to classify at fair value through OCI. Dividends on listed equity investments are recognised as investment income in the statement of profit or loss when the right of payment has been established.

#### 2.4.9.1.3 Derecognition

A financial asset (or, where applicable, a part of a financial asset or part of a group of similar financial assets) is primarily derecognised (i.e., removed from the Group's consolidated statement of financial position) when:

- The rights to receive cash flows from the asset have expired, or
- The Group has transferred its rights to receive cash flows from the asset or has assumed an obligation to pay the received cash flows in full without material delay to a third party under a 'pass-through' arrangement; and either (a) the Group has transferred substantially all the risks and rewards of the asset, or (b) the Group has neither transferred nor retained substantially all the risks and rewards of the asset, but has transferred control of the asset.

When the Group has transferred its rights to receive cash flows from an asset or has entered into a pass-through arrangement, it evaluates if, and to what extent, it has retained the risks and rewards of ownership. When it has neither transferred nor retained substantially all of the risks and rewards of the asset, nor transferred control of the asset, the Group continues to recognise the transferred asset to the extent of its continuing involvement. In that case, the Group also recognises an associated liability. The transferred asset and the associated liability are measured on a basis that reflects the rights and obligations that the Group has retained.

Continuing involvement that takes the form of a guarantee over the transferred asset is measured at the lower of the original carrying amount of the asset and the maximum amount of consideration that the Group could be required to repay.

## MUTUAL BENEFITS ASSURANCE PLC

### SUMMARY OF SIGNIFICANT ACCOUNTING POLICIES - Continued

#### 2.4.9.1.4 Impairment of financial assets

The Group recognises an allowance for expected credit losses (ECLs) for all debt instruments not held at fair value through profit or loss. ECLs are based on the difference between the contractual cash flows due in accordance with the contract and all the cash flows that the Group expects to receive, discounted at an approximation of the original effective interest rate. The expected cash flows will include cash flows from the sale of collateral held or other credit enhancements that are integral to the contractual terms.

ECLs are recognised in two stages. For credit exposures for which there has not been a significant increase in credit risk since initial recognition, ECLs are provided for credit losses that result from default events that are possible within the next 12-months (a 12-month ECL). For those credit exposures for which there has been a significant increase in credit risk since initial recognition, a loss allowance is required for credit losses expected over the remaining life of the exposure, irrespective of the timing of the default (a lifetime ECL).

For trade receivables, the Group applies a regulatory no premium no covers impairment approach.

The Group considers a financial asset in default when contractual payments are 90 days past due. However, in certain cases, the Group may also consider a financial asset to be in default when internal or external information indicates that the Group is unlikely to receive the outstanding contractual amounts in full before taking into account any credit enhancements held by the Group. A financial asset is written off when there is no reasonable expectation of recovering the contractual cash flows.

#### 2.4.9.1.5 The calculation of ECLs

The Group calculates ECLs based on scenarios to measure the expected cash shortfalls, discounted at an appropriate EIR. A cash shortfall is the difference between the cash flows that are due to the Group in accordance with the contract and the cash flows that the entity expects to receive.

When estimating the ECLs the Group considers three scenarios (a base case, an upside, and a downside). When relevant, the assessment of multiple scenarios also incorporates the probability that the defaulted loans will cure.

The mechanics of the ECL calculations are outlined below and the key elements are, as follows:

PD - The Probability of Default is an estimate of the likelihood of default over a given time horizon. It is estimated with consideration of economic scenarios and forward-looking information.

EAD - The Exposure at Default is an estimate of the exposure at a future default date, taking into account expected changes in the exposure after the reporting date, including repayments of principal and interest, whether scheduled by contract or otherwise, and accrued interest from missed payments.

LGD - The Loss Given Default is an estimate of the loss arising in the case where a default occurs at a given time. It is based on the difference between the contractual cash flows due and those that the Company would expect to receive. It is usually expressed as a percentage of the EAD.

The Group allocates its assets subject to ELC calculations into one of these categories, determined as follows:

Stage 1 (12mECL): The 12mECL is calculated as the portion of LTECLs that represent the ECLs that result from default events on a financial instrument that are possible within 12 months after the reporting date. The Company calculates the 12mECL allowance based on the expectation of a default occurring in the 12 months following the reporting date. These expected 12-month default probabilities are applied to a forecast EAD and multiplied by the expected LGD and discounted by an appropriate EIR. This calculation is made for each of the three scenarios, as explained above.



## **MUTUAL BENEFITS ASSURANCE PLC**

### **SUMMARY OF SIGNIFICANT ACCOUNTING POLICIES - Continued**

#### **2.4.9.1.5 The calculation of ECLs**

Stage 2 (LTECL): When an instrument has shown a significant increase in credit risk since origination, the Company records an allowance for the LTECLs. The mechanics are similar to those explained above, including the use of multiple scenarios, but PDs and LGDs are estimated over the lifetime of the instrument. The expected losses are discounted by an appropriate EIR.

Stage 3/Impairment (LTECL): For debt instruments considered credit-impaired, the Company recognises the lifetime expected credit losses for these instruments. The method is similar to that for Stage 2 assets, with the PD set at 100%.

#### **2.4.9.1.6 Write-offs**

Financial assets are written off either partially or in their entirety only when the Group has stopped pursuing the recovery. If the amount to be written off is greater than the accumulated loss allowance, the difference is first treated as an addition to the allowance that is then applied against the gross carrying amount. Any subsequent recoveries are credited to credit loss expense. There were no write-offs over the periods reported in these financial statements

#### **2.4.9.2 Financial liabilities**

##### **2.4.9.2.1 Initial recognition and measurement**

Financial liabilities are classified at initial recognition, as borrowing, payables and other payables as appropriate.

All financial liabilities are recognized initially at fair value. The Group's financial liabilities include trade payables, other accrual and payables.

##### **2.4.9.2.2 Subsequent measurement**

Subsequent measurement of financial liabilities depends on their classification.

##### **i. Payables and other payables**

Subsequent to initial recognition, they are measured at amortized cost using the effective interest rate method. If the due date of the liability is less than one-year discounting is omitted.

##### **ii. Interest bearing loans and borrowings**

After initial recognition, interest bearing loans and borrowings are subsequently measured at amortised cost using the EIR method. Gains and losses are recognised in profit or loss when the liabilities are derecognised as well as through the EIR amortisation process.

Amortised cost is calculated by taking into account any discount or premium on acquisition and fee or costs that are an integral part of the EIR. The EIR amortisation is included in finance cost in the statement of profit or loss.

##### **2.4.9.2.3 Derecognition of financial liabilities**

A financial liability is derecognised when the obligation under the liability is discharged or cancelled or expires. When an existing financial liability is replaced by another from the same lender on substantially different terms, or the terms of an existing liability are substantially modified, such an exchange or modification is treated as a derecognition of the original liability and the recognition of a new liability, and the difference in the respective carrying amounts is recognised in the profit or loss.

##### **2.4.9.3 Offsetting of financial instruments**

Financial assets and financial liabilities are offset and the net amount is reported in the consolidated statement of financial position if there is a currently enforceable legal right to offset the recognised amounts and there is an intention to settle on a net basis, to realise the assets and settle the liabilities simultaneously.

## **MUTUAL BENEFITS ASSURANCE PLC**

### **SUMMARY OF SIGNIFICANT ACCOUNTING POLICIES - Continued**

#### **2.4.10 Deposit liabilities**

Deposits liabilities include current, term and savings deposits with the Group by depositors. Deposits from customers are initially recognized in liabilities at fair value less transaction cost and subsequently measured at amortised cost.

Interest paid on the deposits is expensed as finance cost in profit or loss' during the period in which the Group has the obligation to pay the interest. Deposits are derecognised when repaid to customers on demand or used to offset amount(s) due from the customer as agreed in the contract.

#### **2.4.11 Fair value measurement**

The Group measures financial instruments and non-financial assets such as investment properties at fair value at each reporting date. Also, fair values of financial instruments measured at amortised cost are disclosed in Note 3.5.

Fair value is the price that would be received to sell an asset or paid to transfer a liability in an orderly transaction between market participants at the measurement date. The fair value measurement is based on the presumption that the transaction to sell the asset or transfer the liability takes place either:

- ❖ In the principal market for the asset or liability, or
- ❖ In the absence of a principal market, in the most advantageous market for the asset or liability

The principal or the most advantageous market must be accessible to by the Group. The fair value of an asset or a liability is measured using the assumptions that market participants would use when pricing the asset or liability, assuming that market participants act in their economic best interest.

A fair value measurement of a non-financial asset takes into account a market participant's ability to generate economic benefits by using the asset in its highest and best use or by selling it to another market participant that would use the asset in its highest and best use.

The Group uses valuation techniques that are appropriate in the circumstances and for which sufficient data are available to measure fair value, maximising the use of relevant observable inputs and minimising the use of unobservable inputs.

All assets and liabilities for which fair value is measured or disclosed in the financial statements are categorized within the fair value hierarchy, described as follows, based on the lowest level input that is significant to the fair value measurement as a whole:

- ❖ Level 1 – Quoted (unadjusted) market prices in active markets for identical assets or liabilities
- ❖ Level 2 – Valuation techniques for which the lowest level input that is significant to the fair value measurement is directly or indirectly observable
- ❖ Level 3 – Valuation techniques for which the lowest level input that is significant to the fair value measurement is unobservable

For assets and liabilities that are recognised in the financial statements on a recurring basis, the Group determines whether transfers have occurred between Levels in the hierarchy by re-assessing categorization (based on the lowest level input that is significant to the fair value measurement as a whole) at the end of each year.

The Group's management determines the policies and procedures for both recurring fair value measurement, such as investment properties and unquoted equity instruments, and for non-recurring measurement, such as assets held for distribution in discontinued operation.

## **MUTUAL BENEFITS ASSURANCE PLC**

### **SUMMARY OF SIGNIFICANT ACCOUNTING POLICIES - Continued**

#### **2.4.11 Fair value measurement - continued**

External valuers are involved for valuation of significant assets, such as investment properties. Involvement of external valuers is decided upon annually by the management after discussion with and approval by the audit committee. Selection criteria include market knowledge, reputation, independence and whether professional standards are maintained.

At each reporting date, the management analyses the movements in the values of assets and liabilities which are required to be re-measured or re-assessed as per the Group's accounting policies. The management, in conjunction with the Group's external valuers, also compares the changes in the fair value of each asset and liability with relevant external sources to determine whether the change is reasonable.

For the purpose of fair value disclosures, the Group has determined classes of assets and liabilities on the basis of the nature, characteristics and risks of the asset or liability and the level of the fair value hierarchy as explained above.

The fair value of financial instruments that are actively traded in organised financial markets is determined by reference to quoted market bid prices for assets and offer prices for liabilities, at the close of business on the reporting date, without any deduction for transaction costs.

For units in unit trusts and shares in open ended investment companies, fair value is determined by reference to published bid values in an active market.

For other financial instruments not traded in an active market, the fair value is determined by using appropriate valuation techniques. Valuation techniques include the discounted cash flow method, comparison to similar instruments for which market observable prices exist and other relevant valuation models.

Their fair value is determined using a valuation model that has been tested against prices or inputs to actual market transactions and using the Group's best estimate of the most appropriate model assumptions.

For discounted cash flow techniques, estimated future cash flows are based on management's best estimates and the discount rate used is a market-related rate for a similar instrument. The use of different pricing models and assumptions could produce materially different estimates of fair values.

The fair value of floating rate and overnight deposits with credit institutions is their carrying value. The carrying value is the cost of the deposit and accrued interest. The fair value of fixed interest-bearing deposits is estimated using discounted cash flow techniques. Expected cash flows are discounted at current market rates for similar instruments at the reporting date.

#### **2.4.12 Impairment of non-financial assets**

The Group assesses at each reporting date whether there is an indication that an asset may be impaired. If any such indication exists, or when annual impairment testing for an asset is required, the Group estimates the asset's recoverable amount. An asset's recoverable amount is the higher of an asset's or cash-generating unit's (CGU) fair value less costs to sell and its value in use. The recoverable amount is determined for an individual asset, unless the asset does not generate cash inflows that are largely independent of those from other assets or Group of assets.

**SUMMARY OF SIGNIFICANT ACCOUNTING POLICIES - Continued**

**2.4.12 Impairment of non-financial assets**

Where the carrying amount of an asset or CGU exceeds its recoverable amount, the asset is considered impaired and is written down to its recoverable amount. In assessing value in use, the estimated future cash flows are discounted to their present value using a pre-tax discount rate that reflects current market assessments of the time value of money and the risks specific to the asset. In determining fair value less costs to sell, recent market transactions are taken into account, if available. If no such transactions can be identified, an appropriate valuation model is used. These calculations are corroborated by valuation multiples, quoted share prices for publicly traded subsidiaries or other available fair value indicators.

Impairment losses of continuing operations are recognized in the profit or loss in those expense categories consistent with the function of the impaired asset.

For assets excluding goodwill, an assessment is made at each reporting date as to whether there is any indication that previously recognized impairment losses may no longer exist or may have decreased. If such indication exists, the Group makes an estimate of the asset's or CGU's recoverable amount.

A previously recognized impairment loss is reversed only if there has been a change in the estimates used to determine the asset's recoverable amount since the last impairment loss was recognized. If that is the case, the carrying amount of the asset is increased to its recoverable amount. That increased amount cannot exceed the carrying amount that would have been determined, net of amortization, had no impairment loss been recognized for the asset in prior years. Such reversal is recognized in the profit or loss unless the asset is carried at revalued amount, in which case, the reversal is treated as a revaluation increase.

***Intangible assets***

Intangible assets with indefinite useful lives are tested for impairment annually at 31 December, either individually or at the cash generating unit level, as appropriate and when circumstances indicate that the carrying value may be impaired.

**2.4.13 Pledged assets**

Financial assets transferred to external parties that do not qualify for de-recognition are reclassified in the statement of financial position from financial assets to pledged assets, if the transferee has received the right to sell or re-pledge them in the event of default from agreed terms.

Initial recognition of pledged assets is at fair value, whilst subsequent measurement is based on the classification and measurement of the financial asset in accordance with IFRS 9.

**2.4.14 Trade receivables**

Trade receivables (premium receivable) are initially recognized at fair value and subsequently measured at amortised cost less provision for impairment. Discounting is omitted where the effect of discounting is immaterial.

An allowance for impairment is made when there is objective evidence such as the probability of solvency or significant financial difficulties of the debtors that the Group will not be able to collect the amount due under the original terms of the invoice. Impaired debts are derecognized when they are assessed as uncollectible.

If in a subsequent period the amount of the impairment loss decreases and the decrease can be related objectively to an event occurring after the impairment was recognized, the previous recognized impairment loss is reversed to the extent that the carrying value of the asset does not exceed its amortised cost at the reversed date. Any subsequent reversal of an impairment loss is recognized in the profit or loss.

## **MUTUAL BENEFITS ASSURANCE PLC**

### **SUMMARY OF SIGNIFICANT ACCOUNTING POLICIES - Continued**

#### **2.4.15 Reinsurance**

##### **2.4.15.1 Reinsurance ceded to reinsurance counterparties**

The Group cedes insurance risk in the normal course of business for most of its businesses. Reinsurance assets represent balances due from reinsurance companies. Amounts recoverable from reinsurers are estimated in a manner consistent with the outstanding claims provision or settled claims associated with the reinsurer's policies and are in accordance with the related reinsurance contract.

Reinsurance assets are reviewed for impairment at each reporting date, or more frequently, when an indication of impairment arises during the reporting year. Impairment occurs when there is objective evidence as a result of an event that occurred after initial recognition of the reinsurance asset that the Group may not receive all outstanding amounts due under the terms of the contract and the event has a reliably measurable impact on the amounts that the Group will receive from the reinsurer. The impairment loss is recorded in the statement of profit or loss.

Gains or losses on buying reinsurance are recognised in the statement of profit or loss immediately at the date of purchase and are not amortised. Ceded reinsurance arrangements do not relieve the Group from its obligations to policyholders.

##### **2.4.15.2 Prepaid reinsurance**

Prepaid reinsurance are those proportions of premiums written in a year that relate to periods of risk after the statement of financial position date and is reported under reinsurance assets in the statement of financial position. Prepaid reinsurance premiums are deferred over the term of the underlying direct insurance policies for risks-attaching contracts and over the term of the reinsurance contract for losses-occurring contracts.

#### **2.4.16 Other receivables and prepayment**

Other receivables are made up of prepayments and other amounts due from parties which are not directly linked to insurance or investment contracts. Except prepayment and other receivables that are not financial assets, these are measured at amortised costs. Discounting is omitted where the effect of discounting is immaterial.

#### **2.4.17 Deferred expenses**

##### **Deferred acquisition costs (DAC)**

Those direct and indirect costs incurred during the financial period arising from the acquiring or renewing of insurance contracts are deferred to the extent that these costs are recoverable out of future premiums. All other acquisition costs are recognized as an expense when incurred.

Subsequent to initial recognition, DAC for general insurance are amortized over the period in which the related revenues are earned. The DAC asset for life insurance is amortised over the expected life of the contracts as a constant percentage of expected premiums. The deferred acquisition costs for reinsurers are amortised in the same manner as the underlying asset amortisation and is recorded in the statement of profit or loss.

Changes in the expected useful life or the expected pattern of consumption of future economic benefits embodied in the asset are accounted for by changing the amortization period and are treated as a change in an accounting estimate.

An impairment review is performed at each reporting date or more frequently when an indication of impairment arises. When the recoverable amount is less than the carrying value, an impairment loss is recognized in the profit or loss. DAC are also considered in the liability adequacy test for each reporting period.

DAC are derecognized when the related contracts are either settled or disposed of.

## MUTUAL BENEFITS ASSURANCE PLC

### SUMMARY OF SIGNIFICANT ACCOUNTING POLICIES - Continued

#### 2.4.18 Inventories and work in progress

The Group recognises property as inventory under the following circumstances:

- ❖ property purchased for the specific purpose of resale;
- ❖ property constructed for the specific purpose of resale (work in progress under the scope of IFRS 15, "Revenue"); and
- ❖ property transferred from investment property to inventories. This is permitted when the Group commences the property's development with a view to sale.

They are valued at the lower of cost and net realisable value. Cost comprises direct materials and, where appropriate, labour and production overheads that have been incurred in bringing the inventories and work in progress to their present location and condition.

Cost is determined using weighted average cost. Net realisable value represents the estimated selling price less estimated costs to completion and costs to be incurred in marketing, selling and distribution.

#### 2.4.19.1 Leases

The Group assesses at contract inception whether a contract is, or contains, a lease. That is, if the contract conveys the right to control the use of an identified asset for a period of time in exchange for consideration.

##### *Group as a lessee*

The Group applies a single recognition and measurement approach for all leases, except for short-term leases and leases of low-value assets. The Group recognises lease liabilities to make lease payments and right-of-use assets representing the right to use the underlying assets.

##### *i) Right-of-use assets*

The Group recognises right-of-use assets at the commencement date of the lease (i.e., the date the underlying asset is available for use). Right-of-use assets are measured at cost, less any accumulated depreciation and impairment losses, and adjusted for any remeasurement of lease liabilities. The cost of right-of-use assets includes the amount of lease liabilities recognised, initial direct costs incurred, and lease payments made at or before the commencement date less any lease incentives received. Right-of-use assets are depreciated on a straight-line basis over the shorter of the lease term and the estimated useful lives of the assets.

If ownership of the leased asset transfers to the Group at the end of the lease term or the cost reflects the exercise of a purchase option, depreciation is calculated using the estimated useful life of the asset. The right-of-use assets are also subject to impairment.

##### *ii) Lease liabilities*

At the commencement date of the lease, the Group recognises lease liabilities measured at the present value of lease payments to be made over the lease term. The lease payments include fixed payments (including in-substance fixed payments) less any lease incentives receivable, variable lease payments that depend on an index or a rate, and amounts expected to be paid under residual value guarantees. The lease payments also include the exercise price of a purchase option reasonably certain to be exercised by the Group and payments of penalties for terminating the lease, if the lease term reflects the Group exercising the option to terminate. Variable lease payments that do not depend on an index or a rate are recognised as expenses (unless they are incurred to produce inventories) in the period in which the event or condition that triggers the payment occurs.

## **MUTUAL BENEFITS ASSURANCE PLC**

### **SUMMARY OF SIGNIFICANT ACCOUNTING POLICIES - Continued**

#### *Group as a lessee - continued*

In calculating the present value of lease payments, the Group uses its incremental borrowing rate at the lease commencement date because the interest rate implicit in the lease is not readily determinable. After the commencement date, the amount of lease liabilities is increased to reflect the accretion of interest and reduced for the lease payments made. In addition, the carrying amount of lease liabilities is remeasured if there is a modification, a change in the lease term, a change in the lease payments (e.g., changes to future payments resulting from a change in an index or rate used to determine such lease payments) or a change in the assessment of an option to purchase the underlying asset.

If any, the Group's lease liabilities are included in Interest-bearing loans and borrowings

#### *iii) Short-term leases and leases of low-value assets*

The Group applies the short-term lease recognition exemption to its short-term leases of buildings and space (i.e., those leases that have a lease term of 12 months or less from the commencement date and do not contain a purchase option). It also applies the lease of low-value assets recognition exemption to leases of buildings that are considered to be low value. Lease payments on short-term leases and leases of low value assets are recognised as expense on a straight-line basis over the lease term.

#### *Group as a lessor*

Leases in which the Group does not transfer substantially all the risks and rewards incidental to ownership of an asset are classified as operating leases. Rental income arising is accounted for on a straight-line basis over the lease terms and is included in revenue in the statement of profit or loss due to its operating nature. Initial direct costs incurred in negotiating and arranging an operating lease are added to the carrying amount of the leased asset and recognised over the lease term on the same basis as rental income. Contingent rents are recognised as revenue in the period in which they are earned.

#### **2.4.20 Asset held for sale**

The Group classifies non-current assets and disposal groups as held for sale if their carrying amounts will be recovered principally through a sale transaction rather than through continuing use. Non-current assets and disposal groups classified as held for sale are measured at the lower of their carrying amount and fair value less costs to sell. Costs to sell are the incremental costs directly attributable to the disposal of an asset (disposal group), excluding finance costs and income tax expense.

The criteria for held for sale classification is regarded as met only when the sale is highly probable and the asset or disposal group is available for immediate sale in its present condition. Actions required to complete the sale should indicate that it is unlikely that significant changes to the sale will be made or that the decision to sell will be withdrawn. Management must be committed to the plan to sell the asset and the sale expected to be completed within one year from the date of the classification.

Property, plant and equipment and intangible assets are not depreciated or amortised once classified as held for sale. Assets and liabilities classified as held for sale are presented separately as current items in the statement of financial position.

A disposal group qualifies as discontinued operation if it is a component of an entity that either has been disposed of, or is classified as held for sale, and: Represents a separate major line of business or geographical area of operations, Is part of a single coordinated plan to dispose of a separate major line of business or geographical area of operations Or Is a subsidiary acquired exclusively with a view to resale.

Discontinued operations are excluded from the results of continuing operations and are presented as a single amount as profit or loss after tax from discontinued operations in the statement of profit or loss.

## **MUTUAL BENEFITS ASSURANCE PLC**

### **SUMMARY OF SIGNIFICANT ACCOUNTING POLICIES - Continued**

#### **2.4.21 Investment properties**

Investment properties held for rental income and capital appreciation are measured initially at cost, including transaction costs. The carrying amount includes the cost of replacing part of an existing investment property at the time that cost is incurred if the recognition criteria are met; and excludes the costs of day-to-day servicing of an investment property. Subsequent to initial recognition, investment properties are stated at fair value, which reflects market conditions at the reporting date. Gains or losses arising from changes in the fair values of investment properties are included in the profit or loss in the year in which they arise.

Fair values are evaluated annually by an accredited external, independent valuer, applying a valuation model.

Investment properties are derecognised either when they have been disposed of, or when the investment property is permanently withdrawn from use and no future economic benefit is expected from its disposal. Any gains or losses on the retirement or disposal of an investment property are recognised in the profit or loss in the year of retirement or disposal.

Transfers are made to or from investment property only when there is a change in use evidenced by the end of owner-occupation, commencement of an operating lease to another party or completion of construction or development. For a transfer from investment property to owner-occupied property, the deemed cost for subsequent accounting is the fair value at the date of change in use. If owner-occupied property becomes an investment property, the Group accounts for such property in accordance with the policy stated under property and equipment up to the date of the change in use.



## **MUTUAL BENEFITS ASSURANCE PLC**

### **SUMMARY OF SIGNIFICANT ACCOUNTING POLICIES - Continued**

#### **2.4.22 Investments in subsidiaries**

Investments in subsidiaries are carried in the separate statement of financial position at cost less allowance for impairment losses. Where, there has been impairment in the value of investments in subsidiaries, the loss is recognised as an expense in the period in which the impairment is identified. On disposal of an investment, the difference between the net disposal proceeds and the carrying amount is charged or credited to the statement of profit or loss account.

#### **2.4.23 Intangible assets**

Intangible assets acquired separately are measured on initial recognition at cost. The cost of intangible assets acquired in a business combination is their fair value as at the date of acquisition. Following initial recognition, intangible assets are carried at cost less any accumulated amortisation and any accumulated impairment losses. Internally generated intangible assets, excluding capitalized development costs, are not capitalized and expenditure is reflected in the profit or loss in the year in which the expenditure is incurred.

The useful lives of intangible assets are assessed to be either finite or indefinite.

Intangible assets with finite lives are amortised over the useful economic life and assessed for impairment whenever there is an indication that the intangible asset may be impaired. The amortisation period (five years) and the amortisation method (straight line) for an intangible asset with a finite useful life are reviewed at least at each financial year end. Changes in the expected useful life or the expected pattern of consumption of future economic benefits embodied in the asset are accounted for by changing the amortisation period or method, as appropriate, and are treated as changes in accounting estimates. The amortisation expense on intangible assets with finite lives is recognised in the profit or loss in the expense category consistent with the function of the intangible asset.

#### **2.4.23 Intangible assets**

Intangible assets with indefinite useful lives are tested for impairment annually either individually or at the cash generating unit level. Such intangibles are not amortised. The useful life of an intangible asset with an indefinite life is reviewed annually to determine whether indefinite life assessment continues to be supportable. If not, the change in the useful life assessment from indefinite to finite is made on a prospective basis.

An intangible asset is derecognised upon disposal (i.e., at the date the recipient obtains control) or when no future economic benefits are expected from its use or disposal. Gains or losses arising from derecognition of an intangible asset are measured as the difference between the net disposal proceeds and the carrying amount of the asset and are recognised in the profit or loss when the asset is derecognized.

#### **2.4.24 Property, plant and equipment**

Property and equipment (excluding building) is stated at cost, excluding the costs of day-to-day servicing, less accumulated depreciation and accumulated impairment losses. Replacement or major inspection costs are capitalized when incurred and if it is probable that future economic benefits associated with the item will flow to the entity and the cost of the item can be measured reliably.

Building is measured at revalued amount less accumulated depreciation and impairment losses recognised after the date of the revaluation. Valuations are performed at least once in every 5 years or when a major improvement is carried out to ensure that the fair value of a revalued asset does not differ materially from its carrying amount.

## MUTUAL BENEFITS ASSURANCE PLC

### SUMMARY OF SIGNIFICANT ACCOUNTING POLICIES - Continued

#### 2.4.24 Property, plant and equipment - Continued

Any revaluation surplus is recorded in other comprehensive income and hence, credited to the asset revaluation reserve in equity, except to the extent that it reverses a revaluation decrease of the same asset previously recognised in the profit or loss, in which case, the increase is recognised in the profit or loss. A revaluation deficit is recognized in the profit or loss, except to the extent that it offsets an existing surplus on the same asset recognised in the asset revaluation reserve.

Accumulated depreciation as at the revaluation date is eliminated against the gross carrying amount of the asset and the net amount is restated to the revalued amount of the asset. Upon disposal, any revaluation reserve relating to the particular asset being sold is transferred to retained earnings.

Land is not depreciated. Depreciation on property, plant and equipment is calculated using the straight-line method to allocate the cost less the residual values over the estimated useful lives as follows:

Leasehold building	over the remainder of the life of the lease
Building	2%
Leasehold improvements	20%
Plant and machinery	20%
Motor vehicles	25%
Furniture and fittings and equipment	20%

The assets' residual values, and useful lives and method of depreciation are reviewed and adjusted, if appropriate, at each financial year end and adjusted prospectively, if appropriate.

Impairment reviews are performed when there are indicators that the carrying value may not be recoverable. Impairment losses are recognised in the profit or loss as an expense.

An item of property and equipment is derecognized upon disposal or when no further future economic benefits are expected from its use or disposal. Any gain or loss arising on derecognition of the asset (calculated as the difference between the net disposal proceeds and the carrying amount of the asset) is included in the profit or loss in the year the asset is derecognized.

#### 2.4.25 Statutory deposit

Statutory deposit represents fixed deposit with the Central Bank of Nigeria in accordance with section 10(3) of the Insurance Act, 2003. The deposit is recognised at cost in the statement of financial position being 10% of the statutory minimum capital requirement of ₦3 billion for General insurance business and of ₦2 billion for life business. Interest income on the deposit is recognised in the statement of profit or loss in the period the interest is earned.

#### 2.4.26 Deposit for shares

Deposit for shares are amounts that the Company has placed with (asset) or received from subsidiary, associate or another company (liability) for the ultimate purpose of equity investment in the relevant company for which relevant regulatory formalities have not been completed at the reporting date. Deposits for shares are carried at cost less accumulated impairment losses, if any.

#### 2.4.27 Insurance contracts

The Group issues contracts that transfer insurance risk or financial risk or both. Insurance contracts are those contracts where a party (the policy holder) transfers significant insurance risk to another party (insurer) and the latter agrees to compensate the policyholder or other beneficiary if a specified uncertain future event (the insured event) adversely affects the policyholder, or other beneficiary. Such contracts may also transfer financial risk when the insurer issues financial instruments with a discretionary participation feature. These are computed in compliance with the provisions of Sections 20, 21, and 22 of the Insurance Act 2003 as follows:

## **MUTUAL BENEFITS ASSURANCE PLC**

### **SUMMARY OF SIGNIFICANT ACCOUNTING POLICIES - Continued**

#### **2.4.27.1 General insurance contracts**

These contracts are accident and casualty and property insurance contracts. Accident and casualty insurance contracts protect the Group's customers against the risk of causing harm to third parties as a result of their legitimate activities. Damages covered include both contractual and non-contractual events. The typical protection offered is designed for employers who become legally liable to pay compensation to injured employees (employers' liability) and for individual and business customers who become liable to pay compensation to a third party for bodily harm or property damage (public liability). Property insurance contracts mainly compensate the Group's customers for damage suffered to their properties or for the value of property lost. Customers who undertake commercial activities on their premises could also receive compensation for the loss of earnings caused by the inability to use the insured properties in their business activities (business interruption cover).

##### **(i) Reserves for unearned premium**

In compliance with Section 20 (1) (a) of Insurance Act 2003, the reserve for unearned premium is calculated on a time apportionment basis in respect of the risks accepted during the year.

##### **(ii) Reserves for outstanding claims**

The reserve for outstanding claims is maintained at the total amount of outstanding claims incurred and reported plus claims incurred but not reported ("IBNR") as at the reporting date. The IBNR is based on the liability adequacy test.

#### **2.4.27.2 Life business**

These contracts insure events associated with human life (for example, death or survival). These are divided into the individual life, group life and annuity contracts.

Individual life contracts are usually long-term insurance contracts and span over one year while the group life insurance contracts usually cover a period of 12 months. A liability for contractual benefits that are expected to be incurred in the future when the premiums are recognised. The liability is determined as the sum of the expected discounted value of the benefit payments and the future administration expenses that are directly related to the contract, less the expected discounted value of the theoretical premiums that would be required to meet the benefits and administration expenses based on the valuation assumptions used. The liability is based on assumptions as to mortality, persistence, maintenance expenses and investment income that are established at the time the contract is issued.

#### **2.4.27.3 Annuity contracts**

These contracts insure customers from consequences of events that would affect the ability of the customers to maintain their current level of income. There are no maturity or surrender benefits. The annuity contracts are fixed annuity plans. Policy holders make a lump sum payment recognised as part of premium in the period when the payment was made. Constant and regular payments are made to annuitants based on terms and conditions agreed at the inception of the contract and throughout the life of the annuitants. The annuity funds are invested in long term government bonds and reasonable money markets instruments to meet up with the payment of monthly/quarterly annuity payments. The annuity funds liability is actuarially determined based on assumptions as to mortality, persistence, maintenance expenses and investment income that are established at the time the contract is issued.

##### **(i). Life fund**

This is made up of net liabilities on policies in force as computed by the actuaries at the time of the actuarial valuation.

## **MUTUAL BENEFITS ASSURANCE PLC**

### **SUMMARY OF SIGNIFICANT ACCOUNTING POLICIES - Continued**

#### **2.4.27 Insurance contracts - Continued**

##### ***Liability adequacy test***

At each end of the reporting period, liability adequacy tests are performed by an Actuary to ensure the adequacy of the contract liabilities net of related DAC assets. In performing these tests, current best estimates of future contractual cash flows and claims handling and administration expenses, as well as investment income from the assets backing such liabilities, are used. Any deficiency is immediately charged to profit or loss initially by writing off DAC and by subsequently establishing a provision for losses arising from liability adequacy tests "the unexpired risk provision".

#### **2.4.28 Investment contracts**

Investment contract liabilities are recognised when contracts are entered into and premiums are charged. These liabilities are initially recognised at fair value, this being the transaction price excluding any transaction costs directly attributable to the issue of the contract. Subsequent to initial recognition, the investment contract liabilities are measured at fair value through profit or loss.

Deposits and withdrawals are recorded directly as an adjustment to the liability in the statement of financial position and are not recognised as gross premium in the statement of profit or loss.

The liability is derecognised when the contract expires, is discharged or is cancelled. For a contract that can be cancelled by the policyholder, the fair value of the contract cannot be less than the surrender value.

When contracts contain both a financial risk component and a significant insurance risk component and the cash flows from the two components are distinct and can be measured reliably, the underlying amounts are unbundled. Any premiums relating to the insurance risk component are accounted for on the same basis as insurance contracts and the remaining element is accounted for as a deposit through the statement of financial position as described above.

#### **2.4.29 Deferred revenue**

##### ***Rental income***

Rental income arising from operating leases on investment properties is accounted for on a straight-line basis over the lease terms and is included in investment income.

##### ***Reinsurance commission***

This relates to commissions receivable on outwards reinsurance contracts which are deferred and amortized on a straight-line basis over the term of the expected premiums payable.

#### **2.4.30 Taxes**

##### ***2.3.30.1 Current income tax***

Current income tax assets and liabilities for the current period are measured at the amount expected to be recovered from or paid to the taxation authorities. The tax rates and tax laws used to compute the amount are those that are enacted or substantively enacted by the reporting date.

Current income tax assets and liabilities also include adjustments for tax expected to be payable or recoverable in respect of previous periods. Current income tax relating to items recognised directly in equity or other comprehensive income is recognised in equity or other comprehensive income and not in the profit or loss.

Management periodically evaluates positions taken in the tax returns with respect to situations in which applicable tax regulations are subject to interpretation and establishes provisions, where appropriate tax/back duty assessments are recognized when assessed and agreed to by the Group with the Tax authorities, or when appealed, upon receipt of the results of the appeal.

## MUTUAL BENEFITS ASSURANCE PLC

### SUMMARY OF SIGNIFICANT ACCOUNTING POLICIES - Continued

#### 2.4.30.2 *Deferred tax*

Deferred tax is provided using the liability method in respect of temporary differences at the reporting date between the tax bases of assets and liabilities and their carrying amounts for financial reporting purposes at the reporting date.

Deferred tax liabilities are recognized for all taxable temporary differences, except:

- When the deferred tax liability arises from the initial recognition of goodwill or of an asset or liability in a transaction that is not a business combination and, at the time of the transaction, affects neither the accounting profit nor taxable profit or loss.
- In respect of taxable temporary differences associated with investments in subsidiaries, associates and interests in joint arrangements, when the timing of the reversal of the temporary differences can be controlled and it is probable that the temporary differences will not reverse in the foreseeable future

Deferred tax assets are recognized for all deductible temporary differences, carry forward of unused tax credits and unused tax losses, to the extent that it is probable that taxable profit will be available against which the deductible temporary differences, and the carry forward of unused tax credits and unused tax losses can be utilized except:

- Where the deferred tax asset relating to the deductible temporary difference arises from the initial recognition of an asset or liability in a transaction that is not a business combination and, at the time of the transaction, affects neither the accounting profit nor taxable profit or loss.
  - In respect of deductible temporary differences associated with investments in subsidiaries, associates and interests in joint arrangements deferred tax assets are recognised only to the extent that it is probable that the temporary differences will reverse in the foreseeable future and taxable profit will be available against which the temporary differences can be utilized
- The carrying amount of deferred tax assets is reviewed at each reporting date and reduced to the extent that it is no longer probable that sufficient taxable profit will be available to allow all or part of the deferred income tax asset to be utilized. Unrecognized deferred tax assets are reassessed at each reporting date and are recognized to the extent that it has become probable that future taxable profit will allow the deferred tax asset to be recovered.

Deferred tax assets and liabilities are measured at the tax rates that are expected to apply to the year when the asset is realized or the liability is settled, based on tax rates (and tax laws) that have been enacted or substantively enacted at the reporting date.

Deferred tax relating to items recognized outside profit or loss is recognized outside profit or loss. Deferred tax items are recognized in correlation to the underlying transaction either in other comprehensive income or directly in equity.

Deferred tax assets and deferred tax liabilities are offset, if a legally enforceable right exists to set off current tax assets against current income tax liabilities and the deferred taxes relate to the same taxable entity and the same taxation authority.

## **MUTUAL BENEFITS ASSURANCE PLC**

### **SUMMARY OF SIGNIFICANT ACCOUNTING POLICIES - Continued**

#### **2.4.31 Provisions**

##### ***General***

Provisions are recognized when the Group has a present obligation (legal or constructive) as a result of a past event, and it is probable that an outflow of resources embodying economic benefits will be required to settle the obligation and a reliable estimate can be made of the amount of the obligation. Where the Group expects some or all of a provision to be reimbursed, the reimbursement is recognized as a separate asset, but only when the reimbursement is virtually certain. The expense relating to any provision is presented in the profit or loss net of any reimbursement. If the effect of the time value of money is material, provisions are discounted using a current pre-tax rate that reflects, where appropriate, the risks specific to the liability.

Contingent liabilities are possible obligations that arise from past events whose existence will be confirmed only by the occurrence, or non-occurrence, of one or more uncertain future events not wholly within Group's control. Contingent liabilities are not recognized in the financial statements but are disclosed.

##### ***Onerous contracts***

A provision is recognized for onerous contracts in which the unavoidable costs of meeting the obligations under the contract exceed the expected economic benefits expected to be received under it. The unavoidable costs reflect the least net cost of exiting the contract, which is the lower of the cost of fulfilling it and any compensation or penalties arising from failure to fulfil it.

#### **2.4.32 Trade payable**

Trade payable (Insurance payables) are recognised when due and measured on initial recognition at fair value of the consideration received less directly attributable transaction costs. Subsequent to initial recognition, they are measured at amortised cost using the EIR method. Discounting is omitted where the effect of discounting is immaterial.

#### **2.4.33 Equity**

##### ***2.4.33.1 Share capital***

Shares are classified as equity when there is no obligation to transfer cash or other assets. Incremental costs directly attributable to the issue of equity instruments are recognised in equity, net of tax as a deduction from the proceeds. Where any member of the Group purchases the Company's equity share capital (treasury shares), the consideration paid, including any directly attributable incremental costs, is reported as a separate component of equity attributable to the Company's equity holders. Where such shares are subsequently sold, reissued or otherwise disposed of, any consideration received is included in equity attributable to the Company's equity holders, net of any directly attributable incremental transaction costs and the related income tax effects.

##### ***2.4.33.2 Treasury shares***

When shares recognised as equity are repurchased, the amount of the consideration paid, which includes directly attributable costs, is recognised as a deduction from equity. Repurchased shares are classified as treasury shares and are presented in the treasury shares reserve. When treasury shares are sold or reissued subsequently, the amount received is recognised as an increase in equity and the resulting surplus or deficit on the transaction is presented within share premium.

##### ***2.4.33.3 Foreign currency translation reserve***

The assets and liabilities of foreign operations are translated to Naira at closing functional currency rates at the reporting date. The income and expenses of foreign operations are translated to Naira at spot rates at the dates of the transactions. Foreign currency differences on the translation of foreign operations are recognized in other comprehensive income and accumulated in foreign currency translation reserves in the statement of financial position.

## **MUTUAL BENEFITS ASSURANCE PLC**

### **SUMMARY OF SIGNIFICANT ACCOUNTING POLICIES - Continued**

#### **2.4.33.4 Contingency reserve**

##### ***Non-life business***

In compliance with Section 22 (2) (b) of Insurance Act 2003, the contingency reserve is credited with the greater of 3% of total premium or 20% of net profit. This shall accumulate until it reaches the amount greater of minimum paid-up capital or 50 percent of net premium.

##### ***Life business***

In compliance with Section 22 (1) (b) of Insurance Act 2003, the contingency reserve is credited with the higher of 1% of gross premium or 10% of net profit.

#### **2.4.33.5 Revaluation reserve**

Revaluation reserve represents the fair value differences on the revaluation of items of property, plant and equipment as at the statement of financial position date. If an asset's carrying amount is increased as a result of a revaluation, the increase is recognised in other comprehensive income and accumulated in revaluation reserve. The increase is recognised in profit or loss to the extent that it reverses a revaluation decrease of the same asset previously recognised in profit or loss. If an assets carrying amount is decreased as a result of a revaluation, the decrease is recognised in profit or loss, however, the decrease shall be recognised in other comprehensive income to the extent of any credit balance existing in the revaluation surplus in respect of that asset.

The revaluation surplus in respect of an item of property, plant and equipment is transferred to retained earnings when the asset is derecognised. This involves transferring the whole of the surplus when the asset is retired or disposed. The amount of the surplus transferred is the difference between depreciation based on the revalued carrying amount of the asset and the depreciation based on the asset's original cost. Transfers from revaluation reserve to retained earnings are not made through profit or loss.

#### **2.4.33.6 Fair value reserve - continued**

Fair value reserve represents increases or decreases in fair value of equity instruments measured at FVOCI reported directly in other comprehensive income. Gains and losses on these equity instruments are never recycled to profit or loss. The group transfers amounts from this reserve to retained earnings when the relevant equity securities are derecognized.

#### **2.4.34 Earnings per share**

The Group presents basic earnings per share (EPS) data for its ordinary shares. Basic EPS is calculated by dividing the profit or loss attributable to ordinary shareholders of the Company by the weighted average number of ordinary shares outstanding during the period excluding treasury shares held by the Company.

Diluted earnings per share amounts are calculated by dividing the net profit by the weighted number of ordinary shares outstanding during the year plus the weighted number of ordinary shares that would be issued on conversion of all the dilutive potential ordinary shares into ordinary shares.

#### **2.4.35 Retirement obligations and Employee benefits**

The Group operates the following contribution and benefit schemes for its employees:

##### **2.4.35.1 Defined contribution pension scheme**

The Group operates a defined contributory pension scheme for eligible employees. Company contributes 10% of the employees' Basic, Housing and Transport allowances in line with the provisions of the Pension Reform Act 2014. The Company pays the contributions to a pension fund administrator. The Company has no further payment obligations once the contributions have been paid. The contributions are recognised as employee benefits expense when they are due. Prepaid contributions are recognised as an asset to the extent that a cash refund or a reduction in the future payments is available.

## **MUTUAL BENEFITS ASSURANCE PLC**

### **SUMMARY OF SIGNIFICANT ACCOUNTING POLICIES - Continued**

#### **2.4.35.2 Short-term benefits**

Wages, salaries, annual leave, bonuses and non-monetary benefits are recognised as employee benefit expenses in the statement of profit or loss and paid in arrears when the associated services are rendered by the employees of the Company.

#### **2.4.36 Changes in accounting policy and disclosures**

##### **2.4.36.1. New and amended standards that are issued and effective**

In these financial statements, the Group has applied the following standards that are issued and effective

##### **2.4.36.1.1 The Conceptual Framework for Financial Reporting**

The IASB has issued a revised Conceptual Framework which will be used in standard-setting decisions with immediate effect. Key changes include:

- increasing the prominence of stewardship in the objective of financial reporting
- reinstating prudence as a component of neutrality
- defining a reporting entity, which may be a legal entity, or a portion of an entity
- revising the definitions of an asset and a liability
- removing the probability threshold for recognition and adding guidance on derecognition
- adding guidance on different measurement basis, and
- stating that profit or loss is the primary performance indicator and that, in principle, income and expenses in other comprehensive income should be recycled where this enhances the relevance or faithful representation of the financial statements.

No changes will be made to any of the current accounting standards. However, entities that rely on the Framework in determining their accounting policies for transactions, events or conditions that are not otherwise dealt with under the accounting standards will need to apply the revised Framework from 1 January, 2020. The application of the revised conceptual framework does not have a significant impact on the financial statement for the period under review.

##### **2.4.36.1.2 Amendments to IAS 1 and IAS 8 Definition of materiality**

In October 2018, the IASB issued amendments to IAS 1 Presentation of Financial Statements and IAS 8 Accounting Policies, Changes in Accounting Estimates and Errors to align the definition of 'material' across the standards and to clarify certain aspects of the definition. The new definition states that, 'Information is material if omitting, misstating or obscuring it could reasonably be expected to influence decisions that the primary users of general-purpose financial statements make on the basis of those financial statements, which provide financial information about a specific reporting entity.

The IASB refined its definition of materiality to make it easier to understand. It is now aligned across IFRS Standards and the conceptual framework. The changes to definition of material (Amendments to IAS 1 and IAS 8) all relate to a revised definition of "material" which is quoted below from the 16 final amendments; "information is material if omitting, misstating or obscuring it could reasonably be expected to influence decisions that the primary users of general purpose financial statements make on the basis of these financial statements, which provide financial information about a specific reporting entity".

The Board has also removed the definition of material omissions or misstatements from IAS 8 Accounting policies, changes in Accounting Estimates and Errors.

The amendments are effective from 1 January 2020 but may be applied earlier. However, the Board does not expect significant changes in the refinements are not intended to alter the concept of materiality. The amendments to the definition of material does not have an impact on the financial statements of the Group.



## **MUTUAL BENEFITS ASSURANCE PLC**

### **SUMMARY OF SIGNIFICANT ACCOUNTING POLICIES - Continued**

#### **2.4.36 Changes in accounting policy and disclosures - Continued**

##### **2.4.36.1.3 Amendments to IFRS 3: Definition of a Business**

In October 2018, the IASB issued amendments to the definition of a business in IFRS 3 Business combinations to help entities determine whether an acquired set of activities and assets is a business or not. They clarify the minimum requirements for a business, remove the assessment of whether market participants are capable of replacing any missing elements, add guidance to help entities assess whether an acquired process is substantive, narrow the definitions of a business and of outputs, and introduce an optional fair value concentration test. New illustrative examples were provided along with the amendments. Since the amendments apply prospectively to transactions or other events that occur on or after the date of first application, the Group will not be affected by these amendments on the date on transition. The amendment has been considered in the preparation of these financial statements and it does not significantly affect the Group in term of our financial position or profitability.

##### **2.4.36.1.4 Amendments to IFRS 9, IAS 39 and IFRS 7- Interest Rate Benchmark Reform**

In September 2019, the IASB issued amendments to IFRS 9, IAS 39 and IFRS 7, which concludes phase one of its work to respond to the effects of Interbank Offered Rates (IBOR) reform on financial reporting. The amendments provide temporary reliefs which enable hedge accounting to continue during the period of uncertainty before the replacement of an existing interest rate benchmark with an alternative nearly risk-free interest rate (an RFR).

The amendments to IFRS 9 The amendments include a number of reliefs, which apply to all hedging relationships that are directly affected by the interest rate benchmark reform. A hedging relationship is affected if the reform gives rise to uncertainties about the timing and/or amount of benchmark-based cash flows of the hedged item or the hedging instrument.

Application of the reliefs is mandatory. The first three reliefs provide for:

- ▶ The assessment of whether a forecast transaction (or component thereof) is highly probable
- ▶ Assessing when to reclassify the amount in the cash flow hedge reserve to profit and loss
- ▶ The assessment of the economic relationship between the hedged item and the hedging instrument

For each of these reliefs, it is assumed that the benchmark on which the hedged cash flows (whether or not contractually specified) and/or for relief three, the benchmark on which the cash flows of the hedging instrument are based, are not altered as a result of IBOR reform.

The fourth relief provides that, for a benchmark component of interest rate risk that is affected by IBOR reform, the requirement that the risk component is separately identifiable need be met only at the inception of the hedging relationship. Where hedging instruments and hedged items may be added to or removed from an open portfolio in a continuous hedging strategy, the separately identifiable requirement need only be met when hedged items are initially designated within the hedging relationship. To the extent that a hedging instrument is altered so that its cash flows are based on an RFR, but the hedged item is still based on IBOR (or vice versa), there is no relief from measuring and recording any ineffectiveness that arises due to differences in their changes in fair value. The reliefs continue indefinitely in the absence of any of the events described in the amendments. When an entity designates a group of items as the hedged item, the requirements for when the reliefs cease are applied separately to each individual item within the designated group of items. The amendments also introduce specific disclosure requirements for hedging relationships to which the reliefs are applied.

The amendments have been considered in the preparation of these financial statements and it does not significantly affect the Group in term of our financial position or profitability.

## **MUTUAL BENEFITS ASSURANCE PLC**

### **SUMMARY OF SIGNIFICANT ACCOUNTING POLICIES - Continued**

#### **2.4.36 Changes in accounting policy and disclosures - Continued**

##### **2.4.36.2 New and amended standards that are not yet effective**

A number of new standards, amendment to standards and interpretations are effective for annual periods beginning after 1 January 2020 and earlier application is permitted; however, the Group has not applied the following new or amended standards in preparing these financial statements. The Group does not plan to early adopt these standards. These will be adopted in the period that they become mandatory and applicable unless otherwise indicated. Those Standards, Amendments to Standards, and interpretations which we considered may be relevant to the Company are set below;

##### **2.4.36.2.1 Covid-19 Related Rent Concessions - Amendment to IFRS 16**

The decisions by governments in many countries to curtail the spread of the Coronavirus, otherwise known as COVID-19, has had far reaching effects on the global economy. Many businesses have had to stop operations or adopt the approach of virtual working. As a result, business activities and resulting cash flows have been significantly interrupted which is already resulting in some major economic downturn.

To respond to this situation, many governments have offered certain reliefs to businesses. In addition, parties to contracts are beginning to renegotiate contract terms for reliefs and concessions. One of such reliefs or concessions is providing some relief regarding rent holidays and temporary rent reductions.

The grant of reliefs and concessions has therefore triggered some accounting issues to which the International Accounting Standard Board (IASB) has provided certain responses. In May 2020, the IASB issued amendments to IFRS 16 on Leases to address the accounting and reporting issues arising from the rent concessions provided to lessees as a response to the COVID-19 Pandemic. The amendment has been considered in the preparation of these financial statements and it does not significantly affect the Group in term of our financial position or profitability.

##### **2.4.36.2.2 IFRS 17 - Insurance Contracts**

In May 2017, the IASB issued IFRS 17 Insurance Contracts, a comprehensive new accounting standard for insurance contracts covering recognition and measurement, presentation and disclosure, which replaces IFRS 4 Insurance Contracts.

In contrast to the requirements in IFRS 4, which are largely based on grandfathering previous local accounting policies for measurement purposes, IFRS 17 provides a comprehensive model (the general model) for insurance contracts, supplemented by the variable fee approach for contracts with direct participation features that are substantially investment-related service contracts, and the premium allocation approach mainly for short- duration which typically applies to certain non-life insurance contracts.

IFRS 17 supersedes IFRS 4 Insurance Contracts and aims to increase comparability and transparency about profitability. The new standard introduces a new comprehensive model ("general model") for the recognition and measurement of liabilities arising from insurance contracts. In addition, it includes a simplified approach and modifications to the general measurement model that can be applied in certain circumstances and to specific contracts, such as:

- Reinsurance contracts held;
- Direct participating contracts; and
- Investment contracts with discretionary participation features.

## **MUTUAL BENEFITS ASSURANCE PLC**

### **SUMMARY OF SIGNIFICANT ACCOUNTING POLICIES - Continued**

#### **2.4.36.2 New and amended standards that are not yet effective**

##### **2.4.36.2.2 IFRS 17 - Insurance Contracts - continued**

Under the new standard, investment components are excluded from insurance revenue and service expenses. Entities can also choose to present the effect of changes in discount rates and other financial risks in profit or loss or OCI. The new standard includes various new disclosures and requires additional granularity in disclosures to assist users to assess the effects of insurance contracts on the entity's financial statements.

The Group is in the process of determining the impact of IFRS 17 and will provide more detailed disclosure on the impact in future financial statements.

The main features of the new accounting model for insurance contracts are, as follows:

- ▶ The measurement of the present value of future cash flows, incorporating an explicit risk adjustment, re-measured every reporting period (the fulfilment cash flows);
- ▶ A Contractual Service Margin (CSM) that is equal and opposite to any day one gain in the fulfilment cashflows of a group of contracts. The CSM represents the unearned profitability of the insurance contracts and is recognised in profit or loss over the service period (i.e., coverage period);
- ▶ Certain changes in the expected present value of future cash flows are adjusted against the CSM and thereby recognised in profit or loss over the remaining contractual service period;
- ▶ The effect of changes in discount rates will be reported in either profit or loss or other comprehensive income, determined by an accounting policy choice;
- ▶ The recognition of insurance revenue and insurance service expenses in the statement of comprehensive income based on the concept of services provided during the period;
- ▶ Amounts that the policyholder will always receive, regardless of whether an insured event happens (non-distinct investment components) are not presented in the income statement, but are recognised directly on the balance sheet;
- ▶ Insurance services results (earned revenue less incurred claims) are presented separately from the insurance finance income or expense;
- ▶ Extensive disclosures to provide information on the recognised amounts from insurance contracts and the nature and extent of risks arising from these contracts.

IFRS 17 is effective for annual reporting periods beginning on or after 1 January 2023, with comparative figures required. Early application is permitted, provided the entity also applies IFRS 9 and IFRS 15 on or before the date it first applies IFRS 17. Retrospective application is required. However, if full retrospective application for a group of insurance contracts is impracticable, then the entity is required to choose either a modified retrospective approach or a fair value approach.

The Group started a project to implement IFRS 17 and has been performing a high-level impact assessment of IFRS 17. The Group expects that the new standard will result in an important change to the accounting policies for insurance contract liabilities of the Group and is likely to have a significant impact on profit and total equity together with presentation and disclosure.

## **MUTUAL BENEFITS ASSURANCE PLC**

### **SUMMARY OF SIGNIFICANT ACCOUNTING POLICIES - Continued**

#### **2.4.36.2 New and amended standards that are not yet effective**

##### **2.4.36.2.3 Amendments to IFRS 10 and IAS 28: Sale or Contribution of Assets between an Investor and Its Associate or Joint Venture**

The amendments address the conflict between IFRS 10 and IAS 28 in dealing with the loss of control of a subsidiary that is sold or contributed to an associate or joint venture. The amendments clarify that the gain or loss resulting from the sale or contribution of assets that constitute a business, as defined in IFRS 3, between an investor and its associate or joint venture, is recognized in full.

Any gain or loss resulting from the sale or contribution of assets that do not constitute a business, however, is recognised only to the extent of unrelated investors' interests in the associate or joint venture. The IASB has deferred the effective date of these amendments indefinitely, but an entity that early adopts the amendments must apply them prospectively. The amendments are not expected to have an impact on the financial statements of the Group.

##### **2.4.36.2.4 Interest Rate Benchmark Reform - Phase 2 (Amendments to IFRS 9, IAS 39, IFRS 7, IFRS 4 and IFRS 16)**

The objective of the second phase of the Board's project was to assist entities in providing useful information about the effects of the transition to alternative benchmark rates and support preparers in applying the requirements of IFRS Standards when changes are made to contractual cash flows or hedging relationships as a result of the transition to an alternative benchmark interest rate. The amendments affect the following key areas: changes in the basis for determining the contractual cash flows as a result of benchmark interest rate reform, hedge accounting and disclosures. The amendments are not expected to have an impact on the financial statements of the Group.

##### **2.4.36.2.5 Reference to the Conceptual Framework - Amendment to IFRS 3**

On May 14, 2020, the IASB published Reference to the Conceptual Framework (Amendments to IFRS 3) with amendments to IFRS 3, Business Combinations that update an outdated reference in IFRS 3 without significantly changing its requirements. IFRS 3, Business Combinations specifies how an entity should account for the assets and liabilities it acquires when it obtains control of a business. IFRS 3 requires an entity to refer to the Conceptual Framework for Financial Reporting (Conceptual Framework) to determine what constitutes an asset or a liability.

Originally, IFRS 3 required an entity to refer to the version of the Conceptual Framework that existed when IFRS 3 was developed. The purpose of this project was to update IFRS 3 to require an entity to refer instead to a later version issued in March 2018. The amendments are not expected to have an impact on the financial statements of the Group.

**2.4.36.2.6 Property, Plant and Equipment: Proceeds before Intended Use - Amendments to IAS 16**  
Property, Plant and Equipment – Proceeds before Intended Use (Amendments to IAS 16) amends the standard to prohibit deducting from the cost of an item of property, plant and equipment any proceeds from selling items produced while bringing that asset to the location and condition necessary for it to be capable of operating in the manner intended by management. Instead, an entity recognises the proceeds from selling such items, and the cost of producing those items, in profit or loss. The amendments are not expected to have an impact on the financial statements of the Group.

**2.4.36.2.7 Onerous Contracts - Costs of Fulfilling a Contract - Amendment to IAS 37**  
IAS 37, Provisions, Contingent Liabilities and Contingent Assets did not specify which costs to include in estimating the cost of fulfilling a contract for the purpose of assessing whether that contract is onerous. Research conducted by the IFRS Interpretations Committee indicated that differing views on which costs to include could lead to material differences in the financial statements of entities that enter into some types of contracts.

## **MUTUAL BENEFITS ASSURANCE PLC**

### **SUMMARY OF SIGNIFICANT ACCOUNTING POLICIES - Continued**

#### **2.4.36.2 New and amended standards that are not yet effective - continued**

In this project, the International Accounting Standards Board (IASB) developed amendments to IAS 37 to clarify that for the purpose of assessing whether a contract is onerous, the cost of fulfilling the contract includes both the incremental costs of fulfilling that contract and an allocation of other costs that relate directly to fulfilling contracts.

The Board issued the amendments in May 2020. The amendments are effective for contracts for which an entity has not yet fulfilled all its obligations on or after January 1, 2022 with earlier application being permitted. However, this has been critically evaluated and the Group has come to a conclusion that this does not in any way would impact on the financial statements of the Group.

#### **2.4.36.2.8 First-time Adoption of International Financial Reporting Standards - Subsidiary as a first-time adopter**

The amendment permits a subsidiary that applies paragraph D16(a) of IFRS 1 to measure cumulative translation differences using the amounts reported by its parent, based on the parent's date of transition to IFRSs. The amendments are not expected to have an impact on the financial statements of the Group.

#### **2.4.36.2.9 IFRS 9: Fees in the '10 per cent' test for derecognition of financial liabilities**

The amendment clarifies which fees an entity includes when it applies the '10 per cent' test in paragraph B3.3.6 of IFRS 9 in assessing whether to derecognise a financial liability. An entity includes only fees paid or received between the entity (the borrower) and the lender, including fees paid or received by either the entity or the lender on the other's behalf. The amendments are not expected to have an impact on the financial statements of the Group.

#### **2.4.36.2.10 Classification of Liabilities as Current or Non-current (Amendments to IAS 1)**

On 23 January 2020, the International Accounting Standards Board (IASB or the Board) issued amendments to IAS 1 Presentation of Financial Statements (the amendments) to clarify the requirements for classifying liabilities as current or non-current. More specifically:

- (1) The amendments specify that the conditions which exist at the end of the reporting period are those which will be used to determine if a right to defer settlement of a liability exists.
- (2) Management expectations about events after the balance sheet date, for example on whether a covenant will be breached, or whether early settlement will take place, are not relevant.
- (3) The amendments clarify the situations that are considered settlement of a liability.

The new guidance will be effective for annual periods starting on or after 1 January 2023.

#### **2.4.37 Significant accounting judgements, estimates and assumptions**

The preparation of the Group's financial statements requires management to make judgements, estimates and assumptions that affect the reported amounts of revenues, expenses, assets and liabilities, and the disclosure of contingent liabilities, at the end of the reporting period. However, uncertainty about these assumptions and estimates could result in outcomes that require a material adjustment to the carrying amount of the asset or liability affected in future reporting periods.

Other disclosures relating to the Group's exposure to risks and uncertainties includes:

1. Capital management **Note 3.2**
2. Financial risk management and policies **Note 3.1.2**

#### **Judgements**

In the process of applying the Group's accounting policies, management has made the following judgements, which have the most significant effect on the amounts recognised in the consolidated financial statements:

## MUTUAL BENEFITS ASSURANCE PLC

### SUMMARY OF SIGNIFICANT ACCOUNTING POLICIES - Continued

#### 2.4.37 Significant accounting judgements, estimates and assumptions - continued

##### *Property lease classification - Group as lessor*

The Group has entered into commercial property leases on its investment property portfolio. The Group has determined, based on an evaluation of the terms and conditions of the arrangements, such as the lease term not constituting a major part of the economic life of the commercial property and the present value of the minimum lease payments not amounting to substantially all of the fair value of the asset, that it retains all the significant risks and rewards of ownership of these properties and accounts for the contracts as operating leases.

##### *Estimates and assumptions*

In the process of applying the Group's accounting policies, management has made the following judgements which have the most significant effect on the amounts recognised in the financial statements:

The key assumptions concerning the future and other key sources of estimation uncertainty at the reporting date, that have a significant risk of causing material adjustment to the carrying amounts of assets and liabilities within the next financial year, are described below.

The Group based its assumption and estimates on parameters available when the financial statements were prepared. Existing circumstances and assumptions about future developments, however, may change due to market changes or circumstances arising beyond the control of the Group. Such changes are reflected in the assumptions when they occur. Estimates and judgements are continually evaluated and based on historical experience and other factors, including expectations of future events that are believed to be reasonable under the circumstances.

##### *Life Insurance contract liabilities*

Life insurance liabilities are recognised when contracts are entered into and premiums are charged. These liabilities are measured using the net premium method. The liability is determined as the sum of the discounted value of the expected future benefits, claims handling and policy administration expenses, policyholder options and guarantees and investment income from assets backing such liabilities, which are directly related to the contract, less the discounted value of the expected premiums that would be required to meet the future cash outflows based on the valuation assumptions used. The liability is either based on current assumptions or calculated using the assumptions established at the time the contract was issued, in which case, a margin for risk and adverse deviation is generally included. A separate reserve for longevity may be established and included in the measurement of the liability. Furthermore, the liability for life insurance contracts comprises the provision for unearned premiums and premium deficiency, as well as for claims outstanding, which includes an estimate of the incurred claims that have not yet been reported to the Group. Adjustments to the liabilities at each reporting date are recorded in the statement of profit or loss in 'Gross change in contract liabilities'. Profits originated from margins for adverse deviations on run-off contracts are recognised in the statement of profit or loss over the life of the contract, whereas losses are fully recognised in the statement of profit or loss during the first year of run-off. The liability is derecognised when the contract expires, is discharged or cancelled.

The estimation of the ultimate liability arising from claims made under insurance contracts is the Group's most critical accounting estimate. There are several sources of uncertainty that need to be considered in the estimate of the liability that the company will ultimately pay for such claims. The uncertainty arises because all events affecting the ultimate settlement of the claims have not taken place and may not take place for some time.

Changes in the estimate of the provision may be caused by receipt of additional claim information, changes in judicial interpretation of contract, or significant changes in severity or frequency of claims from historical records. The estimates are based on the company's historical data and industry experience. The ultimate claims liability computation is subjected to a liability adequacy test by an actuarial consultant using actuarial models.

## MUTUAL BENEFITS ASSURANCE PLC

### SUMMARY OF SIGNIFICANT ACCOUNTING POLICIES - Continued

#### 2.4.37 Significant accounting judgements, estimates and assumptions - continued

The provision for unearned premiums represents that portion of premiums received or receivable that relates to risks that have not yet expired at the reporting date. The provision is recognised when contracts are entered into and premiums are charged and is brought to account as premium income over the term of the contract in accordance with the pattern of insurance service provided under the contract.

##### *Fair value investment property*

The valuation of investment properties is based on the price for which comparable land and properties are being exchanged hands or are being marketed for sale. Therefore, the market-approach Method of Valuation. By nature, detailed information on concluded transactions is difficult to come by. The past transactions and recent adverts are being relied upon in deriving the value of the subject properties. At least, eight properties will be analysed and compared with the subject property.

##### *Impairment losses on financial assets*

The measurement of impairment losses both under IFRS 9 across all categories of financial assets requires judgement, in particular, the estimation of the amount and timing of future cash flows and collateral values when determining impairment losses and the assessment of a significant increase in credit risk. These estimates are driven by a number of factors, changes in which can result in different levels of allowances.

The Group's ECL calculations are outputs of complex models with a number of underlying assumptions regarding the choice of variable inputs and their interdependencies. Elements of the ECL models that are considered accounting judgements and estimates include:

The Group's internal credit grading model, which assigns PDs to the individual grades

- The Group's criteria for assessing if there has been a significant increase in credit risk and so allowances for financial assets should be measured on a LTECL basis and the qualitative assessment
- The segmentation of financial assets when their ECL is assessed on a collective basis
- Development of ECL models, including the various formulas and the choice of inputs
- Determination of associations between macroeconomic scenarios and, economic inputs, such as unemployment levels and collateral values, and the effect on PDs, EADs and LGDs
- Selection of forward-looking macroeconomic scenarios and their probability weightings, to derive the economic inputs into the ECL models

##### *Fair value of financial instruments using valuation techniques*

The Directors use their judgment in selecting an appropriate valuation technique. Where possible, financial instruments are marked at prices quoted in active markets. In the current market environment, such price information is typically not available for all instruments and the company uses valuation techniques to measure such instruments. These techniques use "market observable inputs" where available, derived from similar assets in similar and active markets, from recent transaction prices for comparable items or from other observable market data. For positions where observable reference data are not available for some or all parameters the company estimates the non-market observable inputs used in its valuation models.

Other financial instruments are valued using a discounted cash flow analysis based on assumptions supported, where possible, by observable market prices or rates although some assumptions are not supported by observable market prices or rates.

**MUTUAL BENEFITS ASSURANCE PLC**
**CONSOLIDATED AND SEPARATE STATEMENTS OF PROFIT OR LOSS**

For the year ended 31 December 2020

For the year ended 31 December 2020		GROUP		COMPANY	
in thousands of Nigerian Naira	Notes	2020	2019	2020	2019
<b>Gross premium written</b>	4.1	19,983,843	18,697,839	9,207,506	8,366,641
Gross premium income	4.1	19,428,373	18,121,911	8,398,764	8,538,415
Premiums ceded to reinsurers	4.2	(3,349,341)	(2,832,796)	(2,262,009)	(1,958,821)
<b>Net premium income</b>	4.3	16,079,032	15,289,115	6,136,755	6,579,594
Fees and commission income	5	721,205	482,766	519,547	348,208
<b>Net underwriting income</b>		16,800,237	15,771,881	6,656,302	6,927,802
Net benefits and claims	6	7,995,711	5,926,745	3,556,150	2,227,111
Change in life fund	35.1.2	192,942	354,439	-	-
Change in annuity reserve	35.1.2	3,996	(94,408)	-	-
Underwriting expenses	7	4,931,501	4,186,117	2,147,094	2,117,318
<b>Net underwriting expenses</b>		13,124,150	10,372,893	5,703,244	4,344,429
<b>Underwriting profit</b>		3,676,087	5,398,988	953,058	2,583,373
Profit on investment contracts	8	416,303	1,074,178	-	-
Investment income	9	2,599,288	2,487,931	1,135,155	1,282,142
Net fair value gains on assets at FVTPL	10	3,292,431	974,962	1,127,088	445,511
Other income	11	1,697,590	71,759	1,616,965	21,697
Impairment (charge)/write-back on financial assets	12	(921,635)	(354,230)	(86,123)	2,087
Employee benefit expenses	13	(1,917,481)	(2,245,924)	(989,293)	(1,060,858)
Management expenses	14	(3,959,046)	(3,798,865)	(2,011,304)	(1,907,871)
Net foreign exchange gains/ (losses)	15	149,869	(74,110)	149,869	(74,110)
<b>Results of operating activities</b>		5,033,406	3,534,689	1,895,415	1,291,971
Finance costs	16	(23,351)	(50,964)	(13,088)	-
Finance income	17	31,970	270,329	-	-
<b>Profit before income tax</b>		5,042,025	3,754,054	1,882,327	1,291,971
Income tax credit/(expense)	18	67,184	(141,815)	(19,471)	(205,667)
<b>Profit for the year</b>		5,109,209	3,612,239	1,862,856	1,086,304
<b>Profit attributable to:</b>					
Owners of the parent		5,131,816	3,642,753	1,862,856	1,086,304
Non-controlling interests		(22,607)	(30,514)	-	-
		5,109,209	3,612,239	1,862,856	1,086,304
<b>Earnings per share:</b>					
Basic and diluted (kobo)	19	46	36	17	11

The accompanying summary of significant accounting policies and notes to the consolidated and separate financial statements are an integral part of these consolidated and separate financial statements.



**MUTUAL BENEFITS ASSURANCE PLC**
**CONSOLIDATED AND SEPARATE STATEMENTS OF OTHER COMPREHENSIVE INCOME**
*For the year ended 31 December 2020*

<i>In thousands of Nigerian Naira</i>	<i>Notes</i>	<b>GROUP</b>		<b>COMPANY</b>	
		<b>2020</b>	<b>2019</b>	<b>2020</b>	<b>2019</b>
Profit for the year		5,109,209	3,612,239	1,862,856	1,086,304
<b>Other comprehensive income (net of tax):</b>					
Items that may be reclassified to the profit or loss account in subsequent periods:					
Foreign currency translation gain/ (loss) (net of tax)		478,319	(185,811)	-	-
		478,319	(185,811)	-	-
<b>Other comprehensive income not to be reclassified to profit or loss in subsequent periods (net of tax)</b>					
Net revaluation (losses)/gains on equity instrument at FVOCI	21.1	(205,326)	(385,051)	2,166	3,631
		(205,326)	(385,051)	2,166	3,631
<b>Total other comprehensive income for the year, net of tax</b>		<b>272,993</b>	<b>(570,862)</b>	<b>2,166</b>	<b>3,631</b>
<b>Total comprehensive income for the year, net of tax</b>		<b>5,382,202</b>	<b>3,041,377</b>	<b>1,865,022</b>	<b>1,089,935</b>
<b>Total comprehensive income attributable to:</b>					
Owners of the parent		5,149,271	3,080,239	1,865,022	1,089,935
Non-controlling interests	51	232,931	(38,862)	-	-
		5,382,202	3,041,377	1,865,022	1,089,935

The accompanying summary of significant accounting policies and notes to the consolidated and separate financial statements are an integral part of these consolidated and separate financial statements.

**MUTUAL BENEFITS ASSURANCE PLC**  
**CONSOLIDATED AND SEPARATE STATEMENTS OF FINANCIAL POSITION**

As at 31 December 2020 In thousands of Nigerian Naira	Notes	GROUP		COMPANY	
		2020	2019	2020	2019
<b>ASSETS</b>					
Cash and cash equivalents	20	11,420,144	6,821,006	4,761,993	2,146,927
Equity instruments at fair value through OCI	21.1	140,641	345,967	60,008	57,842
Financial assets at fair value at through profit or loss	21.2	21,899,279	7,669,217	5,879,688	3,377,844
Loans and receivables	21.3	12,849,870	11,181,262	250,916	277,110
Debt Instruments at amortised cost	21.4	18,824,128	23,377,552	7,625,685	5,257,169
Financial assets held for trading pledged as collateral	22	140,648	123,742	140,648	123,742
Trade receivables	23	348,617	563,813	182,138	316,582
Reinsurance assets	24	4,311,840	4,313,967	1,885,227	1,823,103
Other receivables and prepayments	25	865,217	1,119,275	267,111	200,825
Deferred acquisition costs	26	587,978	526,618	432,422	355,388
Finance lease receivables	27	657	83,552	657	83,552
Inventories	28	169,799	436,156	-	-
Investment properties	29	6,721,000	6,931,000	56,000	56,000
Intangible assets	31	46,853	50,090	12,706	23,957
Property, plant and equipment	32	3,423,421	3,426,326	2,219,816	2,398,161
Investments in subsidiaries	30	-	-	6,120,000	6,000,000
Statutory deposit	33	500,000	500,000	300,000	300,000
Deposit for investment in equity	34	7,238	7,238	29,238	127,238
Deferred tax assets	42.1	612,077	300,815	91,556	65,718
<b>Total assets</b>		<b>82,869,407</b>	<b>67,777,596</b>	<b>30,315,809</b>	<b>22,991,158</b>
<b>LIABILITIES</b>					
Insurance contract liabilities	35	17,572,283	14,100,805	7,428,602	5,028,508
Investment contract liabilities	36	28,447,267	26,266,129	-	-
Trade payables	37	2,127,006	2,415,121	756,603	1,227,507
Other liabilities	38	3,409,284	1,380,767	1,954,097	375,331
Deposit liabilities	39	301,618	389,640	-	-
Current income tax liabilities	41	904,704	893,369	616,987	642,173
Borrowings	40	3,890,130	6,752,845	3,890,130	6,752,845
Deferred tax liabilities	42.2	1,528,578	1,045,224	659,568	709,191
<b>Total liabilities</b>		<b>58,180,870</b>	<b>53,243,900</b>	<b>15,305,987</b>	<b>14,735,555</b>
<b>EQUITY</b>					
Share capital	43.2	5,586,367	5,586,367	5,586,367	5,586,367
Treasury shares	44	(250)	(250)	(250)	(250)
Deposit for Shares	45	4,800,000	-	4,800,000	-
Foreign currency translation reserve	46	1,161,602	938,821	-	-
Contingency reserve	47	4,172,059	3,462,493	3,118,041	2,745,470
Fair value reserve	48	(878,937)	(673,611)	(133,900)	(136,066)
Revaluation reserve	49	1,520,131	1,520,131	1,339,395	1,339,395
Retained Earnings/ (accumulated losses)	50	6,993,787	2,598,898	300,169	(1,279,313)
<b>Total shareholders' fund</b>		<b>23,354,759</b>	<b>13,432,849</b>	<b>15,009,822</b>	<b>8,255,603</b>


The accompanying summary of significant accounting policies and notes to the consolidated and separate financial statements are an integral part of these consolidated and separate financial statements.


# MUTUAL BENEFITS ASSURANCE PLC


## CONSOLIDATED AND SEPARATE STATEMENTS OF FINANCIAL POSITION - Continued

		GROUP		COMPANY	
As at 31 December 2020					
<i>in thousands of Nigerian Naira</i>	Notes	2020	2019	2020	2019
<b>Total equity attributable to the:</b>					
Owners of the parent		23,354,759	13,432,849	15,009,822	8,255,603
Non-controlling interests in equity	51	1,333,778	1,100,847	-	-
<b>Total equity</b>		<b>24,688,537</b>	<b>14,533,696</b>	<b>15,009,822</b>	<b>8,255,603</b>
<b>Total liabilities and equity</b>		<b>82,869,407</b>	<b>67,777,596</b>	<b>30,315,809</b>	<b>22,991,158</b>

The consolidated and separate financial statements and accompanying summary of significant accounting policies and notes to the consolidated and separate financial statements were approved and authorised for issue by the Board of Directors on 29 March 2021 and were signed on its behalf by:

  
 Dr. Akin Ogunbiyi  
 FRC/2013/CIIN/00000003114  
 Chairman

  
 Olufemi Asenuga  
 FRC/2013/CIIN/00000003104  
 Acting Managing Director/ CEC

  
 Mr. Abayomi Ogunwo  
 FRC/2015/ICAN/00000011225  
 Chief Finance Officer

The accompanying summary of significant accounting policies and notes to the consolidated and separate financial statements are an integral part of these consolidated and separate financial statements.

**MUTUAL BENEFITS ASSURANCE PLC**
**CONSOLIDATED STATEMENT OF CHANGES IN EQUITY**

Group	Attributable to equity holders of the Company											
For the year 31 December 2020		Share capital	Treasury shares	Deposit for shares	Foreign currency translation reserve	Contingency reserve	Fair value reserve	Revaluation reserve	Retained earnings	Total	Non - controlling interests	Total equity
In thousands of Nigerian Naira	Notes											
As at 1 January 2019		4,000,000	(250)	-	1,116,284	2,960,268	(288,560)	1,520,131	(372,549)	8,935,324	174,699	9,110,023
Total comprehensive income for the year:												
Profit for the year		-	-	-	-	-	-	-	3,642,753	3,642,753	(30,514)	3,612,239
Other comprehensive income		-	-	-	(177,463)	-	(385,051)	-	-	(562,514)	(8,348)	(570,862)
Total comprehensive income for the year, net of tax		-	-	-	(177,463)	-	(385,051)	-	3,642,753	3,080,239	(38,862)	3,041,377
Transactions with owners of equity												
Rights Issue	43.2	1,586,367	-	-	-	-	-	-	-	1,586,367	-	1,586,367
Right issue share expenses		-	-	-	-	-	-	-	(169,081)	(169,081)	-	(169,081)
Inflow from NCI for acquisition of subsidiary shares	51	-	-	-	-	-	-	-	-	-	965,010	965,010
Transfer to contingency reserve	47	-	-	-	-	502,225	-	-	(502,225)	-	-	-
Total transactions with owners of equity		1,586,367	-	-	-	502,225	-	-	(671,306)	1,417,286	965,010	2,382,296
As at 31 December 2019		5,586,367	(250)	-	938,821	3,462,493	(673,611)	1,520,131	2,598,898	13,432,849	1,100,847	14,533,696
As at 1 January 2020		5,586,367	(250)	-	938,821	3,462,493	(673,611)	1,520,131	2,598,898	13,432,849	1,100,847	14,533,696
Total comprehensive income for the year:												
Profit for the year		-	-	-	-	-	-	-	5,131,816	5,131,816	(22,607)	5,109,209
Other comprehensive income		-	-	-	222,781	-	(205,326)	-	-	17,455	255,538	272,993
Total comprehensive income for the year, net of tax		-	-	-	222,781	-	(205,326)	-	5,131,816	5,149,272	232,931	5,382,202
Transactions with owners of equity												
Deposit for shares	43.2	-	-	4,800,000	-	-	-	-	-	4,800,000	-	4,800,000
Share issue expenses		-	-	-	-	-	-	-	(116,558)	(116,558)	-	(116,558)
Unclaimed dividends		-	-	-	-	-	-	-	89,197	89,197	-	89,197
Transfer to contingency reserve	47	-	-	-	-	709,566	-	-	(709,566)	-	-	-
Total transactions with owners of equity		-	-	4,800,000	-	709,566	-	-	(736,927)	4,772,639	-	4,772,639
As at 31 December 2020		5,586,367	(250)	4,800,000	1,161,602	4,172,059	(878,937)	1,520,131	6,993,788	23,354,759	1,333,778	24,688,537

The accompanying summary of significant accounting policies and notes to the consolidated and separate financial statements are an integral part of these consolidated and separate financial statements.

# MUTUAL BENEFITS ASSURANCE PLC

## SEPARATE STATEMENT OF CHANGES IN EQUITY

### Company

<i>For the year ended 31 December 2020 in thousands of Nigerian Naira</i>	<i>Notes</i>	<b>Share capital</b>	<b>Treasury shares</b>	<b>Deposit for shares</b>	<b>Contingency reserve</b>	<b>Fair value reserve</b>	<b>Revaluation reserve</b>	<b>Retained earnings/ Accumulated losses</b>	<b>Total</b>
<b>As at 1 January 2019</b>		4,000,000	(250)	-	2,494,470	(139,697)	1,339,395	(1,945,536)	5,748,382
Total comprehensive income for the year:									
Profit for the year		-	-	-	-	-	-	1,086,304	1,086,304
Other comprehensive income		-	-	-	-	3,631	-	-	3,631
<b>Total comprehensive income for the year, net of tax</b>		-	-	-	-	3,631	-	1,086,304	1,089,935
<b>Transactions with owners of equity</b>									
Rights Issue		1,586,367	-	-	-	-	-	-	1,586,367
Right issue share expenses		-	-	-	-	-	-	(169,081)	(169,081)
Transfer to contingency reserve		-	-	-	251,000	-	-	(251,000)	-
<b>Total transactions with owners of equity</b>		1,586,367	-	-	251,000	-	-	(420,081)	1,417,286
<b>As at 31 December 2019</b>		5,586,367	(250)	-	2,745,470	(136,066)	1,339,395	(1,279,313)	8,255,603
<b>As at 1 January 2020</b>		5,586,367	(250)	-	2,745,470	(136,066)	1,339,395	(1,279,313)	8,255,603
Total comprehensive income for the year:									
Profit for the year		-	-	-	-	-	-	1,862,856	1,862,856
Other comprehensive income		-	-	-	-	2,166	-	-	2,166
<b>Total comprehensive income for the year, net of tax</b>		-	-	-	-	2,166	-	1,862,856	1,865,022
<b>Transactions with owners of equity</b>									
Deposit for Shares		-	-	4,800,000	-	-	-	-	4,800,000
Unclaimed dividends		-	-	-	-	-	-	89,197	89,197
Transfer to contingency reserve		-	-	-	372,571	-	-	(372,571)	-
<b>Total transactions with owners of equity</b>		-	-	4,800,000	372,571	-	-	(283,374)	4,889,197
<b>As at 31 December 2020</b>		5,586,367	(250)	4,800,000	3,118,041	(133,900)	1,339,395	300,169	15,009,822

The accompanying summary of significant accounting policies and notes to the consolidated and separate financial statements are an integral part of these consolidated and separate financial statements.

**MUTUAL BENEFITS ASSURANCE PLC**  
**CONSOLIDATED AND SEPARATE STATEMENTS OF CASH FLOWS**

For the year ended 31 December 2020

In thousands of Nigerian Naira

For the year ended 31 December 2020		GROUP		COMPANY	
in thousands of Nigerian Naira		2020	2019	2020	2019
	Notes				
<b>Cash flows from operating activities</b>					
Cash received from insurance contract policy holders		19,733,489	18,720,778	8,876,400	7,924,695
Cash received from investment contract policy holders		11,568,246	12,508,839	-	-
Cash withdrawal by investment contract policy holders	36	(12,289,060)	(13,553,409)	-	-
Additions to deposit for premium	37.1	752,104	930,794	109,100	547,377
Commission received		734,975	521,326	543,855	376,855
Reinsurance paid		(3,017,264)	(2,887,438)	(2,258,423)	(2,039,079)
Claims paid	6	(7,954,688)	(7,984,675)	(3,146,778)	(3,191,280)
Claims recovered from reinsurers	24.2	1,866,206	1,915,932	601,081	841,154
Commission paid		(3,876,423)	(3,115,031)	(1,589,178)	(1,123,207)
Payments to employees	13	(1,917,481)	(2,245,924)	(989,293)	(1,060,858)
Other cash received		153,757	342,088	41,162	21,697
Cash paid to brokers, suppliers and other providers of services		(3,101,693)	(4,630,768)	(1,732,798)	(2,334,937)
Income tax paid	41	(312,689)	(376,252)	(120,118)	(187,354)
<b>Net cash flows from/(used in) operating activities</b>	<b>52</b>	<b>2,339,478</b>	<b>146,259</b>	<b>335,010</b>	<b>(224,937)</b>
<b>Investing activities:</b>					
Purchase of intangible assets	31	(11,090)	(28,494)	-	(25,205)
Purchase of property, plants and equipments	32	(190,547)	(124,139)	(74,825)	(73,600)
Proceeds from sale of properties, plant and equipment		8,145	2,789	2,950	965
Investment income received		3,054,750	2,319,345	950,986	562,484
Dividend Income	9.1	19,846	1,904	16,066	1,904
Receipts on finance lease receivables	27.1	3,428	79,282	3,428	79,283
Receipts on loans and advances		-	2,310,000	-	-
Purchase of financial instruments at fair value through profit or loss	21.2.1.1	(10,344,408)	(6,581,216)	(1,220,320)	(3,045,514)
Proceed from sale of financial instruments at fair value through profit or loss	21.2.1.1	-	3,461,225	-	2,961,225
Purchase of debt instruments at amortised cost	21.4.1	(19,139,067)	(22,609,687)	(8,000,249)	(5,038,900)
Redemption of debt instruments at amortised cost	21.4.1	23,798,734	19,727,124	5,674,151	4,836,963
Proceeds from sale of investment properties		110,000	75,000	-	-
Investment in subsidiary	30	-	-	-	(2,000,000)
Payment for deposit for shares	34	-	-	(22,000)	(120,000)
<b>Net cash flows used in investing activities</b>		<b>(2,690,210)</b>	<b>(1,366,867)</b>	<b>(2,669,813)</b>	<b>(1,860,394)</b>
<b>Financing activities</b>					
Deposit for shares		4,800,000	-	4,800,000	-
Increase in non-controlling interest	51	-	965,010	-	-
Issue of shares		-	1,586,367	-	1,586,367
<b>Net cash flows from financing activities</b>		<b>4,800,000</b>	<b>2,551,377</b>	<b>4,800,000</b>	<b>1,586,367</b>
<b>Net Increase/(decrease) in cash and cash equivalents</b>		<b>4,449,269</b>	<b>1,330,769</b>	<b>2,465,197</b>	<b>(498,964)</b>
Effects of exchange rate changes on cash and cash equivalents		149,869	6,890	149,869	6,890
Cash and cash equivalents as at 1 January		6,821,006	5,483,347	2,146,927	2,639,001
<b>Cash and cash equivalents as at 31 December</b>	<b>20</b>	<b>11,420,144</b>	<b>6,821,006</b>	<b>4,761,993</b>	<b>2,146,927</b>

The accompanying summary of significant accounting policies and notes to the consolidated and separate financial statements are an integral part of these consolidated and separate financial statements.

**MUTUAL BENEFITS ASSURANCE PLC**  
**NOTES TO THE CONSOLIDATED AND SEPARATE FINANCIAL STATEMENTS**

**For the year ended 31 December 2020**

**3.1 Management of Insurance and financial risks**

**3.1.1 Insurance risks management**

The principal risk the Group faces under insurance contracts is that the actual claims and benefit payments or the timing thereof, differ from expectations. This is influenced by the frequency of claims, severity of claims, actual benefits paid and subsequent development of long-term claims. Therefore, the objective of the Group is to ensure that sufficient reserves are available to cover these liabilities.

The risk exposure is mitigated by diversification across a large portfolio of insurance contracts and geographical areas. The variability of risks is also improved by careful selection and implementation of underwriting strategy guidelines, as well as the use of reinsurance arrangements.

The Group purchases reinsurance as part of its risks mitigation programme. Reinsurance ceded is placed on both a proportional and non-proportional basis. The majority of proportional reinsurance is quota-share reinsurance which is taken out to reduce the overall exposure of the Group to certain classes of business. Non-proportional reinsurance is primarily excess-of-loss reinsurance designed to mitigate the Group's net exposure to catastrophe losses. Retention limits for the excess-of-loss reinsurance vary by product line and territory.

Amounts recoverable from reinsurers are estimated in a manner consistent with the outstanding claims provision and are in accordance with the reinsurance contracts. Although the Group has reinsurance arrangements, it is not relieved of its direct obligations to its policyholders and thus a credit exposure exists with respect to ceded insurance, to the extent that any reinsurer is unable to meet its obligations assumed under such reinsurance agreements. The Group's placement of reinsurance is diversified such that it is neither dependent on a single reinsurer nor are the operations of the Group substantially dependent upon any single reinsurance contract.

**(a) Life Insurance contracts**

Life insurance contracts offered by the Group include: whole life, term assurance, annuities plan, anticipated endowment insurance, mortgage protection, individual savings and protection, child education, mutual education guarantee assurance and keyman assurance policy.

Term Assurance is a form of Life Insurance policy that pays out a lump sum (Sum Assured) in the event of the death of the policy holder. The insurance can be extended to cover permanent disability and medical expenses incurred as a result of an accident.

Mortgage Protection policy is a reducing term assurance scheme which guarantees the payment of balance outstanding in respect of the loan given by a financial institution (Mortgage) to a Life Assured (Mortgagor) should he die before the loan is fully repaid.

Endowment assurance policy pays to the beneficiaries of a deceased assured compensation which is equal to the Sum Assured selected by him/her from the commencement of the policy. It also guarantees that the capital sum (Sum Assured) all the accrued reversionary bonuses over the years be paid in the event that he/she survives till the end of the insurance year.

Individual Savings and Protection Plan is an anti-inflationary and income protection plan designed to assist all categories of individual cultivate a consistent savings culture and provide for their beneficiaries at death. A plan holder starts making a compulsory and regular savings for a number of years, which shall not be less than five years. Flexibility in the frequency of the premium payment is allowed.

Annuity Plan is a contract to pay a set amount (the annuity) every month or quarter while the annuitant (the person on whose life the contract depends) is still alive. Annuities are usually expressed in terms of the annual amount payable although in practice they can be payable monthly, quarterly, half-yearly or yearly. There are Immediate Annuity Plan, Deferred Annuity Plan, Guaranteed Annuity Plan, Annuity Certain and Increasing Annuity.

The main risks that the Group is exposed to are as follows:

- Mortality risk - risk of loss arising due to policyholder death/health experience being different than expected
- Longevity risk - risk of loss arising due to the annuitant living longer than expected
- Investment return risk - risk of loss arising from actual returns being different than expected
- Expense risk - risk of loss arising from expense experience being different than expected
- Policyholder decision risk - risk of loss arising due to policyholder experiences (lapses and surrenders) being different than expected

**MUTUAL BENEFITS ASSURANCE PLC**

**NOTES TO THE CONSOLIDATED AND SEPARATE FINANCIAL STATEMENTS - Continued**

For the year ended 31 December 2020

(a) *Life insurance contracts - Continued*

These risks do not vary significantly in relation to the location of the risk insured by the Group, type of risk insured or by industry.

The Group's underwriting strategy is designed to ensure that risks are well diversified in terms of type of risk and level of insured benefits. This is largely achieved through diversification across industry sectors and geography, the use of medical screening in order to ensure that pricing takes account of current health conditions and family medical history, regular review of actual claims experience and product pricing, as well as detailed claims' handling procedures. Underwriting limits are in place to enforce appropriate risk selection criteria. For example, the Group has the right not to renew individual policies, it can impose deductibles and it has the right to reject the payment of fraudulent claims. Insurance contracts also entitle the Group to pursue third parties for payment of some or all costs. The Group further enforces a policy of actively managing and promptly pursuing claims, in order to reduce its exposure to unpredictable future developments that can negatively impact the Group.

For contracts for which death or disability is the insured risk, the significant factors that could increase the overall frequency of claims are epidemics, widespread changes in lifestyle and natural disasters, resulting in earlier or more claims than expected. Group life reinsurance retention limits of ₦15,000,000 on any single life insured and ₦10,000,000 on all high risk individuals insured are in place.

The insurance risk described above is also affected by the contract holder's right to pay reduced premiums or no future premiums, to terminate the contract completely or to exercise guaranteed annuity options. As a result, the amount of insurance risk is also subject to contract holder behaviour.

The following tables show the concentration of life insurance contract liabilities.

	GROUP			COMPANY		
	31 Dec-2020			31 Dec-2020		
<i>In thousands of Nigerian Naira</i>	Gross	Reinsurance	Net	Gross	Reinsurance	Net
Whole life and term assurance	9,051,613	1,862,233	7,189,380	-	-	-
Credit Life Assurance Scheme	67,802	-	67,802	-	-	-
<b>Total</b>	<b>9,119,415</b>	<b>1,862,233</b>	<b>7,257,182</b>	<b>-</b>	<b>-</b>	<b>-</b>

	GROUP			COMPANY		
	31 Dec-2019			31 Dec-2019		
<i>In thousands of Nigerian Naira</i>	Gross	Reinsurance	Net	Gross	Reinsurance	Net
Whole life and term assurance	8,373,845	2,127,927	6,245,918	-	-	-
Credit Life Assurance Scheme	58,589	-	58,589	-	-	-
<b>Total</b>	<b>8,432,434</b>	<b>2,127,927</b>	<b>6,304,507</b>	<b>-</b>	<b>-</b>	<b>-</b>

The geographical concentration of the Group's life insurance contract liabilities is shown below. The disclosure is based on the countries where the business is written. The analysis would not be materially different if based on the countries in which the counterparties are situated.

	GROUP			COMPANY		
	31 Dec-2020			31 Dec-2020		
<i>In thousands of Nigerian Naira</i>	Gross	Reinsurance	Net	Gross	Reinsurance	Net
Nigeria	8,871,953	1,862,233	7,009,720	-	-	-
Liberia	247,462	-	247,462	-	-	-
<b>Total</b>	<b>9,119,415</b>	<b>1,862,233</b>	<b>7,257,182</b>	<b>-</b>	<b>-</b>	<b>-</b>

	GROUP			COMPANY		
	31 Dec-2019			31 Dec-2019		
<i>In thousands of Nigerian Naira</i>	Gross	Reinsurance	Net	Gross	Reinsurance	Net
Nigeria	8,121,750	2,127,927	5,993,823	-	-	-
Liberia	310,684	-	310,684	-	-	-
<b>Total</b>	<b>8,432,434</b>	<b>2,127,927</b>	<b>6,304,507</b>	<b>-</b>	<b>-</b>	<b>-</b>



MUTUAL BENEFITS ASSURANCE PLC  
NOTES TO THE CONSOLIDATED AND SEPARATE FINANCIAL STATEMENTS – Continued  
For the year ended 31 December 2020

(a) Life insurance contracts - Continued

Key assumptions

Material judgement is required in determining the liabilities and in the choice of assumptions. Assumptions in use are based on past experience, current internal data, external market indices and benchmarks which reflect current observable market prices and other published information. Assumptions and prudent estimates are determined at the date of valuation and no credit is taken for possible beneficial effects of voluntary withdrawals. Assumptions are further evaluated on a continuous basis in order to ensure realistic and reasonable valuations.

The key assumptions to which the estimation of liabilities is particularly sensitive are, as follows:

► Mortality and morbidity rates

Assumptions are based on standard industry and national tables, according to the type of contract written and the territory in which the insured person resides. They reflect recent historical experience and are adjusted when appropriate to reflect the Group's own experiences. An appropriate, but not excessive, prudent allowance is made for expected future improvements. Assumptions are differentiated by sex, underwriting class and contract type.

An increase in rates will lead to a larger number of claims (and claims could occur sooner than anticipated), which will increase the expenditure and reduce profits for the shareholders.

► Longevity

Assumptions are based on standard industry and national tables, adjusted when appropriate to reflect the Group's own risk experience. An appropriate, but not excessive, prudent allowance is made for expected future improvements. Assumptions are differentiated by sex, underwriting class and contract type. An increase in longevity rates will lead to an increase in the number of annuity payments to be made, which will increase the expenditure and reduce profits for the shareholders.

► Lapse and surrender rates

Lapses relate to the termination of policies due to non-payment of premiums. Surrenders relate to the voluntary termination of policies by policyholders. Policy termination assumptions are determined using statistical measures based on the Group's experience and vary by product type, policy duration and sales trends.

An increase in lapse rates early in the life of the policy would tend to reduce profits for shareholders, but later increases are broadly neutral in effect.

► Discount rate

Life insurance liabilities are determined as the sum of the discounted value of the expected benefits and future administration expenses directly related to the contract, less the discounted value of the expected theoretical premiums that would be required to meet these future cash outflows. Discount rates are based on current industry risk rates, adjusted for the Group's own risk exposure.

A decrease in the discount rate will increase the value of the insurance liability and therefore reduce profits for the shareholders.

**MUTUAL BENEFITS ASSURANCE PLC**

**NOTES TO THE CONSOLIDATED AND SEPARATE FINANCIAL STATEMENTS - Continued**

For the year ended 31 December 2020

(a) *Life insurance contracts - Continued*

**Sensitivities**

The following analysis is performed for reasonably possible movements in key assumptions with all other assumptions held constant, showing the impact on gross and net liabilities, profit before tax and equity. The correlation of assumptions will have a significant effect in determining the ultimate claims liabilities, but to demonstrate the impact due to changes in assumptions, assumptions had to be changed on an individual basis. It should be noted that movements in these assumptions are non-linear. Sensitivity information will also vary according to the current economic assumptions, mainly due to the impact of changes to both the intrinsic cost and time value of options and guarantees. When options and guarantees exist, they are the main reason for the asymmetry of sensitivities. The method used for deriving sensitivity information and significant assumptions made did not change from the previous period.

**Life insurance contracts**

<b>31 Dec-2020</b>		<b>GROUP</b>			
<i>in thousands of Nigerian Naira</i>	Change in assumptions	Increase/ (decrease) on gross liabilities	Increase/ (decrease) on net liabilities	Increase/ (decrease) on profit before tax	Increase/ (decrease) on equity
Mortality/morbidity rate	+10%	35,862	35,862	35,862	35,862
Longevity	+10%	(2,386)	(2,386)	(2,386)	(2,386)
Lapse and surrenders rate	+10%	(207)	(207)	(207)	(207)
Discount rate	+1%	(96,745)	(96,745)	(96,745)	(96,745)
Mortality/morbidity rate	-10%	(41,390)	(41,390)	(41,390)	(41,390)
Longevity	-10%	2,458	2,458	2,458	2,458
Lapse and surrenders rate	-10%	275	275	275	275
Discount rate	-1%	97,602	97,602	97,602	97,602

<b>31 Dec-2019</b>		<b>GROUP</b>			
<i>in thousands of Nigerian Naira</i>	Change in assumptions	Increase/ (decrease) on gross liabilities	Increase/ (decrease) on net liabilities	Increase/ (decrease) on profit before tax	Increase/ (decrease) on equity
Mortality/morbidity rate	+10%	35,039	35,039	35,039	24,527
Longevity	+10%	(2,192)	(2,192)	(2,192)	(1,534)
Lapse and surrenders rate	+10%	(99)	(99)	(99)	(69)
Discount rate	+1%	(25,170)	(25,170)	(25,170)	(17,619)
Mortality/morbidity rate	-10%	(30,272)	(30,272)	(30,272)	(21,190)
Longevity	-10%	2,259	2,259	2,259	1,581
Lapse and surrenders rate	-10%	136	136	136	95
Discount rate	-1%	9,668	9,668	9,668	6,768

<b>COMPANY</b>			
Increase/ (decrease) on gross liabilities	Increase/ (decrease) on net liabilities	Increase/ (decrease) on profit before tax	Increase/ (decrease) on equity
35,862	35,862	35,862	35,862
(2,386)	(2,386)	(2,386)	(2,386)
(207)	(207)	(207)	(207)
(96,745)	(96,745)	(96,745)	(96,745)
(41,390)	(41,390)	(41,390)	(41,390)
2,458	2,458	2,458	2,458
275	275	275	275
97,602	97,602	97,602	97,602

<b>COMPANY</b>			
Increase/ (decrease) on gross liabilities	Increase/ (decrease) on net liabilities	Increase/ (decrease) on profit before tax	Increase/ (decrease) on equity
35,039	35,039	35,039	24,527
(2,192)	(2,192)	(2,192)	(1,534)
(99)	(99)	(99)	(69)
(25,170)	(25,170)	(25,170)	(17,619)
(30,272)	(30,272)	(30,272)	(21,190)
2,259	2,259	2,259	1,581
136	136	136	95
9,668	9,668	9,668	6,768

**MUTUAL BENEFITS ASSURANCE PLC**

**NOTES TO THE CONSOLIDATED AND SEPARATE FINANCIAL STATEMENTS - Continued**

For the year ended 31 December 2020

(b) *Non-life insurance contracts*

The Group principally issues the following types of general insurance contracts: motor, general accident, Bond, Marine, Fire, Aviation and Oil and Gas. Risks under non-life insurance policies usually cover twelve months duration.

For general insurance contracts, the most significant risks arise from climate changes, natural disasters and terrorist activities. For longer tail claims that take some years to settle, there is also inflation risk.

These risks do not vary significantly in relation to the location of the risk insured by the Group, type of risk insured and by industry.

The above risk exposure is mitigated by diversification across a large portfolio of insurance contracts and geographical areas. The variability of risks is improved by careful selection and implementation of underwriting strategies, which are designed to ensure that risks are diversified in terms of type of risk and level of insured benefits. This is largely achieved through diversification across industry sectors and geography. Furthermore, strict claim review policies to assess all new and ongoing claims, regular detailed review of claims handling procedures and frequent investigation of possible fraudulent claims are established to reduce the risk exposure of the Group. The Group further enforces a policy of actively managing and promptly pursuing claims, in order to reduce its exposure to unpredictable future developments that can negatively impact the business. Inflation risk is mitigated by taking expected inflation into account when estimating insurance contract liabilities.

The Group has also limited its exposure by imposing maximum claim amounts on certain contracts as well as the use of reinsurance arrangements in order to limit exposure material events.

The table below sets out the concentration of non-life insurance contract liabilities by type of contract:

31 Dec-2020				GROUP			COMPANY		
<i>In thousands of Nigerian Naira</i>				Gross liabilities	Reinsurance of liabilities	Net liabilities	Gross liabilities	Reinsurance of liabilities	Net liabilities
Motor				2,523,934	183,249	2,340,685	1,636,394	183,249	1,453,145
Fire				1,199,547	420,437	779,110	1,199,547	420,437	779,110
General Accident				2,462,450	962,862	1,499,588	2,325,727	962,862	1,362,865
Marine				981,723	213,993	767,730	981,723	213,993	767,730
Aviation & Oil and Gas				1,285,211	104,687	1,180,524	1,285,211	104,687	1,180,524
				<b>8,452,865</b>	<b>1,885,227</b>	<b>6,567,638</b>	<b>7,428,602</b>	<b>1,685,227</b>	<b>5,543,375</b>

31 Dec-2019				GROUP			COMPANY		
<i>In thousands of Nigerian Naira</i>				Gross liabilities	Reinsurance of liabilities	Net liabilities	Gross liabilities	Reinsurance of liabilities	Net liabilities
Motor				1,858,475	52,206	1,806,269	1,480,088	52,206	1,427,882
Fire				834,149	322,819	511,330	834,149	322,819	511,330
General Accident				1,681,236	1,074,773	606,463	1,419,761	1,074,773	344,988
Marine				648,260	170,012	478,248	648,260	170,012	478,248
Aviation & Oil and Gas				646,251	203,293	442,958	646,250	203,293	442,957
				<b>5,668,371</b>	<b>1,823,103</b>	<b>3,845,268</b>	<b>5,028,508</b>	<b>1,823,103</b>	<b>3,205,405</b>

**MUTUAL BENEFITS ASSURANCE PLC**

**NOTES TO THE CONSOLIDATED AND SEPARATE FINANCIAL STATEMENTS - Continued**

For the year ended 31 December 2020

(b) *Non-life insurance contracts - Continued*

*Key assumptions*

The principal assumption underlying the liability estimates is that the Group's future claims development will follow a similar pattern to past claims development experience. This includes assumptions in respect of average claim costs, claim handling costs, claim inflation factors and claim numbers for each accident year. Additional qualitative judgements are used to assess the extent to which past trends may not apply in the future, for example: one-off occurrence; changes in market factors such as public attitude to claiming; economic conditions; as well as internal factors such as portfolio mix, policy conditions and claims handling procedures.

*Change in assumptions and sensitivity analysis*

Sensitivity analyses are performed to test the variability around the reserves that are calculated at a best estimate level. The estimated claim amounts can never be an exact forecast of future claim amounts and therefore looking at how these claim amounts can vary can provide valuable information for business planning and risk appetite considerations.

A sensitivity analysis was done to determine how the IBNR reserve amount would change if we were to consider the 75th percentile as opposed to our best estimate figures included in reserve reviews as at 31 December 2020. The 75th percentile is a generally accepted level of prudence.

*Results based on the Normal Distribution*

We use the Normal distribution as a proxy for the distribution of the IBNR claims reserve with a mean equal to the best estimate reserve calculated for each class of business.

In order to determine the standard deviation of the distributions we equated the 0.5th percentile of the distributions to be equal to 0 thereby assuming that the IBNR reserve % cannot be negative.

Through the use of the mean and the 0.5th percentile we were able to calculate the implied standard deviations for each class.

*Change in assumptions and sensitivity analysis*

The results based on fitting a Normal distribution to the best estimate IBNR reserves as at 31 December 2020 are as follows:

<i>Class of Business in thousands of Nigerian Naira</i>	<i>Best estimate</i>		<i>75th percentile using Normal distribution</i>	
	<i>Gross IBNR</i>	<i>Net IBNR</i>	<i>Gross IBNR</i>	<i>Net IBNR</i>
Fire	241,796	137,399	305,111	173,377
General Accident	246,244	155,737	310,724	196,517
Marine & Aviation	243,513	152,463	307,277	192,387
Motor	101,402	92,104	127,955	116,221
Oil & Gas	299,065	299,065	377,376	377,376
<b>Total</b>	<b>1,132,020</b>	<b>836,768</b>	<b>1,428,443</b>	<b>1,059,878</b>

Overall there is a 26% increase from the best estimate calculated and that at the 75th percentile.

The 75th percentile is generally regarded as a prudent level for IBNR reserves. More importantly, the difference between the best estimate and the 75th percentile provides management with an indication of the variability inherent in the IBNR reserves.

Based on the assumption that reserves follow a Normal distribution, there is only a 25% chance that the gross IBNR reserves required by Mutual Benefits will exceed ₦1.428 billion as at 31 December 2020.

MUTUAL BENEFITS ASSURANCE PLC  
NOTES TO THE CONSOLIDATED AND SEPARATE FINANCIAL STATEMENTS - Continued  
For the year ended 31 December 2020

(1) Non-life Insurance contracts - Continued

Claims development table

The following tables show the estimates of cumulative incurred claims, including both claims notified and IBNR for each successive accident year at each reporting date, together with cumulative payments to date.

Basic Chain Ladder method (BCL)

Development factors were calculated using the last 3, 4, 5, 6 and 7 years of data by accident year or quarter. Ultimate development factors are calculated for each of the permutations and the most appropriate pattern is selected.

Ultimate development factors are applied to the paid data per accident year or quarter and an ultimate claim amount is calculated. The future claims (the ultimate claim amount less paid claims to date) are allocated to future payment periods in line with the development patterns calculated. The outstanding claims reported to date are then subtracted from the total future claims to give the resulting IBNR figure per accident year or quarter.

For cases where there were large losses that had been reported but not paid, and therefore would not have influenced the development patterns, the total case reserve were excluded from the calculation of the IBNR, i.e.  $IBNR = \text{Ultimate claim amount (excl. extreme large losses)} - \text{minus paid claims to date minus claims outstanding (excl. extreme large losses)}$

Assumptions underlying the BCL

The Basic Chain Ladder Method assumes that past experience is indicative of future experience i.e. that claims recorded to date will continue to develop in a similar manner in the future.

An implicit assumption is that, for an immature accident year, the claims observed thus far tell you something about the claims yet to be observed.

A further assumption is that it assumes consistent claim processing, a stable mix of types of claims, stable inflation and stable policy limits.

If any of these assumptions are invalidated, the results of the reserving exercise may prove to be inaccurate.

Loss Ratio method

For two (2) of the classes namely Energy and Aviation, there were very limited data. A BCL method was therefore inappropriate. Expected experience to date was considered as well as the average assumed Ultimate Loss ratio in carrying out the calculation.

Average delay durations were calculated from the data provided. In the absence of any data, various options were provided.

The IBNR is then calculated as: Expected % of claims to still arise in future based on average delay X average ultimate loss ratio assumed X earned premium for the current year

**MUTUAL BENEFITS ASSURANCE PLC**

**NOTES TO THE CONSOLIDATED AND SEPARATE FINANCIAL STATEMENTS - Continued**

For the year ended 31 December 2020

(b) *Non-life Insurance contracts - Continued*

*Assumptions underlying the Loss Ratio Method*

It was assumed that the average delay in reporting of claims will continue into the future. If it is expected that these delay assumptions no longer hold, an adjustment needs to be made to allow for this change in reporting. If the delay period in reporting is expected to have increased from previous years, the results shown in the report will be understated. Additionally, an estimate of the average ultimate loss ratio will need to be assumed. Loss ratios provided were used to obtain the average loss ratio as well as experience that has been seen to date in previous accident years. Although a reasonability check was not conducted on the loss ratios by comparing the loss ratios to industry figures, if the loss ratios average is not indicative of future experience, the IBNR calculated could be under/over estimated.

Unearned premium provision was calculated using a time - apportionment basis, in particular, the 365ths method. The same approach was taken for deferred acquisition cost. Combined ratio for financial year 31 December 2019 was calculated per class of business, taking into account the additional movement in claims reserves as at 31 December 2019 as a result of the IBNR figures calculated during the reserving exercise. This combined ratio was then applied to the UPR per class of business to determine the expected future underwriting experience for the unexpired risk period, and to ascertain whether the UPR held as at 31 December 2019 was deemed sufficient. The Additional Unexpired Risk Reserve (AURR) is limited to a minimum of 0, i.e. there is no allowance for reduction in the UPR due to expected future profits arising from premiums written which will be earned in future.

<i>in thousands of Nigerian Naira</i>		DEVELOPMENT YEARS						
Fire		0	1	2	3	4	5	6
Accident Year								
2014		113,696	249,224	253,131	265,388	252,197	252,646	252,542
2015		116,753	175,298	168,480	174,478	170,496	170,592	
2016		172,707	258,950	263,765	264,175	275,125		
2017		120,088	525,224	522,793	528,998			
2018		207,150	520,422	556,525				
2019		468,071	702,456					
2020		479,110						
Total		1,677,575	2,431,574	1,764,694	1,233,039	697,818	423,238	252,542

<i>in thousands of Nigerian Naira</i>		DEVELOPMENT YEARS						
General accident		0	1	2	3	4	5	6
Accident Year								
2014		143,805	566,565	342,519	324,544	525,067	524,501	323,909
2015		557,565	559,819	569,646	581,550	568,581	381,529	
2016		179,565	295,805	556,307	357,286	344,461		
2017		289,068	395,665	452,575	533,114			
2018		376,848	538,011	559,155				
2019		276,099	360,778					
2020		308,071						
Total		2,131,021	2,716,643	2,480,202	1,796,494	1,438,109	906,030	323,909

MUTUAL BENEFITS ASSURANCE PLC

NOTES TO THE CONSOLIDATED AND SEPARATE FINANCIAL STATEMENTS - Continued

For the year ended 31 December 2020

(b) Non-life Insurance contracts - Continued

Development claim tables

in thousands of Nigerian Naira

Marine and Aviation

	DEVELOPMENT YEARS						
Accident Year	0	1	2	3	4	5	6
2014	37,597	144,022	126,257	125,923	127,625	127,625	127,926
2015	89,090	180,665	175,509	182,276	182,564	185,020	
2016	72,495	117,525	146,796	175,495	175,595		
2017	109,101	211,754	214,107	215,546			
2018	149,661	240,657	285,473				
2019	135,360	258,202					
2020	264,606						
Total	857,910	1,152,825	948,142	699,240	485,784	312,645	127,926

in thousands of Nigerian Naira

Motor

	DEVELOPMENT YEARS						
Accident Year	0	1	2	3	4	5	6
2014	557,713	808,291	762,571	761,558	761,558	761,558	761,558
2015	644,665	732,127	715,961	714,789	715,522	711,751	
2016	686,053	776,475	770,899	751,299	749,943		
2017	809,480	974,211	922,115	927,595			
2018	975,582	1,069,981	1,060,872				
2019	1,187,742	1,281,292					
2020	900,434						
Total	5,761,669	5,642,377	4,232,418	3,155,241	2,227,023	1,473,309	761,558

in thousands of Nigerian Naira

Oil & Gas

	DEVELOPMENT YEARS						
Accident Year	0	1	2	3	4	5	6
2014	25	216,245	142,331	200,144	115,494	121,667	132,225
2015	23,844	29,937	68,155	74,559	67,939	67,939	
2016	517	5,946	9,339	25,054	36,991		
2017	27,566	78,467	150,270	557,200			
2018	1,106	1,151	111,919				
2019	-	225,426					
2020	19,215						
Total	72,273	557,172	482,014	856,957	220,424	189,606	132,225

3.1.2 Financial risks management

Introduction and overview

The Group is exposed to a range of financial risks through its financial instruments, insurance assets and insurance liabilities. The key financial risk is that in the long term its investments proceeds are not sufficient to fund the obligations arising from its insurance and investment contracts. The most important components of the financial risks are:

- (a) Credit risk
- (b) Liquidity risk
- (c) Market risk

(a) Credit risk

Credit risk is the risk that one party to a financial instrument or reinsurance contract will cause a financial loss for the other party by failing to discharge an obligation.

Mutual Benefits Assurance Group is exposed to risk relating to its loan and receivables, finance lease receivable, statutory deposits, bank balances, debt instruments at amortised cost, financial assets at FVPL, reinsurance receivables and trade receivables. Its receivables comprise trade receivables from customers, reinsurers and insurers recoverables and other receivables. There are no financial assets that are classified as past due and impaired whose terms have been negotiated.

The following policies and procedures are in place to mitigate the Group's exposure to credit risk:

The Group's credit risk policy sets out the assessment and determination of what constitutes credit risk for the Group. Compliance with the policy is monitored and exposures and breaches are reported to the Group's risk committee. The policy is regularly reviewed for pertinence and for changes in the risk environment.

Credit risk relating to financial instruments is monitored by the investments team of the Group. It is their responsibility to review and manage credit risk, including environmental risk for all of counterparties. The Group manages and controls credit risk by setting limits on the amount of risk it is willing to accept for individual counterparties and for industry concentrations, and by monitoring exposures in relation to such limits. It is the Group's policy to invest in high quality financial instruments with a low risk of default. If there is a significant increase in credit risk, the policy dictates that the instrument should be sold and amounts recovered reinvested in high quality instruments.

Reinsurance is placed with counterparties that have a good credit rating and concentration of risk is avoided by following policy guidelines in respect of counterparties' limits that are set each year by the board of directors and are subject to regular reviews. At each reporting date, management performs an assessment of creditworthiness of reinsurers and updates the reinsurance purchase strategy.

The credit risk in respect of customer balances incurred on non-payment of premiums or contributions (trade receivables) will only persist during the grace period specified in the policy document or trust deed until expiry, when the policy is either paid up or terminated. The contractual credit agreement is strictly in line with the regulator's "No Premium, No Cover" policy. Stringent measures have been placed by the regulator to guide against credit default. Credit risk exposure operates from the level of brokered transactions with little emphasis placed on direct business. The Group's credit risk exposure to brokered business is very low as the Group requires brokers to provide credit note which is due 30 days from receipt before inception insurance cover on behalf of their clients. In addition, commission paid to intermediaries is netted off against amounts receivable from them to reduce the risk of default.

The nature of the Group's exposure to credit risks and its objectives, policies and processes used to manage and measure the risks have not changed from the previous period.



**MUTUAL BENEFITS ASSURANCE PLC**

**NOTES TO THE CONSOLIDATED AND SEPARATE FINANCIAL STATEMENTS - Continued**

For the year ended 31 December 2020

**3.1.2 Financial risks management**

**(i) The Group's internal rating process**

The Group's investment team prepares internal ratings for instruments held in which its counterparties are rated using internal grades (investment grade, non-investment grade (satisfactory), non-investment grade (unsatisfactory), past due but not impaired, and individually impaired). The ratings are determined incorporating both qualitative and quantitative information that builds on information from risk rating agencies, supplemented with information specific to the counterparty and other external information that could affect the counterparty's behaviour. These information sources are first used to determine whether an instrument has had a significant increase in credit risk. The Group's internal credit rating grades:

Internal rating grade	Internal rating description	Agusto & Co. rating (when applicable)	Basis for ECL Provision	Basis for Interest Income Calculation
1-2	Investment grade	Aaa	12 month ECL	Gross carrying amount
3	Investment grade	Aa	12 month ECL	Gross carrying amount
4	Investment grade	A	12 month ECL	Gross carrying amount
5	Non-investment grade (satisfactory)	Bbb	Lifetime ECL	Gross carrying amount
6-7	Non-investment grade (unsatisfactory)	Bb	Lifetime ECL	Amortized cost
8-9	Non-investment grade (unsatisfactory)	B	Lifetime ECL	Amortized cost
10	Past due but not impaired	C	Lifetime ECL	Amortized cost
11-12	Individually impaired	D	Lifetime ECL, credit impaired	None

**(ii) Maximum exposure to credit risk**

The maximum exposure is shown gross, before the effect of mitigation. The maximum risk exposure presented below does not include the exposure that arises in the future as a result of the changes in values. The credit risk analysis below is presented in line with how the Group manages the risk. The Group manages its credit exposure based on the carrying value of the financial instruments and insurance and reinsurance assets.

Below is the analysis of the group's and company's maximum exposure to credit risk at the year end.

in thousands of Nigerian Naira	Group		Company	
	31-Dec-20	31-Dec-19	31-Dec-20	31-Dec-19
Cash and cash equivalents	11,482,360	6,059,322	4,765,603	2,137,642
Loans and receivables	13,681,586	11,649,855	252,243	279,023
Debt instruments at amortised cost	18,829,219	23,382,943	7,627,747	5,258,379
Financial assets at FVPL	21,807,991	7,645,303	5,788,400	3,353,930
Trade receivables	416,375	587,686	182,138	316,582
Reinsurance assets	2,396,137	3,155,625	77,831	830,287
Finance lease receivables	293,682	292,428	214,852	213,598
Other receivables	1,015,334	771,599	273,040	133,278
Statutory deposit	500,000	500,000	300,000	300,000
	<b>70,422,684</b>	<b>54,844,761</b>	<b>19,481,854</b>	<b>12,822,719</b>

MUTUAL BENEFITS ASSURANCE PLC

NOTES TO THE CONSOLIDATED AND SEPARATE FINANCIAL STATEMENTS - Continued

For the year ended 31 December 2020

(ii) Industry concentration analysis

All credit risks are concentrated across many industries in Nigeria. The Company monitors concentration of credit risk by sector.

In thousands of Nigerian Naira

31 December 2019	Group				Total	Company				Total
	Financial services	Real estate	Oil & Gas sector	Other		Financial services	Real estate	Oil & Gas sector	Other	
Cash and cash equivalents	11,482,360	-	-	-	11,482,360	4,765,603	-	-	-	4,765,603
Loans and advances	-	-	12,073,638	1,607,948	13,681,586	-	-	-	252,243	252,243
Debt instruments at amortised cost	18,829,219	-	-	-	18,829,219	7,627,747	-	-	-	7,627,747
Financial assets at FVPL	21,807,991	-	-	-	21,807,991	5,788,400	-	-	-	5,788,400
Trade receivables	416,375	-	-	-	416,375	182,138	-	-	-	182,138
Reinsurance assets	2,396,137	-	-	-	2,396,137	77,831	-	-	-	77,831
Other receivables	-	-	-	1,015,334	1,015,334	-	-	-	273,040	273,040
Finance lease receivables	-	-	-	293,682	293,682	-	-	-	214,852	214,852
Statutory deposit	500,000	-	-	-	500,000	300,000	-	-	-	300,000
	55,432,082	-	12,073,638	2,916,964	70,422,684	18,741,719	-	-	740,135	19,481,855

31 December 2019	Group				Total	Company				Total
	Financial services	Real estate	Oil & Gas sector	Other		Financial services	Real estate	Oil & Gas sector	Other	
Cash and cash equivalents	6,859,322	-	-	-	6,859,322	2,137,642	-	-	-	2,137,642
Loans and advances	-	-	10,070,981	1,578,874	11,649,855	-	-	-	279,023	279,023
Debt instruments at amortised cost	23,382,943	-	-	-	23,382,943	5,258,379	-	-	-	5,258,379
Financial assets at FVPL	7,645,303	-	-	-	7,645,303	3,353,930	-	-	-	3,353,930
Trade receivables	587,686	-	-	-	587,686	316,582	-	-	-	316,582
Reinsurance assets	3,155,625	-	-	-	3,155,625	830,287	-	-	-	830,287
Other receivables	-	-	-	771,599	771,599	-	-	-	133,278	133,278
Finance lease receivables	-	-	-	292,428	292,428	-	-	-	213,598	213,598
Statutory deposit	500,000	-	-	-	500,000	300,000	-	-	-	300,000
	42,130,879	-	10,070,981	2,642,901	54,844,761	12,196,820	-	-	625,899	12,822,719

MUTUAL BENEFITS ASSURANCE PLC

NOTES TO THE CONSOLIDATED AND SEPARATE FINANCIAL STATEMENTS - Continued

For the year ended 31 December 2020

(iii) Credit exposure by credit rating

The table below provides information regarding the credit risk exposure of the Group by classifying assets according to the Group's credit ratings of counterparties.

in thousands of Nigerian Naira

31 December 2020	Group					Company				
	Investment grade	Non investment grade satisfactory	Non investment grade unsatisfactory	Individually impaired	Total	Investment grade	Non investment grade satisfactory	Non investment grade unsatisfactory	Individually impaired	Total
Cash and cash equivalents	11,482,360	-	-	-	11,482,360	4,765,603	-	-	-	4,765,603
Loans and advances	1,468,833	12,212,753	-	-	13,681,586	252,243	-	-	-	252,243
Debt instruments at amortised cost	18,829,219	-	-	-	18,829,219	7,627,747	-	-	-	7,627,747
Financial assets at FVPL	21,807,991	-	-	-	21,807,991	5,788,400	-	-	-	5,788,400
Trade receivables	416,375	-	-	-	416,375	182,138	-	-	-	182,138
Reinsurance assets	2,396,137	-	-	-	2,396,137	77,831	-	-	-	77,831
Other receivables	750,795	-	-	264,539	1,015,334	273,040	-	-	-	273,040
Finance lease receivables	-	293,682	-	-	293,682	-	214,852	-	-	214,852
Statutory deposit	500,000	-	-	-	500,000	300,000	-	-	-	300,000
	57,651,710	12,506,435	-	264,539	70,422,684	19,267,002	214,852	-	-	19,481,854

31 December 2019	Group					Company				
	Investment grade	Non investment grade satisfactory	Non investment grade unsatisfactory	Individually impaired	Total	Investment grade	Non investment grade satisfactory	Non investment grade unsatisfactory	Individually impaired	Total
Cash and cash equivalents	6,859,322	-	-	-	6,859,322	2,137,642	-	-	-	2,137,642
Loans and advances	11,649,855	-	-	-	11,649,855	279,023	-	-	-	279,023
Debt instruments at amortised cost	23,382,943	-	-	-	23,382,943	5,258,379	-	-	-	5,258,379
Financial assets at FVPL	7,645,303	-	-	-	7,645,303	3,353,930	-	-	-	3,353,930
Trade receivables	587,686	-	-	-	587,686	316,582	-	-	-	316,582
Reinsurance assets	3,155,625	-	-	-	3,155,625	830,287	-	-	-	830,287
Other receivables	586,826	-	132,501	52,272	771,599	133,278	-	-	-	133,278
Finance lease receivables	-	292,428	-	-	292,428	-	213,598	-	-	213,598
Statutory deposit	500,000	-	-	-	500,000	300,000	-	-	-	300,000
	54,367,560	292,428	132,501	52,272	54,844,761	12,609,121	213,598	-	-	12,822,719

**MUTUAL BENEFITS ASSURANCE PLC**

**NOTES TO THE CONSOLIDATED AND SEPARATE FINANCIAL STATEMENTS - Continued**

For the year ended 31 December 2020

(iii) *Credit collateral*

The Group holds collateral and other credit enhancements against certain of its credit exposures. The following table sets out the principal types of collateral held against different types of financial assets.

Financial assets	Percentage of exposure that is subject to collateral				Principal type of collateral held
	Group		Company		
	2020	2019	2020	2019	
Loans to oil & gas sector	100%	100%	100%	100%	Oil & gas assets.
Loans to construction sector	100%	100%	100%	100%	Real estate properties, inventory.
Loans to policyholders	100%	100%	100%	100%	Cash deposits.
Staff loans	100%	100%	100%	100%	Real estate properties, vehicles, securities.
Finance lease	100%	100%	100%	100%	Underlying assets.

The loan-to-value (LTV) ratio of the financial assets above is not more than 70%. LTV is calculated as the ratio of the gross amount of the loan to the value of the collateral. The valuation of the collateral excludes any adjustments for obtaining and selling the collateral. The value of the collateral for residential mortgage loans is based on the collateral value at origination updated based on changes in house price indices. For credit-impaired loans the value of collateral is based on the most recent appraisals.

(iv) *Impairment assessment*

A summary of the assumptions underpinning the Group's expected credit loss (ECL) model is as stated in Note 2.3.37.

(iv) (a) *Significant increase in credit risk, default and cure*

The Group continuously monitors all assets subject to ECLs. In order to determine whether an instrument or a portfolio of instruments is subject to 12mECL or LTECL, the Group assesses whether there has been a significant increase in credit risk since initial recognition.

The Group considers that there has been a significant increase in credit risk when any contractual payments are more than 30 days past due. In addition, the Group also considers a variety of instances that may indicate unlikelihood to pay by assessing whether there has been a significant increase in credit risk. Such events include:

- Internal rating of the counterparty indicating default or near-default
- The counterparty having past due liabilities to public creditors or employees
- The counterparty (or any legal entity within the debtor's group) filing for bankruptcy application/protection
- Counterparty's listed debt or equity suspended at the primary exchange because of rumours or facts about financial difficulties

The Group considers a financial instrument defaulted and, therefore, credit-impaired for ECL calculations in all cases when the counterparty becomes 90 days past due on its contractual payments. The Group may also consider an instrument to be in default when internal or external information indicates that the Group is unlikely to receive the outstanding contractual amounts in full. In such cases, the Group recognizes a lifetime ECL.

In rare cases when an instrument identified as defaulted, it is the Group's policy to consider a financial instrument as 'cured' and therefore re-classified out of credit-impaired when none of the default criteria have been present for at least twelve consecutive months.

There has been no significant increase in credit risk or default for financial assets during the year.

(iv) (b) *Expected credit loss*

The Group assesses the possible default events within 12 months for the calculation of the 12mECL. Given the investment policy, the probability of default for new instruments acquired is generally determined to be minimal.

In rare cases where a lifetime ECL is required to be calculated, the probability of default is estimated based on economic scenarios.

(v) *Impairment losses on financial investments subject to impairment assessment*

The tables below show the credit quality and the maximum exposure to credit risk based on the Group's internal credit rating system and year-end stage classification. The amounts presented are gross of impairment allowances. Details of the Group's internal grading system are explained in Note 3.1.2 (a) (i).

MUTUAL BENEFITS ASSURANCE PLC

NOTES TO THE CONSOLIDATED AND SEPARATE FINANCIAL STATEMENTS - Continued

For the year ended 31 December 2020

3.1.2 Financial risks management

(a) Credit risk

(v) (a) Cash & short-term deposits in banks

Group	31-Dec-20			
<i>In thousands of Nigerian Naira</i>				
Internal rating grade	Stage 1	Stage 2	Stage 3	Total
Investment grade	11,341,418	-	-	11,341,418
Non-investment grade (satisfactory)	-	140,942	-	140,942
Total Gross Amount	11,341,418	140,942	-	11,482,360
ECL	(64,033)	(1,665)	-	(65,698)
Total Net Amount	11,277,385	139,277	-	11,416,662

An analysis of changes in the gross amount and the corresponding ECLs is, as follows:

<i>In thousands of Nigerian Naira</i>	31-Dec-20			
	Stage 1	Stage 2	Stage 3	Total
Gross carrying amount as at 1 January	6,735,399	123,923	-	6,859,322
New assets originated or purchased	66,723,527	140,942	-	66,864,469
Assets derecognised or repaid (excluding write offs)	(62,154,411)	(123,923)	-	(62,278,334)
Accrued interest capitalised	36,901	-	-	36,901
	4,606,018	17,019	-	4,623,037
At 31 December	11,341,418	140,942	-	11,482,360

<i>In thousands of Nigerian Naira</i>	Stage 1	Stage 2	Stage 3	Total
ECL allowance as at 1 January	54,653	1,243	-	55,896
New assets originated or purchased	64,033	1,665	-	65,698
Assets derecognised or repaid (excluding write offs)	(54,653)	(1,243)	-	(55,896)
	9,380	422	-	9,802
At 31 December	64,033	1,665	-	65,698

Company	31-Dec-20			
<i>In thousands of Nigerian Naira</i>				
Internal rating grade	Stage 1	Stage 2	Stage 3	Total
Investment grade	4,624,661	-	-	4,624,661
Non-investment grade (satisfactory)	-	140,942	-	140,942
Total Gross Amount	4,624,661	140,942	-	4,765,603
ECL	(4,056)	(1,665)	-	(5,721)
Total Net Amount	4,620,605	139,277	-	4,759,882

An analysis of changes in the gross amount and the corresponding ECLs is, as follows:

<i>In thousands of Nigerian Naira</i>	31-Dec-20			
	Stage 1	Stage 2	Stage 3	Total
Gross carrying amount as at 1 January	2,013,719	123,923	-	2,137,642
New assets originated or purchased	21,764,923	17,019	-	21,781,943
Assets derecognised or repaid (excluding write offs)	(19,153,982)	-	-	(19,153,982)
	2,610,942	17,019	-	2,627,961
At 31 December 2020	4,624,661	140,942	-	4,765,603

<i>In thousands of Nigerian Naira</i>	Stage 1	Stage 2	Stage 3	Total
ECL allowance as at 1 January	4,128	1,243	-	5,371
New assets originated or purchased	4,056	1,665	-	5,721
Assets derecognised or repaid (excluding write offs)	(4,128)	(1,243)	-	(5,371)
	(72)	422	-	350
At 31 December	4,056	1,665	-	5,721

31-Dec-19			
Stage 1	Stage 2	Stage 3	Total
6,735,399	-	-	6,735,399
-	123,923	-	123,923
6,735,399	123,923	-	6,859,322
(54,653)	(1,243)	-	(55,896)
6,680,746	122,680	-	6,803,426

31-Dec-19			
Stage 1	Stage 2	Stage 3	Total
5,322,138	166,779	-	5,488,917
6,735,398	123,923	-	6,859,321
(5,322,138)	(166,779)	-	(5,488,916)
	-	-	-
1,413,260	(42,856)	-	1,370,405
6,735,399	123,923	-	6,859,322

Stage 1	Stage 2	Stage 3	Total
19,862	2,195	-	22,057
56,909	2,753	-	59,662
(22,118)	(3,705)	-	(25,823)
34,791	(952)	-	33,839
54,653	1,243	-	55,896

31-Dec-19			
Stage 1	Stage 2	Stage 3	Total
2,013,719	-	-	2,013,719
-	123,923	-	123,923
2,013,719	123,923	-	2,137,642
(4,128)	(1,243)	-	(5,371)
2,009,591	122,680	-	2,132,271

31-Dec-19			
Stage 1	Stage 2	Stage 3	Total
2,285,413	166,779	-	2,452,192
2,013,719	123,923	-	2,137,642
(2,285,413)	(166,779)	-	(2,452,192)
(271,694)	(42,856)	-	(314,550)
2,013,719	123,923	-	2,137,642

Stage 1	Stage 2	Stage 3	Total
6,428	2,195	-	8,623
17,048	1,049	-	18,097
(19,937)	(1,412)	-	(21,349)
(2,300)	(952)	-	(3,252)
4,128	1,243	-	5,371

MUTUAL BENEFITS ASSURANCE PLC

NOTES TO THE CONSOLIDATED AND SEPARATE FINANCIAL STATEMENTS - Continued

For the year ended 31 December 2020

(v) (b) Loans and receivables

	31-Dec-20			
Group				
<i>In thousands of Nigerian Naira</i>				
Internal rating grade	Stage 1	Stage 2	Stage 3	Total
Investment grade	1,468,833	-	-	1,468,833
Non-investment grade (satisfactory)	-	12,212,753	-	12,212,753
Non-investment grade (unsatisfactory)	-	-	-	-
Past due but not impaired	-	-	-	-
Individually impaired	-	-	-	-
Total Gross Amount	1,468,833	12,212,753	-	13,681,586
ECL	(22,379)	(809,337)	-	(831,716)
Total Net Amount	1,446,454	11,403,416	-	12,849,870

An analysis of changes in the gross amount and the corresponding ECLs is, as follows:

	31-Dec-20			
<i>In thousands of Nigerian Naira</i>	Stage 1	Stage 2	Stage 3	Total
Gross carrying amount as at 1 January	11,649,855	-	-	11,649,855
New assets originated or purchased	339,433	-	-	339,433
Assets derecognised or repaid (excluding write offs)	(308,249)	2,002,657	-	1,694,408
Transfers to Stage 1	-	-	-	-
Transfers to Stage 2	(10,210,096)	10,210,096	-	-
Transfers to Stage 3	-	-	-	-
Amounts written off	(2,110)	-	-	(2,110)
	(10,181,022)	12,212,753	-	2,031,731
At 31 December	1,468,833	12,212,753	-	13,681,586

	Stage 1	Stage 2	Stage 3	Total
<i>In thousands of Nigerian Naira</i>				
ECL allowance as at 1 January	468,593	-	-	468,593
New assets originated or purchased	1,443	-	-	1,443
Assets derecognised or repaid (excluding write offs)	(3,082)	-	-	(3,082)
Transfers to Stage 1	-	-	-	-
Transfers to Stage 2	(444,553)	444,553	-	-
Transfers to Stage 3	-	-	-	-
Impact on year end ECL of exposures transferred between stages during the year	-	364,783	-	364,783
Amounts written off	(21)	-	-	(21)
	(446,214)	809,337	-	363,123
At 31 December	22,379	809,337	-	831,716

	31-Dec-19			
	Stage 1	Stage 2	Stage 3	Total
	11,649,855	-	-	11,649,855
	-	-	-	-
	-	-	-	-
	-	-	-	-
	11,649,855	-	-	11,649,855
	(468,593)	-	-	(468,593)
	11,181,262	-	-	11,181,262

	31-Dec-19			
	Stage 1	Stage 2	Stage 3	Total
	11,966,079	174,851	152,135	12,293,065
	2,839,651	-	-	2,839,651
	(3,069,474)	-	-	(3,069,474)
	-	-	-	-
	(59,411)	59,411	-	-
	-	0	-	-
	(26,990)	(234,262)	(152,135)	(413,387)
	(316,224)	(174,851)	(152,135)	(643,210)
	11,649,855	-	-	11,649,855

	Stage 1	Stage 2	Stage 3	Total
	222,649	58,584	134,014	415,247
	541,122	-	-	541,122
	(253,859)	(41,717)	-	(295,576)
	-	-	-	-
	(41,049)	41,049	-	-
	-	-	-	-
	-	57,629	-	57,629
	(270)	(115,545)	(134,014)	(249,829)
	245,944	(58,584)	(134,014)	53,346
	468,593	-	-	468,593

**MUTUAL BENEFITS ASSURANCE PLC**

**NOTES TO THE CONSOLIDATED AND SEPARATE FINANCIAL STATEMENTS - Continued**

For the year ended 31 December 2020

(v)(b) Loans and receivables

Company in thousands of Nigerian Naira	31-Dec-20			
Internal rating grade	Stage 1	Stage 2	Stage 3	Total
Investment grade	252,243	-	-	252,243
Non-investment grade (satisfactory)	-	-	-	-
Non-investment grade (unsatisfactory)	-	-	-	-
Past due but not impaired	-	-	-	-
Individually impaired	-	-	-	-
<b>Total Gross Amount</b>	<b>252,243</b>	<b>-</b>	<b>-</b>	<b>252,243</b>
ECL	(1,327)	-	-	(1,327)
<b>Total Net Amount</b>	<b>250,916</b>	<b>-</b>	<b>-</b>	<b>250,916</b>

An analysis of changes in the gross amount and the corresponding ECLs is, as follows:

in thousands of Nigerian Naira	31-Dec-20			
	Stage 1	Stage 2	Stage 3	Total
Gross carrying amount as at 1 January	279,023	-	-	279,023
New assets originated or purchased	45,932	-	-	45,932
Assets derecognised or repaid (excluding write offs)	(72,712)	-	-	(72,712)
	(26,780)	-	-	(26,780)
<b>At 31 December</b>	<b>252,243</b>	<b>-</b>	<b>-</b>	<b>252,243</b>

in thousands of Nigerian Naira	Stage 1	Stage 2	Stage 3	Total
ECL allowance as at 1 January	1,913	-	-	1,913
New assets originated or purchased	138	-	-	138
Assets derecognised or repaid (excluding write offs)	(724)	-	-	(724)
	(586)	-	-	(586)
<b>At 31 December</b>	<b>1,327</b>	<b>-</b>	<b>-</b>	<b>1,327</b>

(v)(c) Debt instruments at amortised cost

Group in thousands of Nigerian Naira	31-Dec-20			
Internal rating grade	Stage 1	Stage 2	Stage 3	Total
Investment grade	18,829,219	-	-	18,829,219
Non-investment grade (satisfactory)	-	-	-	-
Non-investment grade (unsatisfactory)	-	-	-	-
Past due but not impaired	-	-	-	-
Individually impaired	-	-	-	-
<b>Total Gross Amount</b>	<b>18,829,219</b>	<b>-</b>	<b>-</b>	<b>18,829,219</b>
ECL	(5,091)	-	-	(5,091)
<b>Total Net Amount</b>	<b>18,824,128</b>	<b>-</b>	<b>-</b>	<b>18,824,128</b>

31-Dec-19			
Stage 1	Stage 2	Stage 3	Total
279,023	-	-	279,023
-	-	-	-
-	-	-	-
-	-	-	-
<b>279,023</b>	<b>-</b>	<b>-</b>	<b>279,023</b>
<b>(1,913)</b>	<b>-</b>	<b>-</b>	<b>(1,913)</b>
<b>277,110</b>	<b>-</b>	<b>-</b>	<b>277,110</b>

31-Dec-19			
Stage 1	Stage 2	Stage 3	Total
328,957	-	-	328,957
20,640	-	-	20,640
(70,574)	-	-	(70,574)
(49,933)	-	-	(49,933)
<b>279,023</b>	<b>-</b>	<b>-</b>	<b>279,023</b>

Stage 1	Stage 2	Stage 3	Total
3,881	-	-	3,881
1,913	-	-	1,913
(3,881)	-	-	(3,881)
(1,968)	-	-	(1,968)
<b>1,913</b>	<b>-</b>	<b>-</b>	<b>1,913</b>

31-Dec-19			
Stage 1	Stage 2	Stage 3	Total
23,382,943	-	-	23,382,943
-	-	-	-
-	-	-	-
-	-	-	-
<b>23,382,943</b>	<b>-</b>	<b>-</b>	<b>23,382,943</b>
<b>(5,391)</b>	<b>-</b>	<b>-</b>	<b>(5,391)</b>
<b>23,377,552</b>	<b>-</b>	<b>-</b>	<b>23,377,552</b>

**MUTUAL BENEFITS ASSURANCE PLC**

**NOTES TO THE CONSOLIDATED AND SEPARATE FINANCIAL STATEMENTS - Continued**

For the year ended 31 December 2020

An analysis of changes in the gross amount and the corresponding ECLs is, as follows:

	31-Dec-20			
<i>in thousands of Nigerian Naira</i>	Stage 1	Stage 2	Stage 3	Total
Gross carrying amount as at 1 January	23,382,943	-	-	23,382,943
New assets originated or purchased	19,139,067	-	-	19,139,067
Assets derecognised or matured (excluding write offs)	(23,798,734)	-	-	(23,798,734)
Accrued interest capitalised	105,943	-	-	105,943
	(4,553,724)	-	-	(4,553,724)
At 31 December	18,829,219	-	-	18,829,219

<i>in thousands of Nigerian Naira</i>	Stage 1	Stage 2	Stage 3	Total
ECL allowance as at 1 January	5,391	-	-	5,391
New assets originated or purchased	5,091	-	-	5,091
Assets derecognised or matured (excluding write offs)	(5,391)	-	-	(5,391)
	(300)	-	-	(300)
At 31 December	5,091	-	-	5,091

<i>Company</i>	31-Dec-20			
<i>in thousands of Nigerian Naira</i>				
Investment grade	7,627,747	-	-	7,627,747
Non-investment grade (satisfactory)	-	-	-	-
Non-investment grade (unsatisfactory)	-	-	-	-
Past due but not impaired	-	-	-	-
Individually impaired	-	-	-	-
Total Gross Amount	7,627,747	-	-	7,627,747
ECL	(2,062)	-	-	(2,062)
Total Net Amount	7,625,685	-	-	7,625,685

An analysis of changes in the gross amount and the corresponding ECLs is, as follows:

	31-Dec-20			
<i>in thousands of Nigerian Naira</i>	Stage 1	Stage 2	Stage 3	Total
Gross carrying amount as at 1 January	5,258,379	-	-	5,258,379
New assets originated or purchased	13,258,627	-	-	13,258,627
Assets derecognised or matured (excluding write offs)	(5,674,151)	-	-	(5,674,151)
Accrued interest capitalised	43,270	-	-	43,270
	2,369,368	-	-	2,369,368
At 31 December	7,627,747	-	-	7,627,747

<i>in thousands of Nigerian Naira</i>	Stage 1	Stage 2	Stage 3	Total
ECL allowance as at 1 January	1,210	-	-	1,210
New assets originated or purchased	2,062	-	-	2,062
Assets derecognised or matured (excluding write offs)	(1,210)	-	-	(1,210)
	852	-	-	852
At 31 December	2,062	-	-	2,062

	31-Dec-19			
	Stage 1	Stage 2	Stage 3	Total
	19,352,837	-	-	19,352,837
	23,382,943	-	-	23,382,943
	(19,352,837)	-	-	(19,352,837)
	-	-	-	-
	4,030,106	-	-	4,030,106
	23,382,943	-	-	23,382,943

	Stage 1	Stage 2	Stage 3	Total
	6,266	-	-	6,266
	5,410	-	-	5,410
	(6,285)	-	-	(6,285)
	(875)	-	-	(875)
	5,391	-	-	5,391

	31-Dec-19			
	5,258,379	-	-	5,258,379
	-	-	-	-
	-	-	-	-
	-	-	-	-
	5,258,379	-	-	5,258,379
	(1,210)	-	-	(1,210)
	5,257,169	-	-	5,257,169

	31-Dec-19			
	Stage 1	Stage 2	Stage 3	Total
	4,462,696	-	-	4,462,696
	5,258,379	-	-	5,258,379
	(4,462,696)	-	-	(4,462,696)
	-	-	-	-
	795,683	-	-	795,683
	5,258,379	-	-	5,258,379

	Stage 1	Stage 2	Stage 3	Total
	1,450	-	-	1,450
	1,210	-	-	1,210
	(1,450)	-	-	(1,450)
	(240)	-	-	(240)
	1,210	-	-	1,210



MUTUAL BENEFITS ASSURANCE PLC

NOTES TO THE CONSOLIDATED AND SEPARATE FINANCIAL STATEMENTS - Continued

For the year ended 31 December 2020

(vi) (d) Finance Lease receivables

Group

in thousands of Nigerian Naira

	31-Dec-20			
Internal rating grade	Stage 1	Stage 2	Stage 3	Total
Investment grade	66,482	-	-	66,482
Non-investment grade (satisfactory)	-	96,535	-	96,535
Non-investment grade (unsatisfactory)	-	-	-	-
Past due but not impaired	-	-	-	-
Individually impaired	-	-	130,665	130,665
Total Gross Amount	66,482	96,535	130,665	293,682
ECL	(66,482)	(96,478)	(130,065)	(293,025)
Total Net Amount	(0)	57	600	657

An analysis of changes in the gross amount and the corresponding ECLs is, as follows:

	31-Dec-20			
in thousands of Nigerian Naira	Stage 1	Stage 2	Stage 3	Total
Gross carrying amount as at 1 January	176,148	-	116,280	292,428
New assets originated or purchased	-	96,535	-	96,535
Assets derecognised or matured (excluding write offs)	(115,603)	-	-	(115,603)
Accrued interest capitalised	4,683	-	-	4,683
Transfers to Stage 3	1,254	-	(1,254)	-
	(109,666)	96,535	14,385	1,254
At 31 December	66,482	96,535	130,665	293,682

in thousands of Nigerian Naira	Stage 1	Stage 2	Stage 3	Total
ECL allowance as at 1 January	13,765	-	195,111	208,876
New assets originated or purchased	52,717	96,478	-	149,195
Assets derecognised or matured (excluding write offs)	-	-	(65,046)	(65,046)
Transfers to Stage 1	-	-	-	-
Transfers to Stage 3	-	-	-	-
Changes to models and inputs used for ECL calculations	-	-	-	-
Amounts written off	-	-	-	-
	52,717	96,478	(65,046)	84,149
At 31 December	66,482	96,478	130,065	293,025

	31-Dec-19			
	Stage 1	Stage 2	Stage 3	Total
	176,148	-	-	176,148
	-	-	-	-
	-	-	-	-
	-	-	-	-
	-	-	116,280	116,280
	176,148	-	116,280	292,428
	(13,765)	-	(195,111)	(208,876)
	162,383	-	(78,831)	83,552

	31-Dec-19			
	Stage 1	Stage 2	Stage 3	Total
	124,952	-	195,110	320,062
	51,196	-	-	51,196
	-	-	(78,830)	(78,830)
	-	-	-	-
	51,196	-	(78,830)	(27,634)
	176,148	-	116,280	292,428

	Stage 1	Stage 2	Stage 3	Total
	8,797	-	195,111	203,908
	-	-	-	-
	-	-	-	-
	-	-	-	-
	4,968	-	-	4,968
	4,968	-	-	4,968
	13,765	-	195,111	208,876

MUTUAL BENEFITS ASSURANCE PLC

NOTES TO THE CONSOLIDATED AND SEPARATE FINANCIAL STATEMENTS - Continued

For the year ended 31 December 2020

(vi) (d) Finance Lease receivables

Company	31-Dec-20			
<i>in thousands of Nigerian Naira</i>	Stage 1	Stage 2	Stage 3	Total
Internal rating grade				
Investment grade	657	-	-	657
Non-investment grade (unsatisfactory)	-	84,130	-	84,130
Past due but not impaired	-	-	-	-
Individually impaired	-	-	130,065	130,065
Total Gross Amount	657	84,130	130,065	214,852
ECL	-	(84,130)	(130,065)	(214,195)
Total Net Amount	657	-	-	657

An analysis of changes in the gross amount and the corresponding ECLs is, as follows:

<i>in thousands of Nigerian Naira</i>	31-Dec-20			
	Stage 1	Stage 2	Stage 3	Total
Gross carrying amount as at 1 January	97,318	-	116,280	213,598
New assets originated or purchased	1,254	-	-	1,254
Assets derecognised or matured (excluding write offs)	-	-	-	-
Accrued interest capitalised	-	-	-	-
Transfers to Stage 1	-	-	-	-
Transfers to Stage 2	(84,130)	84,130	-	-
Transfers to Stage 3	(13,785)	-	13,785	-
	(96,661)	84,130	13,785	1,254
At 31 December	657	84,130	130,065	214,852

<i>in thousands of Nigerian Naira</i>	Stage 1	Stage 2	Stage 3	Total
ECL allowance as at 1 January	13,766	-	116,280	130,046
New assets originated or purchased	84,749	-	-	84,749
Assets derecognised or matured (excluding write offs)	-	-	(600)	(600)
Transfers to Stage 1	-	-	-	-
Transfers to Stage 2	(84,130)	84,130	-	-
Transfers to Stage 3	(13,766)	-	14,385	-
	(13,766)	84,130	13,785	84,149
At 31 December	-	84,130	130,065	214,195

31-Dec-19			
Stage 1	Stage 2	Stage 3	Total
97,318	-	-	97,318
-	-	-	-
-	-	-	-
-	-	116,280	116,280
97,318	-	116,280	213,598
(13,766)	-	(116,280)	(130,046)
83,552	-	-	83,552

31-Dec-19			
Stage 1	Stage 2	Stage 3	Total
124,952	-	116,280	241,232
(27,634)	-	-	(27,634)
-	-	-	-
-	-	-	-
(27,634)	-	-	(27,634)
97,318	-	116,280	213,598

Stage 1	Stage 2	Stage 3	Total
8,798	-	116,280	125,078
-	-	-	-
4,968	-	-	4,968
-	-	-	-
4,968	-	-	4,968
13,766	-	116,280	130,046

**MUTUAL BENEFITS ASSURANCE PLC**
**NOTES TO THE CONSOLIDATED AND SEPARATE FINANCIAL STATEMENTS - Continued**
**For the year ended 31 December 2020**
**(b) Liquidity risk**

Liquidity risk is the risk that cash may not be available to pay obligations when due at a reasonable cost. The Group mitigates this risk by monitoring cash activities and expected outflows. The Group's current liabilities arise as claims are made and clients request for termination of their investment-linked products. The Group has no material commitments for capital expenditures and there is no need for such expenditures in the normal course of business. Claims payments are funded by current operating cash flow including investment income.

The Group's investment policy requires that a reasonable percentage of the non-life portfolio be held in cash and cash equivalent; this highlights availability of liquid marketable securities sufficient to meet its liabilities as at when due. Cash and cash equivalents include cash in hand, cash at banks and short-term deposits with an original maturity of less than 90 days.

The limits are monitored and reported on a weekly and monthly basis to ensure that exposure of the Group's investment portfolio to this risk is properly managed.

Below is a summary of undiscounted contractual cashflows of financial assets matched with financial liabilities.

Group 31 December 2020 in thousands of Nigerian Naira	Carrying amount	1-6 months	6-12 months	1-5 years	Above 5 years	No maturity date	Gross total
Cash and cash equivalents	11,420,144	11,495,886	-	-	-	-	11,495,886
Loans and advances	12,849,870	301,789	1,693,517	18,632,193	89,599	-	20,717,097
Financial assets held for trading pledged as collateral	140,648	-	-	-	-	140,648	140,648
Financial assets fair value through profit or loss	21,899,279	952,175	952,175	9,521,754	31,962,032	91,288	43,479,425
Debt instruments at amortised cost	18,824,128	98,594	18,978,400	-	-	-	19,076,994
Trade receivables	348,617	348,617	-	-	-	-	348,617
Reinsurance assets	2,396,137	2,396,137	-	-	-	-	2,396,137
Other receivables	441,356	441,356	-	-	-	-	441,356
Finance lease receivables	657	11,624	3,639	-	-	-	15,263
<b>Total financial assets</b>	<b>68,320,836</b>	<b>16,046,179</b>	<b>21,627,731</b>	<b>28,153,947</b>	<b>32,051,631</b>	<b>231,936</b>	<b>98,111,423</b>
Investment contract liabilities	28,447,267	7,501,078	7,501,078	14,923,494	574,448	-	30,500,099
Insurance contract liabilities*	12,014,154	9,527,115	-	-	-	2,487,039	12,014,154
Trade payables*	990,356	990,356	-	-	-	-	990,356
Other liabilities*	3,353,828	3,353,828	-	-	-	-	3,353,828
Deposit liabilities	301,618	301,618	-	-	-	-	301,618
Borrowings	3,890,130	1,910,000	764,800	1,216,130	-	-	3,890,130
<b>Total financial liabilities</b>	<b>48,997,353</b>	<b>23,583,995</b>	<b>8,265,878</b>	<b>16,139,624</b>	<b>574,448</b>	<b>2,487,039</b>	<b>51,050,185</b>
<b>Total liquidity gap</b>	<b>19,323,483</b>	<b>(7,537,816)</b>	<b>13,362,653</b>	<b>12,014,323</b>	<b>31,477,182</b>	<b>(2,255,103)</b>	<b>47,061,239</b>

\*These balances are adjusted for non-financial items such as unearned premium, deferred commission, deposit for premium, WHT and VAT payable etc.

MUTUAL BENEFITS ASSURANCE PLC

NOTES TO THE CONSOLIDATED AND SEPARATE FINANCIAL STATEMENTS - Continued

For the year ended 31 December 2020

(b) Liquidity risk - Continued

Company 31 December 2020 in thousands of Nigerian Naira	Carrying amount	1-6 months	6-12 months	1-5 years	Above 5 years	No maturity date	Gross total
Cash and cash equivalents	4,761,993	4,767,629	-	-	-	-	4,767,629
Loans and advances	250,916	28,329	20,056	145,567	89,599	-	283,551
Financial assets held for trading pledged as collateral	140,648	-	-	-	-	140,648	140,648
Financial assets fair value through profit or loss	5,879,688	252,328	252,328	2,523,279	9,099,353	91,288	12,218,576
Debt Instruments at amortised cost	7,625,685	98,594	7,627,400	-	-	-	7,725,994
Trade receivables	182,138	182,138	-	-	-	-	182,138
Reinsurance assets	77,831	77,831	-	-	-	-	77,831
Other receivables	191,160	191,160	-	-	-	-	191,160
Finance lease receivables	657	11,624	3,639	-	-	-	15,263
<b>Total financial assets</b>	<b>19,110,716</b>	<b>5,609,633</b>	<b>7,903,423</b>	<b>2,668,847</b>	<b>9,188,952</b>	<b>231,936</b>	<b>25,602,791</b>
Insurance contract liabilities*	4,024,793	2,892,773	-	-	-	1,132,020	4,024,793
Trade payables*	338,461	338,461	-	-	-	-	338,461
Other liabilities*	1,928,132	1,928,132	-	-	-	-	1,928,132
Borrowings	3,890,130	1,910,000	764,000	1,216,130	-	-	3,890,130
<b>Total financial liabilities</b>	<b>10,181,516</b>	<b>7,069,366</b>	<b>764,000</b>	<b>1,216,130</b>	<b>-</b>	<b>1,132,020</b>	<b>10,181,516</b>
<b>Total liquidity gap</b>	<b>8,929,200</b>	<b>(1,459,733)</b>	<b>7,139,423</b>	<b>1,452,717</b>	<b>9,188,952</b>	<b>(900,084)</b>	<b>15,421,275</b>

\*These balances are adjusted for non-financial items such as unearned premium, deferred commission, WHT and VAT payable etc.

Group 31 December 2019 in thousands of Nigerian Naira	Carrying amount	1-6 months	6-12 months	1-5 years	Above 5 years	No maturity date	Gross total
Cash and cash equivalents	6,821,006	6,866,245	-	-	-	-	6,866,245
Loans and advances	11,181,262	1,434,355	11,277,245	156,598	97,591	-	12,965,789
Financial assets held for trading pledged as collateral	123,742	-	-	123,742	-	-	123,742
Financial assets fair value through profit or loss	7,669,217	387,063	434,891	4,253,257	15,217,513	-	20,292,724
Debt Instruments at amortised cost	23,377,552	530,307	24,610,500	-	-	-	25,140,807
Trade receivables	563,813	563,813	-	-	-	-	563,813
Reinsurance assets	3,155,625	3,155,625	-	-	-	-	3,155,625
Other receivables	618,599	618,599	-	-	-	-	618,599
Finance lease receivables	83,552	11,624	86,534	-	-	-	98,158
<b>Total financial assets</b>	<b>53,594,368</b>	<b>13,567,631</b>	<b>36,409,171</b>	<b>4,533,596</b>	<b>15,315,104</b>	<b>-</b>	<b>69,825,502</b>
Investment contract liabilities	26,266,129	6,925,948	6,925,948	13,779,265	530,404	-	28,161,564
Insurance contract liabilities*	9,098,146	7,371,037	1,217,080	-	-	1,727,109	10,315,226
Trade payables*	823,277	823,277	-	-	-	-	823,277
Other liabilities*	1,222,562	1,222,562	-	-	-	-	1,222,562
Deposit liabilities	389,640	389,640	-	-	-	-	389,640
Borrowings	6,752,845	-	4,935,000	-	1,817,845	-	6,752,845
<b>Total financial liabilities</b>	<b>44,552,599</b>	<b>16,732,464</b>	<b>13,078,027</b>	<b>13,779,265</b>	<b>2,348,249</b>	<b>1,727,109</b>	<b>47,665,114</b>
<b>Total liquidity gap</b>	<b>9,041,769</b>	<b>(3,164,833)</b>	<b>23,331,143</b>	<b>(9,245,669)</b>	<b>12,966,855</b>	<b>(1,727,109)</b>	<b>22,160,388</b>

\*These balances are adjusted for non-financial items such as unearned premium, deferred commission, WHT and VAT payable etc.

**MUTUAL BENEFITS ASSURANCE PLC**

**NOTES TO THE CONSOLIDATED AND SEPARATE FINANCIAL STATEMENTS - Continued**

For the year ended 31 December 2020

(b) Liquidity risk - Continued

**Company**

31 December 2019

in thousands of Nigerian Naira

	Carrying amount	1-6 months	6-12 months	1-5 years	Above 5 years	No maturity date	Gross total
Cash and cash equivalents	2,146,927	2,161,166	-	-	-	-	2,161,166
Loans and advances	277,110	67,019	60,512	108,482	97,591	-	333,604
Financial assets held for trading pledged as collateral	123,742	-	-	123,742	-	-	123,742
Financial assets fair value through profit or loss	3,377,844	167,674	191,588	1,820,219	6,833,045	-	9,012,525
Debt instruments at amortised cost	5,257,169	430,307	5,240,000	-	-	-	5,670,307
Trade receivables	316,582	316,582	-	-	-	-	316,582
Reinsurance assets	830,287	830,287	-	-	-	-	830,287
Other receivables	52,757	52,757	-	-	-	-	52,757
Finance lease receivables	83,552	11,624	86,534	-	-	-	98,158
<b>Total financial assets</b>	<b>12,465,970</b>	<b>4,037,416</b>	<b>5,578,633</b>	<b>2,052,443</b>	<b>6,930,636</b>	<b>-</b>	<b>18,599,128</b>
Insurance contract liabilities*	-	-	-	-	-	-	-
Trade payables*	2,433,441	1,612,741	-	-	-	820,700	2,433,441
Other liabilities*	477,223	477,223	-	-	-	-	477,223
Borrowings	284,988	284,988	-	-	-	-	284,988
<b>Total financial liabilities</b>	<b>6,752,845</b>	<b>4,935,000</b>	<b>4,935,000</b>	<b>-</b>	<b>1,817,845</b>	<b>-</b>	<b>6,752,845</b>
<b>Total liquidity gap</b>	<b>9,948,497</b>	<b>2,374,952</b>	<b>4,935,000</b>	<b>-</b>	<b>1,817,845</b>	<b>820,700</b>	<b>9,948,497</b>
<b>Total liquidity gap</b>	<b>2,517,473</b>	<b>1,562,464</b>	<b>643,633</b>	<b>2,052,443</b>	<b>5,112,791</b>	<b>(820,700)</b>	<b>8,690,631</b>

\*These balances are adjusted for non-financial items such as unearned premium, deferred commission, WHT and VAT payable etc.

**MUTUAL BENEFITS ASSURANCE PLC**

**NOTES TO THE CONSOLIDATED AND SEPARATE FINANCIAL STATEMENTS - Continued**

**For the year ended 31 December 2020**

**(c) Market risk**

**i Currency risk**

Currency risk is the risk that the fair value of future cash flows of a financial instrument will fluctuate because of changes in foreign exchange rates.

The Group's principal transactions are carried out in Naira and its exposure to foreign exchange risk arise primarily with respect to the US dollar and Yen.

The Group's financial assets are primarily denominated in the same currencies as its insurance and investment contract liabilities. Thus, the main foreign exchange risk arises from recognised assets and liabilities denominated in currencies other than those in which insurance and investment contract liabilities are expected to be settled.

Mutual Benefits Assurance Plc is exposed to foreign exchange currency risk primarily through undertaking certain transactions denominated in foreign currency. The Group exposure to foreign currency risk through its investment in short term placements, foreign domiciliary bank balance and foreign borrowing.

Group in thousands of Nigerian Naira	31 December 2020				31 December 2019			
	POUND	USD	EURO	Yen	POUND	USD	EURO	Yen
Cash and cash equivalents	104,973	639,094	20,901	-	94,439	937,144	-	-
Borrowings	-	-	-	-	-	-	-	6,351,975
Outstanding claims	-	434,202	-	-	-	434,202	-	-

Company in thousands of Nigerian Naira	31 December 2020				31 December 2019			
	POUND	USD	EURO	Yen	POUND	USD	EURO	Yen
Cash and cash equivalents	4,264	433,962	20,901	-	2,286	496,502	-	-
Borrowings	-	-	-	-	-	-	-	6,351,975
Outstanding claims	-	434,202	-	-	-	434,202	-	-

The following analysis is performed for reasonably possible movements in key variables with all other variables held constant, showing the impact on profit before tax and equity due to changes in the fair value of currency sensitive monetary assets and liabilities including insurance contract claim liabilities. The correlation of variables will have a significant effect in determining the ultimate impact of currency risk, but to demonstrate the impact due to changes in variables, variables had to be changed on an individual basis. It should be noted that movements in these variables are non-linear. The method used for deriving sensitivity information and significant variables did not change from the previous period.

*in thousands of Nigerian Naira*

	GROUP					
	31 DECEMBER 2020			31 DECEMBER 2019		
	Change in variables	Impact on profit before tax	Impact on equity	Impact on profit before tax	Impact on equity	
USD	+10%	190,162	133,114	204,391	143,074	
EURO	+10%	2,090	1,463	-	-	
YEN	+10%	-	-	(635,198)	(444,638)	
POUND	+10%	10,497	7,348	9,444	6,611	
USD	-10%	(190,162)	(133,114)	(204,391)	(143,074)	
EURO	-10%	(2,090)	(1,463)	-	-	
YEN	-10%	-	-	635,198	444,638	
POUND	-10%	(10,497)	(7,348)	-	-	

	COMPANY			
	31 DECEMBER 2020		31 DECEMBER 2019	
	Impact on profit before tax	Impact on equity	Impact on profit before tax	Impact on equity
	(24)	(17)	6,230	4,361
	2,090	1,463	-	-
	-	-	(635,198)	(444,638)
	426	298	229	160
	24	17	(6,230)	(4,361)
	(2,090)	(1,463)	-	-
	-	-	635,198	444,638
	(426)	(298)	-	-

MUTUAL BENEFITS ASSURANCE PLC  
NOTES TO THE CONSOLIDATED AND SEPARATE FINANCIAL STATEMENTS - Continued  
For the year ended 31 December 2020

(c)	Market risk - Continued	
ii	<b>Interest-rate risk</b> Interest rate risk is the risk that the fair value or future cash flows of a financial instrument will fluctuate because of changes in market interest rates. Fixed interest rate instruments expose the Group to fair value interest risk. Group does not expose to cash flow interest risk. The Group has no significant concentration of interest rate risk.	
iii	<b>Equity price risk</b> Equity price risk is the risk that the fair value or future cash flows of a financial instrument will fluctuate because of changes in market prices (other than those arising from interest rate risk). The investments of the Group are subject to normal market fluctuations and the risks inherent in investment in financial markets. The Group exposure to equity price risk is insignificant.	
3.2	<b>Capital Management</b>  The National Insurance Commission (NAICOM) sets and monitors capital requirements for Insurance Companies. The individual subsidiaries are directly supervised by other regulators, i.e. Mutual Benefits Microfinance Bank Limited is regulated by the Central Bank of Nigeria, Mutual Benefits Niger Limited by Conference Intertraficaine Des Marches D's assurance (CIMA) and Mutual Benefits Liberia Limited are being regulated by Central Bank of Liberia respectively.  The Group's policy is to maintain a strong capital base to maintain investor, creditor and market confidence and to sustain the future development of the business. The impact of the level of capital on shareholders' return is also recognised and the Group recognises the need to maintain a balance between the higher returns that might be possible with greater gearing and the advantages and security afforded by a sound capital position. The Group and its individually regulated operations have complied with all externally imposed capital requirements.  Management uses regulatory capital ratios to monitor its capital base. The allocation of capital between specific operations and activities is, to a large extent, driven by optimisation of the return achieved on the capital allocated. The amount of capital allocated to each operation or activity is based primarily on the regulatory capital, but in some cases the regulatory requirements do not fully reflect the varying degree of risk associated with different activities. In such cases, the capital requirements may be flexed to reflect differing risk profiles, subject to the overall level of capital to support a particular operation or activity not falling below the minimum required for regulatory purposes. The process of allocating capital to specific operations and activities is undertaken independently of those responsible for the operation by Group Risk and Group Credit, and is subject to review by the Group Credit Committee or the Group Asset and Liability Management Committee (ALCO), as appropriate. The Group ensures it maintains the minimum required capital at all times throughout the year. The table below summarises the minimum required capital across the Group and the regulatory capital held against each of them.	
	<b>Capital management objectives, policies and approach</b>  The Group has established the following capital management objectives, policies and approach to managing the risks that affect its capital position:  <div><div>1</div><div>To maintain the required level of stability of the Company thereby providing a degree of security to policyholders;</div></div> <div><div>2</div><div>To allocate capital efficiently and support the development of business by ensuring that returns on capital employed meet the requirements of its capital providers and of its shareholders;</div></div> <div><div>3</div><div>To retain financial flexibility by maintaining strong liquidity and access to a range of capital markets;</div></div> <div><div>4</div><div>To align the profile of assets and liabilities taking account of risks inherent in the business;</div></div> <div><div>5</div><div>To maintain financial strength to support new business growth and to satisfy the requirements of the policyholders, regulators and stakeholders;</div></div> <div><div>6</div><div>To maintain strong credit ratings and healthy capital ratios in order to support its business objectives and maximise shareholder's value.</div></div> In reporting financial strength, capital and solvency are measured using the rules prescribed by the National Insurance Commission. These regulatory capital tests are based upon required levels of solvency, capital and a series of prudent assumptions in respect of the type of business written.  The Company's capital management policy for its insurance business is to hold sufficient capital to cover the statutory requirements based on the NAICOM directives, including any additional amounts required by the regulator.  The Company seeks to optimise the structure and sources of capital to ensure that it consistently maximises returns to the shareholders and policyholders.  The Company has had no significant changes in its policies and processes to its capital structure during the past year from previous years.	

MUTUAL BENEFITS ASSURANCE PLC

NOTES TO THE CONSOLIDATED AND SEPARATE FINANCIAL STATEMENTS - Continued

For the year ended 31 December 2020

3.2 Capital Management

Company in thousands of Nigerian Naira	2020	2019
Available capital resources as at 31 December		
Total shareholders' funds per financial statements	15,009,822	8,255,603
Regulatory adjustments	(923,479)	(840,950)
Available capital resources	14,086,343	7,414,653
Minimum capital based required by regulator	3,000,000	3,000,000
Excess in solvency margin	11,086,343	4,414,653
The Solvency Margin for the parent as at 31 December 2020 is as follows:		
in thousands of Nigerian Naira	2020	2019
Admissible assets		
Cash and cash equivalents	4,761,993	2,146,927
Equity instruments at fair value through OCI	60,008	57,842
Financial assets fair value through profit or loss	5,879,688	3,377,844
Loans and receivables	250,916	277,110
Debt instruments at amortised cost	7,625,685	5,257,169
Financial assets held for trading pledged as collateral	140,648	123,742
Trade receivables	182,138	316,582
Reinsurance assets	1,885,227	1,823,103
Deferred acquisition cost	432,422	355,388
Finance lease receivables	657	83,552
Investment properties & Land/Building	1,000,000	1,000,000
Investment in subsidiaries	6,000,000	6,000,000
Property, plant and equipment (less Land & Building)	200,674	297,801
Intangible assets	12,706	23,957
Statutory deposit	300,000	300,000
Total	28,732,762	21,441,017
Admissible liabilities		
Insurance contract liabilities	7,428,602	5,028,508
Borrowings	3,890,130	6,752,845
Trade payables	756,603	1,227,507
Other liabilities	1,954,097	375,331
Current income tax liabilities	616,987	642,173
Total	14,646,419	14,026,364
Solvency margin	14,086,343	7,414,653
The higher of 15% of Net premium income and minimum share capital requirement	3,000,000	3,000,000
Solvency ratio	4.70	2.47



**MUTUAL BENEFITS ASSURANCE PLC**

**NOTES TO THE CONSOLIDATED AND SEPARATE FINANCIAL STATEMENTS - Continued**

For the year ended 31 December 2020

**3.3 Asset and Liability Management**

The Company is exposed to a financial risks through its financial assets, financial liabilities (investment contracts and borrowings), reinsurance assets and insurance liabilities. In particular, the key financial risk is that in the long-term its investment proceeds are not sufficient to fund the obligations arising from its insurance and investment contracts. The most important components of this financial risk are liquidity risk and credit risk.

The Company manages these positions within an ALM framework that has been developed to achieve long-term investment returns in excess of its obligations under insurance and investment contracts. Within the ALM framework, the Group periodically produces reports at portfolio, legal entity and asset and liability class level that are circulated to the Group's key management personnel. The principal technique of the Company's ALM is to match assets to the liabilities arising from insurance and investment contracts by reference to the type of benefits payable to contract holders. For each distinct class of liabilities, a separate portfolio of assets is maintained. The Company has not changed the processes used to manage its risks from previous periods.

The Company's ALM is integrated with the management of the financial risks associated with the Company's other classes of financial assets and liabilities not directly associated with insurance and investment liabilities (in particular, borrowings and investments in foreign operations). The notes below explain how financial risks are managed using the categories utilized in the Company's ALM framework.

The table below hypothecates the total assets of the Company into assets that represents insurance funds, shareholders' funds and other funds such as investment contracts:

**3.3 Asset and Liability Management - Continued**

The table below hypothecates the total assets of the Company into assets that represents insurance funds and shareholders' funds:

in thousands of Nigerian Naira	DEC 2020			DEC 2019		
	Carrying amount	Insurance contract	Shareholders fund	Carrying amount	Insurance contract	Shareholders fund
<b>ASSETS</b>						
Cash and cash equivalents	4,761,993	1,552,183	3,209,810	2,146,927	1,824,888	322,039
Equity instruments at fair value through OCI	60,008	-	60,008	57,842	-	57,842
Financial assets fair value through profit or loss	5,879,688	91,288	5,788,400	3,377,844	23,914	3,353,930
Loans and receivables	250,916	-	250,916	277,110	-	277,110
Debt Instruments at amortised cost	7,625,685	6,031,505	1,594,180	5,257,169	3,475,478	1,781,691
Financial assets held for trading pledged as collateral	140,648	-	140,648	123,742	-	123,742
Trade receivables	182,138	182,138	-	316,582	316,582	-
Reinsurance assets	1,885,227	1,885,227	-	1,823,103	1,823,103	-
Other receivables and prepayments	267,111	-	267,111	200,825	-	200,825
Deferred acquisition cost	432,422	-	432,422	355,388	-	355,388
Finance lease receivables	657	657	-	83,552	83,552	-
Investment property	56,000	-	56,000	56,000	-	56,000
Investment in subsidiaries	6,120,000	-	6,120,000	6,000,000	-	6,000,000
Intangible assets	12,706	-	12,706	23,957	-	23,957
Property, plants and equipment	2,219,816	-	2,219,816	2,398,161	-	2,398,161
Statutory deposit	300,000	-	300,000	300,000	-	300,000
Deposit for shares	29,238	-	29,238	127,238	-	127,238
Deferred tax assets	91,556	-	91,556	65,718	-	65,718
<b>Total assets</b>	<b>30,315,809</b>	<b>9,742,998</b>	<b>20,572,810</b>	<b>22,991,158</b>	<b>7,547,517</b>	<b>15,443,642</b>
<b>Liabilities</b>						
Insurance contract liabilities	7,428,602	7,428,602	-	5,028,508	5,028,508	-
Trade payables	756,603	-	756,603	1,227,507	-	1,227,507
Other liabilities	1,954,097	-	1,954,097	375,331	-	375,331
Borrowings	3,890,130	-	3,890,130	6,752,845	-	6,752,845
Current income tax liabilities	616,987	-	616,987	642,173	-	642,173
Deferred tax liability	659,568	-	659,568	709,191	-	709,191
<b>Total liabilities</b>	<b>15,305,987</b>	<b>7,428,602</b>	<b>7,877,385</b>	<b>14,735,555</b>	<b>5,028,508</b>	<b>9,707,047</b>
<b>GAP</b>	<b>15,009,822</b>	<b>2,314,396</b>	<b>12,695,426</b>	<b>8,255,603</b>	<b>2,519,009</b>	<b>5,736,594</b>

**MUTUAL BENEFITS ASSURANCE PLC**

**NOTES TO THE CONSOLIDATED AND SEPARATE FINANCIAL STATEMENTS - Continued**

For the year ended 31 December 2020

**3.4 Measurement of financial assets and liabilities**

Accounting classification measurement basis and fair value

Set out below is a comparison, by class, of the carrying amounts and fair values of the financial instruments, other than those with carrying amounts that are reasonable approximations of fair values:

		Group		Company	
31 December 2020 in thousands of Nigerian Naira	Note	Carrying amount	Fair value	Carrying amount	Fair value
Loans and advances	21.3	12,849,870	13,681,586	250,916	252,243
Debt Instruments at amortised cost	21.4	18,824,128	17,884,971	7,625,685	5,246,250
Finance lease receivables	21.2.2	657	657	657	657
		<b>31,674,655</b>	<b>31,567,214</b>	<b>7,877,258</b>	<b>5,499,150</b>
		Group		Company	
31 December 2019 in thousands of Nigerian Naira	Note	Carrying amount	Fair value	Carrying amount	Fair value
Loans and advances	21.3	11,181,262	11,649,855	277,110	279,023
Debt Instruments at amortised cost	21.4	23,377,552	16,150,402	5,257,169	5,246,250
Finance lease receivables	27	83,552	83,552	83,552	83,552
		<b>34,642,366</b>	<b>27,883,809</b>	<b>5,617,831</b>	<b>5,608,825</b>

**3.5 Fair value hierarchy**

The Group's accounting policy on fair value measurements is discussed under note 2.3.11.

The fair values of financial assets and liabilities that are traded in active markets are based on quoted market prices or dealer price quotations. For all other financial instruments, the group determines fair values using other valuation techniques.

For financial instruments that trade infrequently, and had little price transparency, fair value is less objective, and requires varying degrees of judgement depending on liquidity, concentration, uncertainty of market factors, pricing assumptions and other risk affecting the specific instrument.

**Valuation models**

The group measures fair values using the following fair value hierarchy, which reflects the significance of the inputs used in making the measurements.

# MUTUAL BENEFITS ASSURANCE PLC

## NOTES TO THE CONSOLIDATED AND SEPARATE FINANCIAL STATEMENTS - Continued

### 29 Investment properties - Continued

Movement in investment properties is shown below:

	Bal as at 1/1/2019	Reclassified from Assets held for sale	Disposal	Fair value gain/loss	Bal as at 12/31/2019
Mutual Tulip Estate	-	500,000	-	-	500,000
Property at Ikeja Alausa	-	300,000	-	50,000	350,000
Property at Ikota	56,000	-	-	-	56,000
Property at Sango/Idiroko - Mogga	-	80,000	-	-	80,000
Property at Sango/Idiroko - Caxtonjo	-	50,000	-	-	50,000
Property at Onireke, Ibadan	550,000	-	-	-	550,000
Mutual Alpha Court duplex, Costain, Lagos	-	3,700,000	(75,000)	-	3,625,000
Property at Asokoro, Abuja	700,000	-	-	(50,000)	650,000
Property at Akure Plots (5,302 Square Meters)	-	200,000	-	-	200,000
Property at Ado Ekiti Land	-	720,000	-	(20,000)	700,000
Property at Oyingbo, Lagos	170,000	-	-	-	170,000
Balance at the end of the year	1,476,000	5,550,000	(75,000)	(20,000)	6,931,000

Investment properties are stated at fair value, which has been determined based on valuations performed by Messr Alabi, Ojo & Makinde Consulting (FRC/2015/NIESV/00000010800) and Messr Arigbede & Co Estate Surveyors and Valuers (FRC/2014/00000004634). The valuers are specialists in valuing these types of investment properties. The determination of fair value of the investment property was supported by market evidence. The modalities and process of valuation utilized extensive analysis of market data and other sectors specific peculiarities corroborated with available data derived from previous experiences.

Valuations are performed on an annual basis and the fair value gains and losses were recorded within the profit or loss.

The Group enters into operating lease arrangements for all of its investment properties. The rental income arising during the year amounted to ₦223,611,000 (2019: ₦94,852,000) which is included in investment income. Direct operating expenses arising in respect of such properties during the year are included in within operating and administrative expenses.

There are no restrictions on the realisability of investment property or remittance of income and proceeds of disposal. The Company has no contractual obligations to purchase, construct or develop investment property or for repairs or enhancement.

in thousands of Nigerian Naira	Notes	GROUP		COMPANY	
		31 Dec-2020	31 Dec-2019	31 Dec-2020	31 Dec-2019
Rental income derived from investment properties	9	223,611	94,852	13,570	8,188
Fair value loss on investment properties	10	(70,000)	(20,000)	-	-
Direct operating expenses, including repairs and maintenance, included in investment related expenses in profit on investment contracts		(56,726)	(32,667)	-	-
Profit arising from investment properties carried at fair value		96,885	42,185	-	-

Description of valuation techniques used and key inputs to valuation on investment properties:

The valuation of the properties is based on the price for which comparable land and properties are being exchanged hands or are being marketed for sale. Therefore, the market approach Method of Valuation.

By nature, detailed information on concluded transactions is difficult to come by. They have therefore relied on past transactions and recent adverts in deriving the value of the subject properties.

**MUTUAL BENEFITS ASSURANCE PLC**

**NOTES TO THE CONSOLIDATED AND SEPARATE FINANCIAL STATEMENTS - Continued**

**29 Investment properties**

<i>In thousands of Nigerian Naira</i>	Notes	GROUP		COMPANY	
		31 Dec-2020	31 Dec-2019	31 Dec-2020	31 Dec-2019
At the beginning of the year		6,931,000	1,476,000	56,000	56,000
Reclassified from Assets held for sale		-	5,550,000	-	-
Disposal		(140,000)	(75,000)	-	-
Fair value loss	10	(70,000)	(20,000)	-	-
		<b>6,721,000</b>	<b>6,931,000</b>	<b>56,000</b>	<b>56,000</b>

*The items of investment properties are as*

Mutual Tulip Estate	i	500,000	500,000	-	-
Property at Ikeja Alausa	ii	350,000	350,000	-	-
Property at Ikota	iii	56,000	56,000	56,000	56,000
Property at Sango/Idiroko - Mogga	iv	80,000	80,000	-	-
Property at Sango/Idiroko - Caxtonjo	v	50,000	50,000	-	-
Property at Onireke, Ibadan	vi	410,000	550,000	-	-
Mutual Alpha Court duplex, Costain, Lagos	vii	3,625,000	3,625,000	-	-
Property at Asokoro, Abuja	viii	650,000	650,000	-	-
Property at Akure Plots (5,302 Square Meters)	ix	200,000	200,000	-	-
Property at Ado Ekiti Land	x	700,000	700,000	-	-
Property at Oyingbo, Lagos	xi	100,000	170,000	-	-
		<b>6,721,000</b>	<b>6,931,000</b>	<b>56,000</b>	<b>56,000</b>

*Movement in investment properties is shown below:*

	Bal as at 1/1/2020	Reclassified from Assets held for sale	Disposal	Fair value gain/(loss)	Bal as at 12/31/2020
Mutual Tulip Estate	500,000	-	-	-	500,000
Property at Ikeja Alausa	350,000	-	-	-	350,000
Property at Ikota	56,000	-	-	-	56,000
Property at Sango/Idiroko - Mogga	80,000	-	-	-	80,000
Property at Sango/Idiroko - Caxtonjo	50,000	-	-	-	50,000
Property at Onireke, Ibadan	550,000	-	(140,000)	-	410,000
Mutual Alpha Court duplex, Costain, Lagos	3,625,000	-	-	-	3,625,000
Property at Asokoro, Abuja	650,000	-	-	-	650,000
Property at Akure Plots (5,302 Square Meters)	200,000	-	-	-	200,000
Property at Ado Ekiti Land	700,000	-	-	-	700,000
Property at Oyingbo, Lagos	170,000	-	-	(70,000)	100,000
Balance at the end of the year	<b>6,931,000</b>	<b>-</b>	<b>(140,000)</b>	<b>(70,000)</b>	<b>6,721,000</b>

# MUTUAL BENEFITS ASSURANCE PLC

## NOTES TO THE CONSOLIDATED AND SEPARATE FINANCIAL STATEMENTS - Continued

### 27 Finance lease receivables

<i>In thousands of Nigerian Naira</i>	Notes	GROUP		COMPANY	
		31 Dec-2020	31 Dec-2019	31 Dec-2020	31 Dec-2019
Gross amount		301,178	304,607	222,348	225,777
Unearned interest		(7,496)	(12,179)	(7,496)	(12,179)
Net investment in finance lease	27.1	293,682	292,428	214,852	213,598
Less:					
Expected credit loss	27.2	(293,025)	(208,876)	(214,195)	(130,046)
		657	83,552	657	83,552
Current		657	83,552	657	83,552
Non-current		-	-	-	-
		657	83,552	657	83,552

### 27.1 Movement in finance lease

Balance at the beginning of the year	292,428	320,062	213,598	241,232
Interest on finance leases	4,683	51,650	4,683	51,650
Payments	(3,428)	(79,282)	(3,428)	(79,283)
Amounts written off	-	(2)	-	-
	293,682	292,428	214,852	213,598

### 27.2 Movement in allowance for expected credit loss

Adjusted balance 1 January	208,876	203,908	130,046	125,078
Addition during the year	84,149	4,968	84,149	4,968
	293,025	208,876	214,195	130,046

### 28 Inventories

Construction in progress	169,799	436,156	-	-
	169,799	436,156	-	-
Current	169,799	436,156	-	-
Non-current	-	-	-	-
	169,799	436,156	-	-

Included in Inventories are plots of Land purchased for the construction of buildings for resale. The Landed properties also encompass cost of construction of the buildings meant for resale, cost of conversion and other such direct costs incurred in bringing the properties to their present location and condition in line with International Accounting Standard (IAS) 2. The Company's inventories are reported at the lower of cost and net realisable value.

# MUTUAL BENEFITS ASSURANCE PLC

## NOTES TO THE CONSOLIDATED AND SEPARATE FINANCIAL STATEMENTS - Continued

### 25 Other receivables and prepayments - Continued

#### 25.7 The movement in expected credit loss on other receivables

(b) Company		31-Dec-20		31-Dec-19
		Lifetime ECL not credit impaired	Lifetime ECL credit impaired	Impairment provision
<i>in thousands of Nigerian Naira</i>				
As as at 1 January		163	80,358	80,521
Expected credit loss (reversal)/charge		1,359	-	1,359
Balance at 31 December		1,523	80,358	81,880

### 26 Deferred acquisition costs

		GROUP		COMPANY	
<i>in thousands of Nigerian Naira</i>	Notes	31 Dec-2020	31 Dec-2019	31 Dec-2020	31 Dec-2019
Deferred acquisition cost - Fire		78,570	53,397	78,570	53,397
Deferred acquisition cost - Gen Accident		135,865	100,067	135,865	100,067
Deferred acquisition cost - Motor		106,360	117,944	106,360	117,944
Deferred acquisition cost - Marine		96,153	72,228	96,153	72,228
Deferred acquisition cost - Oil & Gas & aviation Life Business		15,474	11,753	15,474	11,753
		155,556	171,229	-	-
		587,978	526,618	432,422	355,388

#### 26.1 The movement in deferred acquisition costs is as follows:

		GROUP		COMPANY	
<i>in thousands of Nigerian Naira</i>	Notes	31 Dec-2020	31 Dec-2019	31 Dec-2020	31 Dec-2019
Balance, beginning of the year		526,618	457,248	355,388	352,860
Additions during the year		2,710,058	2,062,989	1,495,589	1,158,000
Amortisation in the year	7	(2,648,698)	(1,993,619)	(1,418,555)	(1,155,472)
Balance, end of year		587,978	526,618	432,422	355,388
Current		587,978	526,618	432,422	355,388
Non-current		-	-	-	-
		587,978	526,618	432,422	355,388

# MUTUAL BENEFITS ASSURANCE PLC

## NOTES TO THE CONSOLIDATED AND SEPARATE FINANCIAL STATEMENTS - Continued

### 25 Other receivables and prepayments - Continued

25.6 Set out below is the information about the credit exposure on the Group's other receivables items using a provision matrix. The loss allowance provision as at 31 December 2020 has also incorporated forward looking information.

2020	GROUP			COMPANY	
	Expected ratio	Carrying amount at default	Expected credit loss	Carrying amount at default	Expected credit loss
<i>in thousands of Nigerian Naira</i>					
Current	1%	613,414	6,133	152,153	1,522
More than 30 days past due	4%	-	-	-	-
More than 60 days past due	7%	-	-	-	-
More than 90 days past due	12%	-	-	-	-
<i>Individual impairment:</i>					
WHT recoverable	41%	113,990	46,449	-	-
Excess interest charges	100%	6,390	6,390	-	-
Rent Receivables	100%	212,267	212,267	-	-
VAT input recoverable on investment property	100%	176,500	176,500	-	-
Florish Securities Investments and Trust Limited	100%	7,129	7,129	-	-
BGL Securities Limited	100%	38,753	38,753	-	-
Other bank balances	100%	63,601	63,601	63,601	63,601
Investment receivables	100%	16,757	16,757	16,757	16,757
<b>Total</b>		<b>958,311</b>	<b>573,978</b>	<b>232,511</b>	<b>81,880</b>

2019	GROUP			COMPANY	
	Expected ratio	Carrying amount at default	Expected credit loss	Carrying amount at default	Expected credit loss
<i>in thousands of Nigerian Naira</i>					
Current	1%	447,180	4,471	16,338	163
More than 30 days past due	4%	-	-	-	-
More than 60 days past due	7%	-	-	-	-
More than 90 days past due	12%	132,501	15,900	-	-
<i>Individual impairment:</i>					
Excess interest charges	100%	6,390	6,390	-	-
Florish Securities Investments and Trust Limited	100%	7,129	7,129	-	-
BGL Securities Limited	100%	38,753	38,753	-	-
Other bank balances	100%	63,601	63,601	63,601	63,601
Investment receivables	100%	16,757	16,757	16,757	16,757
<b>Total</b>		<b>712,311</b>	<b>153,001</b>	<b>96,696</b>	<b>80,521</b>

25.7 The movement in expected credit loss on other receivables

(a) Group			31-Dec-20	31-Dec-19
	Lifetime ECL not credit impaired	Lifetime ECL credit impaired	Total Impairment provision	Total Impairment provision
<i>in thousands of Nigerian Naira</i>				
As at 1 January	4,471	148,530	153,001	163,751
Expected credit loss charge/(reversal)	1,662	419,315	420,977	(10,749)
<b>Balance at 31 December</b>	<b>6,133</b>	<b>567,845</b>	<b>573,978</b>	<b>153,001</b>

# MUTUAL BENEFITS ASSURANCE PLC

## NOTES TO THE CONSOLIDATED AND SEPARATE FINANCIAL STATEMENTS - Continued

### 25 Other receivables and prepayments - Continued

#### 25.1 Other receivables

<i>in thousands of Nigerian Naira</i>	Notes	GROUP		COMPANY	
		31 Dec-2020	31 Dec-2019	31 Dec-2020	31 Dec-2019
Other bank balances	25.2	63,601	63,601	63,601	63,601
Investment receivables	25.3	16,757	16,757	16,757	16,757
Sundry receivables	25.4	877,953	631,953	152,153	16,338
		<b>958,311</b>	<b>712,311</b>	<b>232,511</b>	<b>96,696</b>

#### 25.2 Other bank balances

<i>in thousands of Nigerian Naira</i>	Notes	GROUP		COMPANY	
		31 Dec-2020	31 Dec-2019	31 Dec-2019	31 Dec-2019
Balance held in Polaris Bank Plc		2,533	2,533	2,533	2,533
Balance held in Guaranty Trust Bank Plc		61,067	61,067	61,067	61,067
Balance held in Unity Bank Plc		1	1	1	1
		<b>63,601</b>	<b>63,601</b>	<b>63,601</b>	<b>63,601</b>

#### 25.3 Investment receivables

<i>in thousands of Nigerian Naira</i>	Notes	GROUP		COMPANY	
		31 Dec-2020	31 Dec-2019	31 Dec-2020	31 Dec-2019
Placement with Profound Securities		16,757	16,757	16,757	16,757
		<b>16,757</b>	<b>16,757</b>	<b>16,757</b>	<b>16,757</b>

#### 25.4 Sundry receivables

Excess interest charges		6,390	6,390	-	-
Receivables from property buyers		25,127	124,327	-	-
Property development debtors		12,455	92,819	-	-
Other trade receivables		129,996	123,293	-	-
Rent receivables		212,267	132,501	-	-
Investment placement with Flourish Securities Investments and Trust Limited		7,129	7,129	-	-
Investment placement with BGL Securities Limited		38,753	38,753	-	-
Others		451,133	106,741	152,153	16,338
		<b>877,953</b>	<b>631,953</b>	<b>152,153</b>	<b>16,338</b>

The financial element of Other receivables and prepayment includes Advance Commission, ATM Receivables, Other bank debtors, Directors current account and other receivables.

#### 25.5 Allowance for impairment charges on other receivables

Other bank balances		63,601	63,601	63,601	63,601
Investment receivable		16,757	16,757	16,757	16,757
Excess interest charges		6,390	6,390	-	-
Other receivables		487,230	66,253	1,522	163
		<b>573,978</b>	<b>153,001</b>	<b>81,880</b>	<b>80,521</b>



# MUTUAL BENEFITS ASSURANCE PLC

## NOTES TO THE CONSOLIDATED AND SEPARATE FINANCIAL STATEMENTS - Continued

### 24 Reinsurance assets

<i>In thousands of Nigerian Naira</i>	Notes	GROUP		COMPANY	
		31 Dec-2020	31 Dec-2019	31 Dec-2020	31 Dec-2019
Reinsurance share of outstanding claims	24.1	1,393,558	570,582	1,340,323	476,984
Reinsurance receivable		641,561	908,350	74,621	544,636
Co-assurance claims receivable	24.2	1,754,576	2,247,275	3,210	285,651
Prepaid reinsurance	24.3	522,145	587,760	467,073	515,832
		<b>4,311,840</b>	<b>4,313,967</b>	<b>1,885,227</b>	<b>1,823,103</b>
Current		4,311,840	4,313,967	1,885,227	1,823,103
Non-current		-	-	-	-
		<b>4,311,840</b>	<b>4,313,967</b>	<b>1,885,227</b>	<b>1,823,103</b>

Reinsurance receivables are to be settled on demand and the carrying amount is not significantly different from their fair value.

### 24.1 The movement in reinsurers' share of claims reported and loss adjustment expenses is as follows:

<i>In thousands of Nigerian Naira</i>	Notes	GROUP		COMPANY	
		31 Dec-2020	31 Dec-2019	31 Dec-2020	31 Dec-2019
At 1 January		570,582	568,394	476,984	495,557
Changes in reinsurer's share of outstanding claims	6	822,976	2,189	863,339	(18,574)
At 31 December		<b>1,393,558</b>	<b>570,582</b>	<b>1,340,323</b>	<b>476,984</b>

### 24.2 The movement in co-assurance claims receivable

<i>In thousands of Nigerian Naira</i>	Notes	GROUP		COMPANY	
		31 Dec-2020	31 Dec-2019	31 Dec-2020	31 Dec-2019
At 1 January		2,247,275	1,588,306	285,651	76,415
Addition during the year	6	1,373,507	2,574,901	318,640	1,050,390
Receipts during the year		(1,866,206)	(1,915,932)	(601,081)	(841,154)
At 31 December		<b>1,754,576</b>	<b>2,247,275</b>	<b>3,210</b>	<b>285,651</b>

### 24.3 The movement in prepaid reinsurance

<i>In thousands of Nigerian Naira</i>	Notes	GROUP		COMPANY	
		31 Dec-2020	31 Dec-2019	31 Dec-2020	31 Dec-2019
At 1 January		587,760	415,744	515,832	365,172
Additions during the year		3,283,726	3,004,812	2,213,250	2,109,481
Recognised in profit or loss	4.2	(3,349,341)	(2,832,796)	(2,262,009)	(1,958,821)
At 31 December		<b>522,145</b>	<b>587,760</b>	<b>467,073</b>	<b>515,832</b>

### 25 Other receivables and prepayments

<i>In thousands of Nigerian Naira</i>	Notes	GROUP		COMPANY	
		31 Dec-2020	31 Dec-2019	31 Dec-2020	31 Dec-2019
Prepayments*		92,034	180,528	34,614	106,731
WHT recoverable		155,327	143,649	41,337	41,337
Advance commission		9,750	17,622	-	-
ATM Receivables		640	698	-	-
Other bank debtors		6,104	4,386	-	-
Directors current account		40,529	36,582	40,529	36,582
VAT input recoverable on investment property		176,500	176,500	-	-
Other receivables	25.1	958,311	712,311	232,511	96,696
		<b>1,439,195</b>	<b>1,272,276</b>	<b>348,991</b>	<b>281,346</b>
Allowance for impairment charges on other receivables	25.5	(573,978)	(153,001)	(81,880)	(80,521)
		<b>865,217</b>	<b>1,119,275</b>	<b>267,111</b>	<b>200,825</b>
Current		865,217	1,119,275	267,111	200,825
Non-current		-	-	-	-
		<b>865,217</b>	<b>1,119,275</b>	<b>267,111</b>	<b>200,825</b>

\*Prepayment is made up of prepaid rent, prepaid staff benefits and advance payments.

# MUTUAL BENEFITS ASSURANCE PLC

## NOTES TO THE CONSOLIDATED AND SEPARATE FINANCIAL STATEMENTS - Continued

### 22 Financial assets held for trading pledged as collateral

<i>in thousands of Nigerian Naira</i>	Notes	GROUP		COMPANY	
		31 Dec-2020	31 Dec-2019	31 Dec-2020	31 Dec-2019
Listed equity instrument balance at 1 January		123,742	142,100	123,742	142,100
Fair value gains/ (losses)	10	16,906	(18,358)	16,906	(18,358)
<b>Balance at 31 December</b>		<b>140,648</b>	<b>123,742</b>	<b>140,648</b>	<b>123,742</b>

These are quoted financial instruments held on lien by providers of short term borrowings for the purpose of securing the debt. The debt providers maintain possession of the Quoted instruments but do not have ownership unless default. Pledged assets are measured at fair value as at year end.

Mutual Benefits Assurance Plc purchased quoted shares of ₦400 million with a Margin facility from Guaranty Trust Bank Plc (see Note 41). There is an on-going litigation on this investment arising from the additional investment cover requested for by the Bank due to the fall in the value of the shares purchased which was rejected by the Company.

The directors, having sought the advice of professional counsel, are of the opinion that no significant liability will crystallise from this litigation therefore, fair value gain/(loss) has been recognized in the consolidated and separate financial statements.

The movement in the carrying amount is the fair value change in respect of the market price as at year end.

### 23 Trade receivables

<i>in thousands of Nigerian Naira</i>	Notes	GROUP		COMPANY	
		31 Dec-2020	31 Dec-2019	31 Dec-2020	31 Dec-2019
Trade receivables	23.1	348,617	563,813	182,138	316,582
Current		348,617	563,813	182,138	316,582
Non-current		-	-	-	-
		<b>348,617</b>	<b>563,813</b>	<b>182,138</b>	<b>316,582</b>

Trade receivables are not interest bearing and are generally on terms of 30 to 90 days.

#### 23.1 Analysis of insurance receivables by counter party

##### Gross

Due from insurance brokers	416,375	587,686	182,138	316,582
	<b>416,375</b>	<b>587,686</b>	<b>182,138</b>	<b>316,582</b>

##### Allowance for impairment

Due from insurance brokers	(67,758)	(23,873)	-	-
	<b>(67,758)</b>	<b>(23,873)</b>	<b>-</b>	<b>-</b>

	<b>348,617</b>	<b>563,813</b>	<b>182,138</b>	<b>316,582</b>
--	----------------	----------------	----------------	----------------

#### 23.1 The age analysis of gross insurance receivables as at the end of the year are as follows:

0 - 90 days	348,617	563,813	182,138	316,582
91 - 180 days	67,758	23,873	-	-
	<b>416,375</b>	<b>587,686</b>	<b>182,138</b>	<b>316,582</b>

# MUTUAL BENEFITS ASSURANCE PLC

## NOTES TO THE CONSOLIDATED AND SEPARATE FINANCIAL STATEMENTS - Continued

### 21.4 Debt Instruments at amortised cost

<i>Treasury bills and bonds</i> <i>in thousands of Nigerian Naira</i>		GROUP		COMPANY	
		31 Dec-2020	31 Dec-2019	31 Dec-2020	31 Dec-2019
Federal Government of Nigeria Treasury Bills		18,829,219	23,382,943	7,627,747	5,258,379
	21.4.1	18,829,219	23,382,943	7,627,747	5,258,379
Expected credit loss (ECL) allowance	3.1.2 (v)(c)	(5,091)	(5,391)	(2,062)	(1,210)
		18,824,128	23,377,552	7,625,685	5,257,169
Current		18,824,128	23,377,552	7,625,685	5,257,169
Non-current		-	-	-	-
		18,824,128	23,377,552	7,625,685	5,257,169

### 21.4.1 The movement in debt instruments at amortised cost

<i>in thousands of Nigerian Naira</i>	Notes	GROUP		COMPANY	
		31 Dec-2020	31 Dec-2019	31 Dec-2020	31 Dec-2019
Balance as at 1 January		23,382,943	19,352,837	5,258,379	4,462,696
Additions during the year		19,139,067	22,609,687	8,000,249	5,038,900
Accrued interest income		105,943	1,147,542	43,270	593,746
Redemption at maturity		(23,798,734)	(19,727,124)	(5,674,151)	(4,836,963)
Balance as at 31 December		18,829,219	23,382,943	7,627,747	5,258,379

# MUTUAL BENEFITS ASSURANCE PLC

## NOTES TO THE CONSOLIDATED AND SEPARATE FINANCIAL STATEMENTS - Continued

### 21.3.1 Term loans

The Company granted loans to staff, related companies and third parties for income generation, the break down of loans and receivables granted are as stated below:

<i>In thousands of Nigerian Naira</i>	Notes	GROUP		COMPANY	
		31 Dec-2020	31 Dec-2019	31 Dec-2020	31 Dec-2019
Prime Exploration and Production Limited		12,073,638	10,070,981	-	-
Staff mortgage loan		167,730	177,815	167,730	177,815
Others		1,168,609	1,103,687	-	-
Gross term loans		13,409,977	11,352,483	167,730	177,815

### 21.3.2 Impairment on loans and receivables

<i>In thousands of Nigerian Naira</i>	Notes	GROUP		COMPANY	
		31 Dec-2020	31 Dec-2019	31 Dec-2020	31 Dec-2019
Balance as at 1 January		468,593	415,247	1,913	3,881
Write-offs		-	(249,829)	-	-
Expected credit loss charge/(reversal)	12	363,123	303,175	(586)	(1,968)
Gross loans and advances		831,716	468,593	1,327	1,913

### 21.3.3 Loans concentration

The Group monitors concentration of credit risk by borrowers; individual or corporate.

<i>In thousands of Nigerian Naira</i>	GROUP		COMPANY	
	Individuals	Loans to corporate	Individuals	Loans to corporate
31 December 2020				
Gross	509,969	13,171,617	177,243	75,000
Expected credit loss allowance	(93,752)	(737,964)	(1,009)	(318)
Net Balance	416,217	12,433,653	176,234	74,682
31 December 2019				
Gross	591,388	11,058,467	204,023	75,000
Expected credit loss allowance	(34,680)	(433,913)	(1,605)	(308)
Net Balance	556,708	10,624,554	202,418	74,692

# MUTUAL BENEFITS ASSURANCE PLC

## NOTES TO THE CONSOLIDATED AND SEPARATE FINANCIAL STATEMENTS - Continued

### 21.2.2 Quoted Equity Shares

<i>In thousands of Nigerian Naira</i>	Notes	GROUP		COMPANY	
		31 Dec-2020	31 Dec-2019	31 Dec-2020	31 Dec-2019
Quoted shares		91,288	23,914	91,288	23,914
<i>Movement in listed entities</i>					
At 1 January		23,914	76,189	23,914	76,189
Disposal		-	(46,509)	-	(46,509)
Addition		46,509	-	46,509	-
Fair value gains/ (losses)	10	20,865	(5,766)	20,865	(5,766)
At 31 December		91,288	23,914	91,288	23,914

### 21.2.2.1 Analysis of investments in listed entities

<i>In thousands of Nigerian Naira</i>	Notes	GROUP		COMPANY	
		31 Dec-2020	31 Dec-2019	31 Dec-2020	31 Dec-2019
Africa Prudential Registrars Plc		537	344	537	344
Access Bank of Nigeria Plc		14,231	2,892	14,231	2,892
Cadbury Plc		1,234	6	1,234	6
Ecobank Transnational Inc		103	112	103	112
First Bank Holdings Plc		14,944	3,619	14,944	3,619
First City Monument Bank Plc		461	235	461	235
Guaranty Trust Bank Plc		7,485	-	7,485	-
Sterling Bank Plc		15,398	9,784	15,398	9,784
United Bank for Africa Plc		24,537	408	24,537	408
UBA Capital Plc		1,619	825	1,619	825
Unity Bank Plc		34	34	34	34
Universal Insurance Company Plc		1,000	1,000	1,000	1,000
Wema Bank Plc		69	-	69	-
Lafarge WAPCO Plc		3,428	-	3,428	-
West African Provincial Insurance Plc		8	7	8	7
Zenith International Bank Plc		6,200	4,650	6,200	4,650
		91,288	23,914	91,288	23,914

### 21.3 Loans and receivables

Loans and receivables are non-derivative financial assets with fixed or determinable payments that are not quoted in an active market other than those that the Group intends to sell in the short term or that it has designated as at fair value through profit or loss or available for sale. Details of balances of loans and receivables at the year end are as presented below:

<i>In thousands of Nigerian Naira</i>	Notes	GROUP		COMPANY	
		31 Dec-2020	31 Dec-2019	31 Dec-2020	31 Dec-2019
Term loans	21.3.1	13,409,977	11,352,483	167,730	177,815
Overdrafts		6,817	-	-	-
Staff loans		264,792	297,372	84,513	101,208
Gross loans and advances		13,681,586	11,649,855	252,243	279,023
Expected credit loss allowance	21.3.2	(831,716)	(468,593)	(1,327)	(1,913)
		12,849,870	11,181,262	250,916	277,110
Current		2,547,479	10,892,256	67,924	36,220
Non-current		10,302,391	289,006	182,992	240,890
		12,849,870	11,181,262	250,916	277,110

# MUTUAL BENEFITS ASSURANCE PLC

## NOTES TO THE CONSOLIDATED AND SEPARATE FINANCIAL STATEMENTS - Continued

### 21.2 Financial assets fair value through profit or loss

<i>in thousands of Nigerian Naira</i>		GROUP		COMPANY	
		31 Dec-2020	31 Dec-2019	31 Dec-2020	31 Dec-2019
Quoted Bonds	21.2.1	21,807,991	7,645,303	5,788,400	3,353,930
Quoted Shares	21.2.2	91,288	23,914	91,288	23,914
		21,899,279	7,669,217	5,879,688	3,377,844

#### 21.2.1 Quoted Bonds

<i>in thousands of Nigerian Naira</i>		GROUP		COMPANY	
		31 Dec-2020	31 Dec-2019	31 Dec-2020	31 Dec-2019
Federal Government of Nigeria Bonds		21,807,991	7,645,303	5,788,400	3,353,930
		21,807,991	7,645,303	5,788,400	3,353,930
Current		-	-	-	-
Non-current		21,807,991	7,645,303	5,788,400	3,353,930
		21,807,991	7,645,303	5,788,400	3,353,930

The breakdown of the Group's bonds at the reporting date are analysed below:

Bond	Coupon Rate	Settlement Date	Maturity Date	Face Value N'000	Fair Value N'000
Federal Government of Nigeria	12.15%	8/7/2019	18/07/2034	1,730,000	2,395,450
Federal Government of Nigeria	12.15%	7/23/2020	18/07/2034	1,000,000	1,382,990
Federal Government of Nigeria	12.15%	07/08/2019	18/07/2034	555,000	768,443
Federal Government of Nigeria	12.15%	07/08/2019	18/07/2034	1,730,000	2,395,326
Federal Government of Nigeria	12.15%	16/10/2019	18/07/2034	1,720,000	2,381,480
Federal Government of Nigeria	12.15%	23/07/2020	18/07/2034	4,707,000	6,509,392
Federal Government of Nigeria	12.40%	10/16/2019	03/18/2036	1,395,000	2,009,959
Federal Government of Nigeria	16.25%	16/09/2020	18/04/2037	2,100,000	3,964,950
				14,937,000	21,807,991

#### 21.2.1.1 The movement in Quoted Bonds

		GROUP		COMPANY	
		31 Dec-2020	31 Dec-2019	31 Dec-2020	31 Dec-2019
At 1 January		7,645,303	3,163,227	3,353,930	2,675,998
Additions during the year		10,344,408	6,581,216	1,220,320	3,045,514
Accrued interest income		493,620	342,999	124,833	124,008
Redemption at maturity or disposal		-	(3,461,225)	-	(2,961,225)
Fair value adjustments through profit or loss	10	3,324,660	1,019,086	1,089,317	469,635
At 31 December		21,807,991	7,645,303	5,788,400	3,353,930

For all listed bonds with tenor over 365 days from origination. These instruments were assessed to fall within a business model where objective is achieved neither by collecting contractual cash flows nor selling the financial assets. These instruments are still presented in the statement of financial position as Financial Assets and classified as financial assets at FVPL in the notes.

## MUTUAL BENEFITS ASSURANCE PLC

### NOTES TO THE CONSOLIDATED AND SEPARATE FINANCIAL STATEMENTS - Continued

#### 21.1 Equity Instruments at fair value through OCI

##### Group

	Balance as at 1 January 2020	Additions during the year	Disposals during the year	Fair value Movement	Balance as at 31 December 2020
<i>in thousands of Nigerian Naira</i>					
The Infrastructure Bank Plc.	189,627	-	-	(171,506)	18,121
Leasing Company of Liberia	72,066	-	-	(30,550)	41,516
Avanage	26,432	-	-	(5,436)	20,996
WAICA Reinsurance Corporation Plc	57,842	-	-	2,166	60,008
	345,967	-	-	(205,326)	140,641

	Balance as at 1 January 2019	Additions during the year	Disposals during the year	Fair value Movement	Balance as at 31 December 2019
<i>in thousands of Nigerian Naira</i>					
The Infrastructure Bank Plc.	287,539	-	-	(97,912)	189,627
Leasing Company of Liberia	72,066	-	-	-	72,066
Motorways Asset Management Limited	161,290	-	-	(161,290)	-
Avanage	155,912	-	-	(129,480)	26,432
WAICA Reinsurance Corporation Plc	54,211	-	-	3,631	57,842
	731,018	-	-	(385,051)	345,967

##### Company

	Balance as at 1 January 2020	Additions during the year	Disposals during the year	Fair value Movement	Balance as at 31 December 2020
<i>in thousands of Nigerian Naira</i>					
WAICA Reinsurance Corporation Plc	57,842	-	-	2,166	60,008
	57,842	-	-	2,166	60,008

	Balance as at 1 January 2019	Additions during the year	Disposals during the year	Fair value Movement	Balance as at 31 December 2019
<i>in thousands of Nigerian Naira</i>					
WAICA Reinsurance Corporation Plc	54,211	-	-	3,631	57,842
	54,211	-	-	3,631	57,842

As at 31 December 2018, Investment Credit Holdings Limited (ICHL) was absorbed by the The Infrastructure Bank (TIB), the company's shares formerly held in ICHL was converted to shares in TIB, the total number of shares issued to the Company being 565,128,000 ordinary shares at 50k each.

The Group has designated its unlisted equity investments as equity investments at FVOCI on the basis that these are not held for trading. In 2020, the Group received dividends of ₦3,780,000 from its unlisted equity investments (2019: Nil).

##### Valuation Techniques

When the fair values of items recorded in the statement of financial position cannot be derived from active markets, their fair value is determined using a variety of valuation techniques that include the use of valuation models. The inputs to these models are taken from observable markets where possible, but where this is not feasible, estimation is required in establishing fair values. The estimates include considerations of liquidity and model inputs related to items such as credit risks (both own and counterparty), correlation and volatility. Changes in assumptions about these factors could affect the reported fair value of items in the statement of financial position and the level where the items are disclosed in the fair value hierarchy. The models are tested for validity by calibrating to prices from any observable current market transactions in the same item (without modification or repackaging) when available. To assess the significance of a particular input to the entire measurement, the Group performs sensitivity analysis or stress testing techniques.

##### Unlisted equity investments

The Group invests in private equity companies that are not quoted in an active market. Transactions in such investments do not occur on a regular basis. The Group uses market-based valuation techniques and/or adjusted net assets discounted cash flow (DCF) technique for these positions. The Group classifies the fair value of these investments as Level 3 (see Note 3.5)

**MUTUAL BENEFITS ASSURANCE PLC**  
**NOTES TO THE CONSOLIDATED AND SEPARATE FINANCIAL STATEMENTS - Continued**

**20 Cash and cash equivalents**

<i>in thousands of Nigerian Naira</i>	Notes	GROUP		COMPANY	
		31 Dec-2020	31 Dec-2019	31 Dec-2020	31 Dec-2019
Cash on hand		3,482	17,580	2,111	14,656
Cash in banks		7,285,936	3,106,935	3,780,661	605,256
Short-term deposits	20.1	4,196,424	3,752,387	984,942	1,532,386
		11,485,842	6,876,902	4,767,714	2,152,298
Expected credit loss allowance	3.1.2 (v)(a)	(65,698)	(55,896)	(5,721)	(5,371)
		11,420,144	6,821,006	4,761,993	2,146,927

**20.1 Short-term deposits**

Short-term deposits are made for varying periods of between one day and three months, depending on the immediate cash requirements of the Group. All short-term deposits are subject to an average variable interest rate of 2.4% per annum (2019: 8.9%).

For the purpose of the statement of cash flows, the cash and cash equivalents comprise balances with maturity of three months or less.

**21 Financial assets**

The Group's financial assets are summarized below by measurement category:

<i>in thousands of Nigerian Naira</i>	Notes	GROUP		COMPANY	
		31 Dec-2020	31 Dec-2019	31 Dec-2020	31 Dec-2019
Equity instruments at fair value through OCI	21.1	140,641	345,967	60,008	57,842
Financial assets at fair value through profit or loss	21.2	21,899,279	7,669,217	5,879,688	3,377,844
Loans and receivables	21.3	12,849,870	11,181,262	250,916	277,110
Debt Instruments at amortised cost	21.4	18,824,128	23,377,552	7,625,685	5,257,169
		53,713,918	42,573,998	13,816,297	8,969,965
Current		21,462,895	34,293,722	7,784,897	5,317,303
Non-current		32,251,023	8,280,276	6,031,400	3,652,662
		53,713,918	42,573,998	13,816,297	8,969,965



# MUTUAL BENEFITS ASSURANCE PLC

## NOTES TO THE CONSOLIDATED AND SEPARATE FINANCIAL STATEMENTS - Continued

### 18.3 Reconciliation of income tax charge

<i>in thousands of Nigerian Naira</i>	Notes	GROUP		COMPANY	
		2020	2019	2020	2019
Profit before income tax		5,042,025	3,754,054	1,882,327	1,291,971
Tax at Nigerian's statutory income tax rate		1,512,608	1,126,216	564,698	387,591
Effect of:					
Tax exempt income		(4,187,138)	(3,408,400)	(571,449)	(219,241)
Expenses not deductible for tax purposes		2,542,630	2,346,676	-	-
Information technology tax		50,334	36,699	18,954	12,903
Education tax		7,268	24,464	7,268	24,414
Minimum tax		7,115	16,160	-	-
		(67,184)	141,815	19,471	205,667
<b>Effective Tax Rate</b>		<b>-1%</b>	<b>4%</b>	<b>1%</b>	<b>16%</b>

### 19 Earnings per share

#### 19.1 Earnings per share - Basic

Basic earnings per share is calculated by dividing the profit attributable to equity holders of the Company by the weighted average number of ordinary shares in issue during the year, excluding ordinary shares purchased by the Company and held as treasury shares.

<i>in thousands of Nigerian Naira</i>	Notes	GROUP		COMPANY	
		2020	2019	2020	2019
Profit attributable to equity holders		5,131,816	3,642,753	1,862,856	1,086,304
Weighted average number of ordinary shares for basic earnings per share	19.2	11,172,234	10,103,066	11,172,234	10,103,066
Basic earnings per ordinary share (kobo)		46	36	17	11

#### 19.2 Weighted average number of ordinary shares - basic

Issued ordinary shares at 1 January	11,172,734	8,000,000	11,172,734	8,000,000
Effect of treasury shares held at 1 January	(500)	(500)	(500)	(500)
Issued during the year	-	2,103,566	-	2,103,566
As at 31 December	11,172,234	10,103,066	11,172,234	10,103,066
Issued ordinary shares at 31 December	11,172,234	11,172,234	11,172,234	11,172,234

#### 19.3 Earnings per share- Diluted

The calculation of diluted earnings per share has been based on the profit attributable to ordinary shareholders and the weighted-average number of ordinary shares outstanding after adjustment for the effects of all dilutive potential ordinary shares.

The Company has no potential dilutive ordinary shares during the year (2019: Nil). Hence, the weighted average number of ordinary shares for basic and dilutive is the same so also the Dilutive and Basic earnings per share.

# MUTUAL BENEFITS ASSURANCE PLC

## NOTES TO THE CONSOLIDATED AND SEPARATE FINANCIAL STATEMENTS - Continued

### 15 Net foreign exchange (loss)/gain

<i>in thousands of Nigerian Naira</i>	Notes	GROUP		COMPANY	
		2020	2019	2020	2019
Net foreign exchange gain on foreign bank balances		149,869	6,890	149,869	6,890
Net foreign exchange loss on foreign loan	40.1	-	(81,000)	-	(81,000)
		<b>149,869</b>	<b>(74,110)</b>	<b>149,869</b>	<b>(74,110)</b>

### 16 Finance costs

<i>in thousands of Nigerian Naira</i>	Notes	GROUP		COMPANY	
		2020	2019	2020	2019
Interest on loans and overdraft	40.1	13,088	-	13,088	-
Interest charge on deposits		9,727	43,416	-	-
Other charges		536	7,548	-	-
		<b>23,351</b>	<b>50,964</b>	<b>13,088</b>	<b>-</b>

\*Interest expense is calculated using the effective interest method.

### 17 Finance income

Interest income on Micro loans	31,561	265,795	-	-
Interest income on overdraft	-	3,591	-	-
Interest income on treasury bills	409	943	-	-
	<b>31,970</b>	<b>270,329</b>	<b>-</b>	<b>-</b>

\*Interest income is calculated using the effective interest method.

### 18 Income tax expense

#### 18.1 Current income tax charge

Company income tax	259,309	398,771	68,710	312,296
Education tax	7,268	24,464	7,268	24,414
Information technology tax	50,334	36,699	18,954	12,903
Minimum tax	7,115	16,160	-	-
<b>Total current income tax expense</b>	<b>324,025</b>	<b>476,094</b>	<b>94,932</b>	<b>349,613</b>

#### 18.2 Deferred tax

*Relating to origination and reversal of temporary differences*

Deferred tax liability	42.2	(79,948)	(178,843)	(49,624)	(144,572)
Deferred tax asset	42.1	(311,261)	(155,437)	(25,837)	626
<b>Total deferred tax expense</b>		<b>(391,209)</b>	<b>(334,280)</b>	<b>(75,461)</b>	<b>(143,946)</b>
<b>Total income tax expenses</b>		<b>(67,184)</b>	<b>141,815</b>	<b>19,471</b>	<b>205,667</b>

# MUTUAL BENEFITS ASSURANCE PLC

## NOTES TO THE CONSOLIDATED AND SEPARATE FINANCIAL STATEMENTS - Continued

<i>in thousands of Nigerian Naira</i>	Notes	GROUP		COMPANY	
		2020	2019	2020	2019
<b>13 Employee benefit expenses</b>					
Wages and salaries		1,765,090	2,071,002	866,500	922,158
Defined contribution pension costs		152,391	174,922	122,793	138,700
		<b>1,917,481</b>	<b>2,245,924</b>	<b>989,293</b>	<b>1,060,858</b>

In line with the provisions of the Pension Reform Act 2014, the Company instituted a contributory pension scheme for all its employees. Its employees each contributes 8% of employees' annual insurable earnings (basic pay, transport and housing), while the employer contributes 10% to the scheme. Staff contributions to the scheme are funded through payroll deductions while the entity's contribution is charged each year to the statement of profit or loss as staff cost.

<i>in thousands of Nigerian Naira</i>	Notes	GROUP		COMPANY	
		2020	2019	2020	2019
<b>14 Management expenses</b>					
Depreciation of property, plant and equipment	32	358,967	514,970	253,170	364,700
Repairs and maintenance		410,185	344,238	156,936	141,415
Directors fee and allowances		336,490	399,004	265,109	303,200
Legal and consultancy fees		473,066	320,191	321,606	184,621
Training and recruitment		243,340	375,689	187,124	308,877
Rents and Rates*		120,875	122,752	38,106	44,301
Transport and travelling		68,213	64,805	48,873	38,756
Insurance supervisory fee		414,970	392,526	116,985	57,791
Bank charges		116,169	106,758	31,245	34,368
Public relations and advertising		260,440	149,191	159,953	78,012
Medical expenses		63,477	61,185	29,654	27,707
Motor vehicle running expenses		166,203	162,234	47,711	33,406
Telecommunication expenses		99,000	100,048	49,485	40,216
Other expenses		140,344	181,573	36,335	28,146
Amortisation of intangible assets	31	13,438	16,311	11,251	12,172
Business entertainments		95,279	42,067	72,198	29,616
Utilities		51,250	44,252	38,240	38,131
Printing and stationery		77,807	39,552	17,929	20,000
Donations		3,990	38,695	3,990	13,371
Auditors' remunerations		38,432	45,981	18,000	18,000
Insurance		30,337	36,756	21,269	26,645
Security expenses		30,422	29,260	18,163	17,530
Subscriptions		31,117	33,417	17,375	16,485
Conference and seminar expenses		24,214	8,868	24,214	8,868
Office general expenses		26,318	21,454	26,318	21,454
Newspapers and periodicals		236	855	66	83
Bad debt written off		2,110	144,690	-	-
Impairment of inventory	14.1	266,357	-	-	-
Goodwill written off		-	1,543	-	-
		<b>3,959,046</b>	<b>3,798,865</b>	<b>2,011,304</b>	<b>1,907,871</b>

\*Rent and Rates includes payment for rent and service charge on facilities for a period not more than 1 year.

### 14.1 Impairment of inventory

The Group incurred an impairment loss on its real estate inventory items from their written down to net realisable value. These inventory includes wasting construction materials in the books of Mutual Benefit Homes and Properties Limited.

**MUTUAL BENEFITS ASSURANCE PLC**

**NOTES TO THE CONSOLIDATED AND SEPARATE FINANCIAL STATEMENTS - Continued**

**10 Net fair value gains/(losses) on assets at FVTPL**

<i>in thousands of Nigerian Naira</i>	Notes	GROUP		COMPANY	
		2020	2019	2020	2019
Fair value gains/ (losses) on quoted equity shares	21.2.2	20,865	(5,766)	20,865	(5,766)
Fair value gains/ (losses) on financial assets held for trading pledged as collateral	22	16,906	(18,358)	16,906	(18,358)
Fair value gains on Quoted Bonds	21.2.1.1	3,324,660	1,019,086	1,089,317	469,635
Fair value loss in investment properties	29	(70,000)	(20,000)	-	-
		<b>3,292,431</b>	<b>974,962</b>	<b>1,127,088</b>	<b>445,511</b>

**11 Other income**

Profit on sale of property, plant and equipment		8,145	2,789	2,950	965
Net income from sale of inventory materials		2,475	4,320	-	-
Micro finance fees and commission income		7,441	16,267	-	-
Gain on extinguishment of Loan	40.3	1,575,803	-	1,575,803	-
Commissions on turnover		1,700	2,239	-	-
Management fee on licensing business		37,904	20,159	37,904	20,159
Others		1,442	822	-	573
Insurance claim received		308	-	308	-
Net foreign exchange gain		62,372	25,163	-	-
		<b>1,697,590</b>	<b>71,759</b>	<b>1,616,965</b>	<b>21,697</b>

**12 Impairment charge/(write-back) on financial assets**

Cash & cash equivalents	3.1.2(v) (a)	9,802	33,839	350	(3,252)
Loans and receivables	21.3.2	363,123	303,175	(586)	(1,968)
Debt instruments at amortized cost	3.1.2(v) (c)	(300)	(875)	852	(240)
Trade receivables	23.1	43,885	23,873	-	-
Other receivables	25.7 (a)	420,977	(10,749)	1,359	(1,594)
Finance lease receivables	27.2	84,149	4,968	84,149	4,968
		<b>921,635</b>	<b>354,230</b>	<b>86,123</b>	<b>(2,087)</b>

**MUTUAL BENEFITS ASSURANCE PLC**

**NOTES TO THE CONSOLIDATED AND SEPARATE FINANCIAL STATEMENTS - Continued**

**7.1 Maintenance costs**

<i>In thousands of Nigerian Naira</i>	Notes	GROUP		COMPANY	
		2020	2019	2020	2019
Agency expenses on vehicle insurance business		175,739	222,090	175,739	222,090
Tracking expenses on insured vehicles		50,595	52,935	50,595	52,935
Agency expenses on travel insurance business		151,722	190,105	151,722	190,105
Administrative charges-Group Life		11,084	11,854	-	-
Agency allowance		381,071	271,191	54,426	30,444
Agency training		5,114	6,734	-	-
Transport & travelling-corporate		40,765	32,601	-	-
Superintending and surveyors fees		98,173	178,653	98,173	178,653
Actuary valuation report fee		6,100	6,100	2,100	2,100
Stamp duty expenses		14,917	9,877	-	-
Training and Forum for marketers		350,024	283,559	-	-
Agency unit manager allowance		220,754	227,022	-	-
Underwriting medical expenses		1,550	2,487	-	-
Marketing expenses		775,195	697,289	195,784	285,518
		<b>2,282,803</b>	<b>2,192,498</b>	<b>728,539</b>	<b>961,846</b>

**8 Profit on Investment contracts**

Interest income		3,077,528	3,556,496	-	-
Rental income on Alpha Court		210,041	86,664	-	-
Investment related expenses	8.1	(56,726)	(32,667)	-	-
Surrender fee		393,762	428,299	-	-
Guaranteed interest		(2,146,434)	(1,899,142)	-	-
Acquisition cost on investment policies		(1,061,868)	(1,065,472)	-	-
		<b>416,303</b>	<b>1,074,178</b>	<b>-</b>	<b>-</b>

**8.1 Investment related expenses**

Property repairs and maintenance cost		20,289	27,664	-	-
Facility management		6,437	10,253	-	-
Loss/(gain) on disposal of Investment properties		30,000	(5,250)	-	-
		<b>56,726</b>	<b>32,667</b>	<b>-</b>	<b>-</b>

**9 Investment income**

**9.1 Investment income Insurance contracts:**

Interest income on loans and advances		32,349	15,686	9,032	9,921
Dividend income		19,846	1,904	16,066	1,904
Interest income on fixed term deposits		297,459	382,660	56,171	176,223
Interest income on lease		4,683	51,650	4,683	51,650
Interest from current accounts with banks		1,334	21,522	63	409
Interest income from treasury bills		1,324,928	1,357,582	461,792	664,371
Rental income		13,570	8,188	13,570	8,188
		<b>1,694,170</b>	<b>1,839,193</b>	<b>561,377</b>	<b>912,665</b>

**9.2 Investment income from Shareholders funds:**

Interest income on fixed term deposits		103,139	122,928	24,749	77,643
Interest income on bonds		508,008	252,766	508,008	252,766
Interest income on statutory deposit		65,235	64,821	39,141	38,893
Interest from current accounts with banks		3,356	9,135	1,880	174
Interest income from treasury bills		225,380	199,088	-	-
		<b>905,118</b>	<b>648,738</b>	<b>573,778</b>	<b>369,477</b>
		<b>2,599,288</b>	<b>2,487,931</b>	<b>1,135,155</b>	<b>1,282,142</b>

All interest income are calculated using effective interest method.

**MUTUAL BENEFITS ASSURANCE PLC**
**NOTES TO THE CONSOLIDATED AND SEPARATE FINANCIAL STATEMENTS - Continued**
**4 Gross premium income**

<i>in thousands of Nigerian Naira</i>	Notes	GROUP		COMPANY	
		2020	2019	2020	2019
<b>4.1 Gross premium written</b>					
Non-life		11,347,783	10,165,216	9,207,506	8,366,641
Life (Group life and individual life)		8,636,060	8,532,623	-	-
		19,983,843	18,697,839	9,207,506	8,366,641
<b>Changes in unearned premium</b>					
Non-life		(683,992)	235,196	(808,742)	171,774
Life (Group life and individual life)		128,522	(811,124)	-	-
		(555,470)	(575,928)	(808,742)	171,774
<b>Gross premium income</b>	<b>35.2.i</b>	<b>19,428,373</b>	<b>18,121,911</b>	<b>8,398,764</b>	<b>8,538,415</b>
<b>4.2 Premiums ceded to reinsurers</b>					
Outward premium - Non life		2,353,237	2,230,267	2,213,249	2,109,481
Outward premium - life		947,345	753,189	-	-
Changes in prepaid re-insurance		48,759	(150,660)	48,760	(150,660)
	<b>24.3</b>	<b>3,349,341</b>	<b>2,832,796</b>	<b>2,262,009</b>	<b>1,958,821</b>
<b>4.3 Net premium income</b>		<b>16,079,032</b>	<b>15,289,115</b>	<b>6,136,755</b>	<b>6,579,594</b>
<b>5 Fees and commission income</b>					
Commission received from reinsurance		721,185	417,270	519,527	282,712
Commission received from co-insurance		20	65,496	20	65,496
		<b>721,205</b>	<b>482,766</b>	<b>519,547</b>	<b>348,208</b>
<b>6 Net benefits and claims</b>					
Claims paid		7,954,688	7,984,675	3,146,778	3,191,280
Change in outstanding claims		2,237,506	519,160	1,591,352	67,647
Claims recoveries	24.2	(1,373,507)	(2,574,901)	(318,640)	(1,050,390)
Change in outstanding claims - Reinsurers	24.1	(822,976)	(2,189)	(863,339)	18,574
		<b>7,995,711</b>	<b>5,926,745</b>	<b>3,556,150</b>	<b>2,227,111</b>
<b>7 Underwriting expenses</b>					
Amortisation of deferred acquisition costs	26.1	2,648,698	1,993,619	1,418,555	1,155,472
Maintenance costs	7.1	2,282,803	2,192,498	728,539	961,846
		<b>4,931,501</b>	<b>4,186,117</b>	<b>2,147,094</b>	<b>2,117,318</b>

MUTUAL BENEFITS ASSURANCE PLC

NOTES TO THE CONSOLIDATED AND SEPARATE FINANCIAL STATEMENTS - Continued

For the year ended 31 December 2020

3.6 Segment information - Continued

The segment information provided by the Management Underwriting Investment Committee (MUIC) for the reporting segments for the year ended 31 December 2019 is as follows:

Group in thousands of Nigerian Naira	Assurance business				Real estate Mutual Homes	Microfinance Mutual Microfinance	Elimination adjustment	Total
	Mutual Plc Nigeria	Mutual Ltd Nigeria	Mutual Niger	Mutual Liberia				
Gross premium written	8,366,641	8,488,202	1,259,059	583,937	-	-	-	18,697,839
Gross premium income	8,538,415	7,797,948	1,322,481	463,067	-	-	-	18,121,911
Premiums ceded to reinsurers	(1,958,821)	(753,189)	(98,701)	(22,085)	-	-	-	(2,832,796)
Net premiums income	6,579,594	7,044,759	1,223,780	440,982	-	-	-	15,289,115
Fee and commission income	348,208	131,570	2,987	-	-	-	-	482,766
Net underwriting income	6,927,802	7,176,329	1,226,767	440,982	-	-	-	15,771,881
Net benefits and claims	2,227,111	3,176,645	469,755	53,235	-	-	-	5,926,745
Increase in individual life fund	-	354,439	-	-	-	-	-	354,439
Decrease in annuity reserve	-	(94,408)	-	-	-	-	-	(94,408)
Underwriting expenses	2,117,318	1,871,828	156,651	40,320	-	-	-	4,186,117
Net underwriting expenses	4,344,429	5,308,504	626,406	93,556	-	-	-	10,372,893
Underwriting profit	2,583,373	1,867,825	600,361	347,426	-	-	-	5,398,988
Profit on investment contracts	-	1,068,929	-	-	-	-	5,249	1,074,178
Investment income	1,282,142	1,106,056	53,036	46,697	-	-	-	2,487,931
Net fair value gain/(loss) on assets at FVTPL	445,511	529,450	-	-	-	-	1	974,962
Other income	21,697	11,015	19,767	-	6,008	18,506	(5,233)	71,759
Impairment charge no longer required	-	-	-	-	-	-	-	-
Impairment reversal/ (charges)	2,087	(258,781)	-	(23,873)	-	(45,490)	(28,174)	(354,230)
Employees benefit expenses	(1,060,858)	(792,606)	(131,644)	(118,341)	(1,250)	(141,225)	(1)	(2,245,924)
Other management expenses & FX loss	(1,981,981)	(1,152,212)	(354,355)	(192,070)	(607)	(230,705)	38,954	(3,872,975)
Result of operating activities	1,291,971	2,379,675	187,165	59,840	4,151	(398,914)	10,796	3,534,689
Finance costs	-	-	-	-	-	(50,964)	-	(50,964)
Finance income	-	-	-	-	-	270,329	-	270,329
Profit before income tax	1,291,971	2,379,675	187,165	59,840	4,151	(179,549)	10,796	3,754,054
Income tax (expenses)/benefit	(205,667)	117,619	(64,401)	(11,829)	28,727	(6,260)	(4)	(141,815)
Profit for the year	1,086,304	2,497,293	122,764	48,011	32,878	(185,809)	10,792	3,612,239
Profit attributable to:								
Owners of the parent	1,086,304	2,497,293	112,943	45,611	32,878	(143,073)	10,792	3,642,753
Non-controlling interests	-	-	9,821	2,401	-	(42,736)	-	(30,514)
	1,086,304	2,497,293	122,764	48,011	32,878	(185,809)	10,792	3,612,239

MUTUAL BENEFITS ASSURANCE PLC

NOTES TO THE CONSOLIDATED AND SEPARATE FINANCIAL STATEMENTS - Continued

For the year ended 31 December 2020

3.6 Segment information - Continued

Group in thousands of Nigerian Naira	Assurance business				Real estate	Microfinance	Elimination adjustment	Total
	Mutual Plc Nigeria	Mutual Ltd Nigeria	Mutual Niger	Mutual Liberia	Mutual Homes	Mutual Microfinance		
LIABILITIES								
Insurance contract liabilities	5,028,508	8,121,751	633,150	317,395	-	-	-	14,100,805
Investment contract liabilities	-	26,263,838	-	2,291	-	-	-	26,266,129
Trade payables	1,227,507	925,363	260,315	1,936	-	-	-	2,415,121
Other liabilities	375,331	655,070	135,780	109,746	373,326	286,868	(555,350)	1,380,767
Deposit liabilities	-	-	-	-	-	389,640	-	389,640
Borrowings	6,752,845	-	-	-	-	-	-	6,752,845
Current income tax liabilities	642,173	153,930	-	16,439	49,769	16,097	14,960	893,369
Deferred tax liabilities	709,191	-	-	-	30,543	3,424	302,070	1,045,228
Total liabilities	14,735,555	36,119,952	1,029,245	447,808	453,638	696,029	(238,320)	53,243,900
EQUITY								
Share capital	5,586,367	330,000	1,295,010	488,421	20,000	264,867	(2,398,298)	5,586,367
Treasury shares	(250)	-	-	-	-	-	-	(250)
Share premium	-	5,670,000	-	-	-	-	(5,670,000)	-
Foreign currency translation reserve	-	-	179,007	874,068	-	-	(114,254)	938,821
Contingency reserve	2,745,470	717,023	-	-	-	-	-	3,462,493
Fair value reserve	(136,066)	(500,412)	-	-	-	-	(37,133)	(673,611)
Revaluation reserve	1,339,395	-	139,140	74,003	-	-	(32,407)	1,520,131
Retained earnings/ (accumulated losses)	(1,279,313)	3,870,067	248,874	102,080	10,153	(329,231)	(23,731)	2,598,898
Shareholders fund	8,255,603	10,086,677	1,862,031	1,538,572	30,153	(64,364)	(8,275,823)	13,432,849
Owners of the parent	8,255,603	10,086,677	1,862,031	1,538,572	30,153	(64,364)	(8,275,823)	13,432,849
Non-controlling interests in equity	-	-	9,821	2,401	-	15,560	1,074,066	1,100,847
Total equity	8,255,603	10,086,677	1,871,852	1,540,973	30,153	(49,804)	(7,201,757)	14,533,696
Total liabilities and equity	22,991,158	46,206,631	2,901,097	1,988,781	483,790	646,225	(7,440,080)	67,777,596



MUTUAL BENEFITS ASSURANCE PLC

NOTES TO THE CONSOLIDATED AND SEPARATE FINANCIAL STATEMENTS - Continued

For the year ended 31 December 2020

3.6 Segment information - Continued

The segment information provided by the Management Underwriting Investment Committee (MUIC) for the reporting segments as at 31 December 2019 is as follows:

Group in thousands of Nigerian Naira	Assurance business				Real estate Mutual Homes	Microfinance Mutual Microfinance	Elimination adjustment	Total
	Mutual Plc Nigeria	Mutual Ltd Nigeria	Mutual Niger	Mutual Liberia				
Cash and cash equivalents	2,146,927	2,081,656	1,826,979	355,240	657	412,546	(3,000)	6,821,006
Equity instruments at fair value through OCI	57,842	216,059	-	111,500	-	-	(39,430)	345,967
Financial assets at fair value at through profit or loss	3,377,844	4,291,374	-	-	-	-	-	7,669,217
Loans and receivables	277,110	10,042,114	-	888,117	-	195,261	(221,340)	11,181,262
Debt instruments at amortised cost	5,257,169	18,120,383	-	-	-	-	-	23,377,552
Financial assets held for trading pledged as collateral	123,742	-	-	-	-	-	-	123,742
Trade receivables	316,582	-	156,671	90,560	-	-	-	563,813
Reinsurance assets	1,823,103	2,127,927	363,714	(776)	-	-	-	4,313,967
Other receivables and prepayments	200,825	751,979	46,105	151,583	46,977	11,793	(89,990)	1,119,275
Deferred acquisition costs	355,388	171,230	-	-	-	-	-	526,618
Finance lease receivables	83,552	-	-	-	-	-	-	83,552
Inventories	-	-	-	-	436,156	-	-	436,156
Investment properties	56,000	6,875,000	-	-	-	-	-	6,931,000
Intangible assets	23,957	22	22,208	-	-	3,902	-	50,090
Property, plant and equipment	2,398,161	127,465	485,420	392,557	-	22,722	-	3,426,326
Investments in subsidiaries	6,000,000	896,981	-	-	-	-	(6,896,980)	-
Statutory deposit	300,000	200,000	-	-	-	-	-	500,000
Deposit for investment in equity	127,238	120,000	-	-	-	-	(240,000)	7,238
Deferred tax assets	65,718	184,441	-	-	-	-	50,660	300,815
<b>Total assets</b>	<b>22,991,158</b>	<b>46,206,631</b>	<b>2,901,097</b>	<b>1,988,781</b>	<b>483,790</b>	<b>646,225</b>	<b>(7,440,080)</b>	<b>67,777,596</b>

MUTUAL BENEFITS ASSURANCE PLC

NOTES TO THE CONSOLIDATED AND SEPARATE FINANCIAL STATEMENTS - Continued

For the year ended 31 December 2020

3.6 Segment information - Continued

The segment information provided by the Management Underwriting Investment Committee (MUIC) for the reporting segments for the year ended 31 December 2020 is as follows:

Group in thousands of Nigerian Naira	Assurance business				Real estate	Microfinance	Elimination	Total
	Mutual Plc Nigeria	Mutual Ltd Nigeria	Mutual Niger	Mutual Liberia	Mutual Homes	Mutual Microfinance	adjustment	
Gross premium written	9,207,506	8,433,063	1,763,513	579,760	-	-	-	19,983,843
Gross premium income	8,398,764	8,525,403	1,888,264	615,944	-	-	(2)	19,428,373
Premiums ceded to reinsurers	(2,262,009)	(947,345)	(133,537)	(6,450)	-	-	-	(3,349,341)
Net premiums income	6,136,755	7,578,058	1,754,727	609,494	-	-	(2)	16,079,032
Fee and commission income	519,547	179,529	22,129	-	-	-	-	721,205
Net underwriting income	6,656,302	7,757,587	1,776,856	609,494	-	-	(2)	16,800,237
Net benefits and claims	3,556,150	3,577,780	789,629	72,153	-	-	-	7,995,711
Increase in individual life fund	-	192,942	-	-	-	-	-	192,942
Increase in annuity reserve	-	3,997	-	-	-	-	(1)	3,996
Underwriting expenses	2,147,094	2,191,949	513,830	78,628	-	-	-	4,931,501
Net underwriting expenses	5,703,244	5,966,668	1,303,459	150,781	-	-	(1)	13,124,150
Underwriting profit	953,058	1,790,919	473,397	458,713	-	-	(1)	3,676,087
Profit on investment contracts	-	416,303	-	-	-	-	-	416,303
Investment income	1,135,155	1,283,258	95,336	85,539	-	-	-	2,599,288
Net fair value gain/(loss) on assets at FVTPL	1,127,088	2,165,343	-	-	-	-	-	3,292,431
Other income	1,616,965	62,031	2,675	-	2,475	9,141	4,303	1,697,590
Impairment charges	(86,123)	(896,584)	(2,302)	(43,885)	-	(93,625)	200,884	(921,635)
Employees benefit expenses	(989,293)	(626,356)	(153,482)	(106,258)	(1,125)	(40,967)	-	(1,917,481)
Other management expenses & FX loss	(1,861,435)	(1,057,028)	(300,222)	(272,204)	(266,932)	(47,055)	(4,301)	(3,809,177)
Result of operating activities	1,895,415	3,137,885	115,402	121,904	(265,582)	(172,506)	200,885	5,033,406
Finance costs	(13,088)	-	-	-	-	(10,263)	-	(23,351)
Finance income	-	-	-	-	-	31,970	-	31,970
Profit before income tax	1,882,327	3,137,885	115,402	121,904	(265,582)	(150,799)	200,885	5,042,025
Income tax (expense)/benefit	(19,471)	246,931	(144,725)	(45,412)	30,308	(445)	(1)	67,184
Profit for the year	1,862,856	3,384,816	(29,323)	76,492	(235,274)	(151,244)	200,884	5,109,209
Profit attributable to:								
Owners of the parent	1,862,856	3,384,816	(39,145)	74,091	(235,274)	(108,508)	192,977	5,131,816
Non-controlling interests	-	-	9,821	2,401	-	(42,736)	7,907	(22,607)
	1,862,856	3,384,816	(29,323)	76,492	(235,274)	(151,244)	200,884	5,109,209

**MUTUAL BENEFITS ASSURANCE PLC**

**NOTES TO THE CONSOLIDATED AND SEPARATE FINANCIAL STATEMENTS - Continued**

For the year ended 31 December 2020

**3.6 Segment information - Continued**

The segment information provided by the Management Underwriting Investment Committee (MUIC) for the reporting segments as at 31 December 2020 is as follows:

Group in thousands of Nigerian Naira	Assurance business				Real estate	Microfinance	Elimination adjustment	Total
	Mutual Plc Nigeria	Mutual Ltd Nigeria	Mutual Niger	Mutual Liberia	Mutual Homes	Mutual Microfinance		
LIABILITIES								
Insurance contract liabilities	7,428,602	8,871,956	1,008,208	263,517	-	-	-	17,572,283
Investment contract liabilities	-	28,447,267	-	-	-	-	-	28,447,267
Trade payables	756,603	958,905	405,958	5,539	-	-	-	2,127,006
Other liabilities	1,954,097	1,034,044	298,801	116,988	353,479	150,766	(498,890)	3,409,284
Deposit liabilities	-	-	-	-	-	301,618	-	301,618
Borrowings	3,890,130	-	-	-	-	-	-	3,890,130
Current income tax liabilities	616,987	167,428	-	55,571	49,996	14,722	-	904,704
Deferred tax liabilities	659,568	-	-	-	8	3,636	865,370	1,528,578
Total liabilities	15,305,987	39,479,600	1,712,967	441,616	403,483	470,741	366,480	58,180,870
EQUITY								
Share capital	5,586,367	8,002,500	1,295,010	488,421	20,000	504,867	(10,310,800)	5,586,367
Treasury shares	(250)	-	-	-	-	-	-	(250)
Deposit for Shares	4,800,000	-	-	-	-	-	-	4,800,000
Foreign currency translation reserve	-	-	1,141,360	953,334	-	-	(933,092)	1,161,602
Contingency reserve	3,118,041	1,054,012	-	-	-	-	(1)	4,172,059
Fair value reserve	(133,900)	(176,942)	-	-	-	-	(568,095)	(878,937)
Revaluation reserve	1,339,395	-	139,140	74,003	-	-	(32,407)	1,520,131
Retained earnings/ (accumulated losses)	300,169	4,283,468	219,550	178,572	(225,121)	(480,475)	2,717,624	6,993,787
Shareholders fund	15,009,822	13,163,037	2,795,060	1,694,331	(205,121)	24,392	(9,126,771)	23,354,759
Owners of the parent	15,009,822	13,163,037	2,795,060	1,694,331	(205,121)	24,392	(9,126,771)	23,354,759
Non-controlling interests in equity	-	-	9,821	2,401	-	14,560	1,307,015	1,333,778
Total equity	15,009,822	13,163,037	2,804,881	1,696,731	(205,121)	38,952	(7,819,756)	24,688,537
Total liabilities and equity	30,315,809	52,642,637	4,517,848	2,138,348	198,362	509,693	(7,453,276)	82,869,407

**MUTUAL BENEFITS ASSURANCE PLC**
**NOTES TO THE CONSOLIDATED AND SEPARATE FINANCIAL STATEMENTS - Continued**

For the year ended 31 December 2020

**3.6 Segment information**

The Group is organized into three operating segments. These segments distribute their products through various forms of brokers, agencies and direct marketing programs. Management identifies its reportable operating segments by product line consistent with the reports used by the Management Investment and Underwriting Committee. These segments and their respective operations are as follows:

**Assurance business:** This segment covers the protection of customers' assets (Particularly their properties, both for personal and commercial business) and Indemnification of other parties that have suffered damage as a result of customers accident. All contracts in this segment are short term in nature. Revenue in this segment is derived primarily from insurance premium, investment income, net realised gains on financial assets, and net fair value gains on financial assets at fair value through profit or loss and covers the protection of the Group's customers against the risk of premature death, disability, critical illness and other accidents. Revenue from this segment is derived primarily from insurance premium, investment income, net realized gains on financial assets and net fair value gains on financial assets held for trading.

ii) **Real Estate:** The Group undertakes real estate development project with the aim of outright sale or lease of the properties to meet the needs of individual and corporate bodies. The Group offers various products in real estate to meet client needs while promoting value adding business relationships and utilizes a combination of debt and equity finance to provide funds for projects. Revenue from this segment is derived primarily from property sale, fee income and investment income.

iv) **Microfinance Banking:** The Group undertakes provision of retails and microfinance banking services at the community level. Revenue from this segment is derived primarily interest on micro loans and advances, SME loans, overdraft, fees and commission and investment income.

The segment information provided by the Management Underwriting Investment Committee (MUIC) for the reporting segments for the year ended 31 December 2020 is as follows:

Group in thousands of Nigerian Naira	Assurance business				Real estate	Microfinance	Elimination adjustment	Total
	Mutual Plc Nigeria	Mutual Ltd Nigeria	Mutual Niger	Mutual Liberia	Mutual Homes	Mutual Microfinance		
Cash and cash equivalents	4,761,993	2,880,279	3,052,381	478,747	311	388,745	(142,310)	11,420,144
Equity instruments at fair value through OCI	60,008	39,117	-	111,500	-	-	(69,980)	140,641
Financial assets at fair value at through profit or loss	5,879,688	16,019,591	-	-	-	-	-	21,899,279
Loans and receivables	250,916	11,546,833	-	962,566	-	89,555	-	12,849,870
Debt Instruments at amortised cost	7,625,685	11,198,444	-	-	-	-	-	18,824,128
Financial assets held for trading pledged as collateral	140,648	-	-	-	-	-	-	140,648
Trade receivables	182,138	-	133,491	32,988	-	-	-	348,617
Reinsurance assets	1,885,227	1,862,233	566,940	(2,559)	-	-	-	4,311,840
Other receivables and prepayments	267,111	397,346	35,929	162,156	28,252	8,453	(34,030)	865,217
Deferred acquisition costs	432,422	155,557	-	-	-	-	-	587,978
Finance lease receivables	657	-	-	-	-	-	-	657
Inventories	-	-	-	-	169,799	-	-	169,799
Investment properties	56,000	6,665,000	-	-	-	-	-	6,721,000
Intangible assets	12,706	-	21,320	-	-	12,827	-	46,853
Property, plant and equipment	2,219,816	91,391	707,787	392,950	-	10,113	1,360	3,423,421
Investments in subsidiaries	6,120,000	1,016,981	-	-	-	-	(7,136,980)	-
Statutory deposit	300,000	200,000	-	-	-	-	-	500,000
Deposit for investment in equity	29,238	100,000	-	-	-	-	(122,000)	7,238
Deferred tax assets	91,556	469,865	-	-	-	-	50,660	612,077
<b>Total assets</b>	<b>30,315,809</b>	<b>52,642,636</b>	<b>4,517,848</b>	<b>2,138,348</b>	<b>198,362</b>	<b>509,693</b>	<b>(7,453,280)</b>	<b>82,869,407</b>

**MUTUAL BENEFITS ASSURANCE PLC**

**NOTES TO THE CONSOLIDATED AND SEPARATE FINANCIAL STATEMENTS - Continued**

For the year ended 31 December 2020

**3.5 Fair value hierarchy - Continued**

*Financial instruments not measured at fair value*

The following table sets out the carrying amount of financial instruments not measured at fair value and the analysis per level in the fair value hierarchy into which each fair value measurement is categorised.

31 December 2020 in thousands of Nigerian Naira	Group				Company			
	Level 1	Level 2	Level 3	Total	Level 1	Level 2	Level 3	Total
Loans and advances	-	-	13,681,586	13,681,586	-	-	252,243	252,243
Debt Instruments at amortised cost	-	17,884,971	-	17,884,971	-	5,246,250	-	5,246,250
Finance lease receivables	-	-	657	657	-	-	657	657
	-	17,884,971	13,682,243	31,567,214	-	5,246,250	252,900	5,499,150

31 December 2019 in thousands of Nigerian Naira	Group				Company			
	Level 1	Level 2	Level 3	Total	Level 1	Level 2	Level 3	Total
Loans and advances	-	-	11,649,855	11,649,855	-	-	279,023	279,023
Debt Instruments at amortised cost	-	16,150,402	-	16,150,402	-	5,246,250	-	5,246,250
Finance lease receivables	-	-	83,552	83,552	-	-	83,552	83,552
	-	16,150,402	11,733,407	27,883,809	-	5,246,250	362,575	5,608,825

*Fair value of financial assets and liabilities*

Below are the methodologies and assumptions used to determine fair values for those financial instruments in the financial statements:

*Assets and liabilities for which fair value approximates carrying value*

The management assessed that cash and cash equivalents, trade receivables, reinsurance receivable, other receivables, trade payables, other liabilities and deposit liabilities approximate their carrying amounts largely due to the short-term maturities of these instruments.

*Loans and advances and finance lease receivables*

The fair values of loans and advances are based on cash flows discounted using a rate based on the market interest rate of borrowings. The discount rate equals the prime lending rate as set by the Central Bank of Nigeria at the reporting dates. The fair values are within Level 3 of the fair value hierarchy.

*Non financial asset measured at fair value*

Investment property is a recurring fair value measurement valued using the market approach method of valuation. The valuation of the properties is based on the price for which comparable land and properties are being exchanged and/or are being marketed for sale. Therefore, the market-approach Method of Valuation was used. See Note 31 for the details of the description of valuation techniques used and key inputs to valuation on investment properties.

in thousands of Nigerian Naira		Group				Company			
		Level 1	Level 2	Level 3	Total	Level 1	Level 2	Level 3	Total
Investment property	31 Dec 2020	-	-	6,721,000	6,721,000	-	-	56,000	56,000
Investment property	31 Dec 2019	-	-	6,931,000	6,931,000	-	-	56,000	56,000

During the reporting year ended 31 December 2020, there were no transfers between level 1 and level 2 and in and out of level 3.

**MUTUAL BENEFITS ASSURANCE PLC**

**NOTES TO THE CONSOLIDATED AND SEPARATE FINANCIAL STATEMENTS - Continued**

**For the year ended 31 December 2020**

**3.5 Fair value hierarchy - Continued**

*Financial instruments in level 1*

The fair value of financial instruments traded in active markets is based on quoted market prices at the reporting date. A market is regarded as active if quoted prices are readily and regularly available from an exchange, dealer, broker, industry group, pricing service, or regulatory agency, and those prices represent actual and regularly occurring market transactions on an arm's length basis. The quoted market price used for financial assets held by the group is the current bid price. These instruments are included in Level 1. Instruments included in Level 1 comprise primarily Nigerian Stock Exchange equity investments classified as trading securities or available for sale. If the fair value cannot be measured reliably, these financial instruments are measured at cost, being the fair value of the consideration paid for the acquisition of the investment or the amount received on issuing the financial liability. All transaction costs directly attributable to the acquisition are also included in the cost of the investment. The group measure its available-for-sale instrument at costs.

*Financial instruments in level 2*

Inputs other than quoted prices included within Level 1 that are observable either directly (i.e. as prices) or indirectly (i.e. derived from prices). This category includes instruments valued using: quoted market prices in active markets for similar instruments; quoted prices for identical or similar instruments in markets that are considered less than active; or other valuation techniques in which all significant inputs are directly or indirectly observable from market data.

*Financial instruments in level 3*

Level 3: inputs that are unobservable. This category includes all instruments for which the valuation technique includes inputs not based on observable data and the unobservable inputs have a significant effect on the instrument's valuation. This category includes instruments that are valued based on quoted prices for similar instruments for which significant unobservable adjustments or assumptions are required to reflect differences between the instruments.

The table below analyses financial instruments measured at fair value at the end of the reporting period, by the level in the fair value hierarchy into which the fair value measurement is categorized. The amounts are based on the values recognised in the statement of financial position.

*Financial instruments measured at fair value*

The following table analyses financial instruments measured at fair value at the end of the reporting period, by the level in the fair value hierarchy into which the fair value measurement is categorised:

31 December 2020 in thousands of Nigerian Naira	Group				Company			
	Level 1	Level 2	Level 3	Total	Level 1	Level 2	Level 3	Total
Financial assets held for trading pledged as collateral	140,648	-	-	140,648	140,648	-	-	140,648
Equity instruments at fair value through OCI	-	-	140,641	140,641	-	-	60,008	60,008
Financial assets at FVPL	-	21,899,279	-	21,899,279	-	5,879,688	-	5,879,688
	140,648	21,899,279	140,641	22,180,568	140,648	5,879,688	60,008	6,080,344

31 December 2019 in thousands of Nigerian Naira	Group				Company			
	Level 1	Level 2	Level 3	Total	Level 1	Level 2	Level 3	Total
Financial assets held for trading pledged as collateral	123,742	-	-	123,742	123,742	-	-	123,742
Equity instruments at fair value through OCI	-	-	345,967	345,967	-	-	57,842	57,842
Financial assets at FVPL	-	7,669,217	-	7,669,217	-	3,377,844	-	3,377,844
	123,742	7,669,217	345,967	8,138,926	123,742	3,377,844	57,842	3,559,428

*Reconciliation of Level 3 item (equity instruments at FVOCI)*

in thousands of Nigerian Naira	GROUP		COMPANY	
	31 Dec-2020	31 Dec-2019	31 Dec-2020	31 Dec-2019
At 1 January	345,967	731,018	57,842	54,211
Unrealised gains/(losses) in OCI	(205,326)	(385,051)	2,166	3,631
	140,641	345,967	60,008	57,842

# MUTUAL BENEFITS ASSURANCE PLC

## NOTES TO THE CONSOLIDATED AND SEPARATE FINANCIAL STATEMENTS - Continued

### 54 Related parties

#### Parent

Mutual Benefits Assurance Plc (incorporated in Nigeria) is the ultimate parent of the group.

Transactions between Mutual Benefits Assurance and the subsidiaries also meet the definition of related party transactions. Where these are eliminated on consolidation, they are not disclosed in the consolidated financial statements.

#### Transactions with key management personnel

The Group's key management personnel, and persons connected with them are considered to be related parties for disclosure purposes. The definition of key management includes close members of family of key personnel and any entity over which key management exercise control. The key management personnel have been identified as the executive and non-executive directors of the Group. Close members of family are those family members who may be expected to influence, or be influenced by that individual in their dealings with Mutual Benefits Assurance Plc.

The volume of related party transactions, outstanding balances at the period end, and related expense and income for the period are as follows:

<i>in thousands of Nigerian Naira</i>	GROUP		COMPANY	
	31 Dec-2020	31 Dec-2019	31 Dec-2020	31 Dec-2019
<b>Key management compensation</b>				
Salaries and other short-term benefits	286,017	294,092	135,000	135,000
Defined contribution pension	11,346	11,648	8,946	9,248
	<b>297,363</b>	<b>305,740</b>	<b>143,946</b>	<b>144,248</b>

#### Transactions with key management personnel

		GROUP		COMPANY	
<i>in thousands of Nigerian Naira</i>	Notes	31 Dec-2020	31 Dec-2019	31 Dec-2020	31 Dec-2019
<b>Loans and advances to directors</b>					
Balance as at 1 January		1,455	5,126	-	-
Granted during the year		-	-	-	-
Interest during the year		2,749	3,679	-	-
Repayment		(4,204)	(7,350)	-	-
Impact of foreign exchange rate changes		-	-	-	-
Balance as at 31 December		-	1,455	-	-
Interest earned		2,749	3,679	-	-

**MUTUAL BENEFITS ASSURANCE PLC**
**NOTES TO THE CONSOLIDATED AND SEPARATE FINANCIAL STATEMENTS - Continued**
**53 Supplementary statement of profit or loss information**

- i Employees, other than the executive directors, whose duties were wholly or mainly discharged in Nigeria, received emoluments (excluding pension contribution and other allowances) in the following ranges:

	GROUP		COMPANY	
	31 Dec-2020	31 Dec-2019	31 Dec-2020	31 Dec-2019
	Number	Number	Number	Number
N220,001 - N720,000	41	50	-	5
N720,001 - N1,400,000	64	93	24	36
N1,400,001 - N2,050,000	76	81	32	33
N2,050,001 - N2,330,000	12	14	8	13
N2,330,001 - N2,840,000	25	35	11	14
N2,840,001 - N3,000,000	7	9	4	4
N3,000,001 - N4,500,000	38	47	27	33
N4,500,001 - N5,950,000	25	24	16	15
N5,950,001 - N6,800,000	-	7	-	6
N6,800,001 - N7,800,000	9	3	5	-
N7,800,001 - N8,600,000	12	8	7	3
N8,600,001 - N11,800,000	21	17	12	8
Above N11,800,000	20	11	13	4
Balance, end of year	350	399	159	174

The average number of full time persons employed by the Company during the year was as followed:

	Notes	GROUP		COMPANY	
		31 Dec-2020	31 Dec-2019	31 Dec-2020	31 Dec-2019
Executive Directors		11	9	2	2
Management staff		139	137	78	79
Non management staff		211	262	81	95
		361	408	161	176

ii **Directors' remuneration:**

Remuneration paid to the Directors of the Company was as follows:

In thousands of Nigerian Naira	Notes	GROUP		COMPANY	
		31 Dec-2020	31 Dec-2019	31 Dec-2020	31 Dec-2019
Executive compensation		286,017	294,092	135,000	135,000
Directors fees		18,125	18,125	18,125	18,125
Other directors expenses		138,046	176,681	111,984	150,075
		442,188	488,898	265,109	303,200

The directors' remuneration shown above (excluding pension contributions and other allowances):

In thousands of Nigerian Naira		GROUP		COMPANY	
		31 Dec-2020	31 Dec-2019	31 Dec-2020	31 Dec-2019
Chairman		13,373	8,200	5,200	5,200
Highest paid director		119,198	112,427	45,125	45,125

The emoluments of all other directors fell within the following range:

	Notes	GROUP		COMPANY	
		31 Dec-2020	31 Dec-2019	31 Dec-2020	31 Dec-2019
		Number	Number	Number	Number
N500,000- N1,000,000		7	8	0	0
Above N2,000,000		13	9	9	9
		20	17	9	9



**MUTUAL BENEFITS ASSURANCE PLC**
**NOTES TO THE CONSOLIDATED AND SEPARATE FINANCIAL STATEMENTS - Continued**
**52 Reconciliation of profit before income tax to cash flows provided by operating activities:**

<i>in thousands of Nigerian Naira</i>		<b>GROUP</b>		<b>COMPANY</b>	
		<b>31 Dec-2020</b>	<b>31 Dec-2019</b>	<b>31 Dec-2020</b>	<b>31 Dec-2019</b>
Profit before income tax		5,042,025	3,754,054	1,882,327	1,291,971
<i>Adjustments for non-cash items:</i>					
Fair value gain/(loss) on financial assets through profit and loss	10	(3,292,431)	(974,962)	(1,127,088)	(445,511)
Amortisation of deferred acquisition costs	26.1	2,648,698	1,993,619	1,418,555	1,155,472
Interest income	8	(3,077,528)	(3,556,496)	-	-
Investment income	9	(2,599,288)	(2,487,931)	(1,135,155)	(1,282,142)
Interest on borrowings		13,088	-	13,088	-
Interest income on finance leases	27.1	(4,683)	(51,650)	(4,683)	(51,650)
Bad debt written off	14	2,110	144,690	-	-
Impairment charge/(write-back) on financial assets	12	921,635	354,230	86,123	(2,087)
Amortisation of intangible assets	31	13,436	16,311	11,251	12,172
Depreciation of property and equipments	32	358,967	514,970	253,170	364,700
Gain on disposal of property and equipment	11	(8,145)	(2,789)	(2,950)	(965)
Foreign exchange gain on cash and cash equivalents	15	(149,869)	(6,890)	(149,869)	(6,890)
Gain on extinguishment of loan	11	(1,575,803)	-	(1,575,803)	-
Foreign exchange loss foreign domiciliary borrowings	40.1	-	81,000	-	81,000
Fair value loss in investment property		70,000	20,000	-	-
Loss/(gain) on disposal of investment property	8.1	30,000	(5,250)	-	-
Inventory written down	14	266,357	-	-	-
Impairment of goodwill		-	1,543	-	-
<b>Cash flow (used in)/from operating profit before changes in operating assets and liabilities</b>		<b>(1,341,430)</b>	<b>(205,551)</b>	<b>(331,034)</b>	<b>1,116,070</b>
Trade receivables		213,086	203,613	134,444	(116,582)
Reinsurance assets		2,127	(739,244)	(62,124)	(315,591)
Other receivables and prepayment		(1,875,832)	(14,532)	(2,885,459)	24,617
Deferred acquisition cost		(2,710,058)	(2,062,989)	(1,495,589)	(1,157,999)
Inventories		-	82,080	-	-
Insurance contract liabilities - Claims		2,916,008	474,322	1,591,352	67,646
Insurance contract liabilities - Unearned premium		555,470	575,928	808,742	(171,774)
Trade payables		(288,115)	630,339	(470,904)	355,855
Other liabilities		728,517	441,260	278,766	105,154
Loans and receivables		(503,437)	269,930	24,220	55,021
Investment contract liabilities		2,181,138	989,868	-	-
Borrowings		2,862,715	-	2,862,715	-
Deposit liabilities		(88,022)	(122,513)	-	-
Income tax paid	41	(312,689)	(376,252)	(120,118)	(187,354)
<b>Net cash flows (used in)/ from operating activities</b>		<b>2,339,477</b>	<b>146,259</b>	<b>335,010</b>	<b>(224,937)</b>

**MUTUAL BENEFITS ASSURANCE PLC**
**NOTES TO THE CONSOLIDATED AND SEPARATE FINANCIAL STATEMENTS - Continued**
**50 Retained Earnings/(accumulated losses)**

Retained earnings represents the amount available for dividend distribution to the equity shareholders of the Company, while accumulated losses represents the loss retained in the business over the periods. See statement of changes in equity for movement in retained earnings/(accumulated losses).

**51 Non-controlling interests in equity**

<i>in thousands of Nigerian Naira</i>	Notes	GROUP	
		31 Dec-2020	31 Dec-2019
Opening balance		1,100,847	174,699
Inflow from NCI for acquisition of subsidiary shares		-	965,010
Share from total comprehensive income		232,931	(38,862)
Balance as at year end		1,333,778	1,100,847

The table below summarises the information relating to the Group's subsidiaries that have material Non-Controlling Interests (NCI) before any intra-group eliminations.

<i>in thousands of Nigerian Naira</i>	Notes	Mutual Benefits Microfinance Bank Ltd		Mutual Benefits Niger SA	
		31 Dec-2020	31 Dec-2019	31 Dec-2020	31 Dec-2019
NCI percentage		10%	20%	38%	38%
Cash and cash equivalents		388,745	412,546	3,052,381	1,826,979
Loans and receivables		89,555	195,261	-	-
Other receivables		8,453	11,793	35,929	46,105
Intangible assets		12,827	3,902	21,320	22,208
Reinsurance assets		-	-	566,940	363,714
Trade receivables		-	-	133,491	156,671
Property, plant and equipments		10,113	22,722	707,787	485,420
Insurance contract liabilities		-	-	(1,008,208)	(633,150)
Trade payables		-	-	(405,958)	(260,315)
Other liabilities		(150,766)	(286,868)	(298,801)	(135,780)
Deposit liabilities		(301,618)	(389,640)	-	-
Current income tax liabilities		(14,722)	(16,097)	-	-
Deferred tax liabilities		(3,636)	(3,424)	-	-
Net assets/(liabilities)		38,952	(49,804)	2,804,881	1,871,852
Carrying amount of NCI		3,973	(9,961)	1,052,672	702,506
Underwriting profit		-	-	473,397	600,361
Income		45,413	288,835	98,011	72,803
Expenses		(196,211)	(468,383)	(453,704)	(445,503)
Loss before tax		-	(179,549)	-	-
Loss after tax		-	(185,809)	-	-
Profit allocated to NCI		-	(42,736)	-	-
Cash flows (used in)/from operating activities		(161,616)	125,268	1,310,906	1,048,979
Cash flows (used in)/from investing activities		5,781	2,415	(85,503)	(22,533)
Cash flows from financing activities		122,000	240,000	-	-
Net (decrease)/increase in cash and cash equivalents		(33,835)	367,683	1,225,402	1,026,446

# MUTUAL BENEFITS ASSURANCE PLC

## NOTES TO THE CONSOLIDATED AND SEPARATE FINANCIAL STATEMENTS - Continued

### 47 Contingency reserve

In compliance with Section 21 (1) of Insurance Act 2003, the contingency reserve for non-life insurance business is credited with the greater of 3% of total premiums or 20% of the profits. This shall accumulate until it reaches the amount of greater of minimum paid-up capital or 50 percent of net premium. While for life business, the contingency reserves is credited with an amount equal to 1% of gross premium or 10% of net profit (whichever is greater) and accumulated until it reached the amount of minimum paid up capital.

<i>In thousands of Nigerian Naira</i>	GROUP		COMPANY	
	31 Dec-2020	31 Dec-2019	31 Dec-2020	31 Dec-2019
Balance, beginning of the year	3,462,493	2,960,268	2,745,470	2,494,470
Transfer from retained earnings	709,566	502,225	372,571	251,000
<b>Balance, end of year</b>	<b>4,172,059</b>	<b>3,462,493</b>	<b>3,118,041</b>	<b>2,745,470</b>
<i>Analysis per business segment</i>				
Non-life business	3,118,041	2,745,470	3,118,041	2,745,470
Life business	1,054,018	717,023	-	-
	<b>4,172,059</b>	<b>3,462,493</b>	<b>3,118,041</b>	<b>2,745,470</b>
<i>Non-life business</i>				
Balance, beginning of the year	2,745,470	2,494,470	2,745,470	2,494,470
Transfer from retained earnings	372,571	251,000	372,571	251,000
<b>Balance, end of year</b>	<b>3,118,041</b>	<b>2,745,470</b>	<b>3,118,041</b>	<b>2,745,470</b>
<i>Life business</i>				
Balance, beginning of the year	717,023	465,798	-	-
Transfer from retained earnings	336,995	251,225	-	-
<b>Balance, end of year</b>	<b>1,054,018</b>	<b>717,023</b>	<b>-</b>	<b>-</b>

### 48 Fair value reserve

The fair value reserve includes the net cumulative change in the fair value of fair value through other comprehensive income investments until the investment is derecognised or impaired. See statement of changes in equity for movement in fair value reserve.

### 49 Revaluation reserve

<i>In thousands of Nigerian Naira</i>	Notes	GROUP		COMPANY	
		31 Dec-2020	31 Dec-2019	31 Dec-2020	31 Dec-2019
Balance, beginning of the year		1,520,131	1,520,131	1,339,395	1,339,395
		<b>1,520,131</b>	<b>1,520,131</b>	<b>1,339,395</b>	<b>1,339,395</b>

This is revaluation surplus in respect of building in line with the Company's accounting policies.

## MUTUAL BENEFITS ASSURANCE PLC

### NOTES TO THE CONSOLIDATED AND SEPARATE FINANCIAL STATEMENTS - Continued

#### 42 Deferred tax liabilities - continued

##### 42.3 Unrecognised deferred tax assets

Deferred tax assets relating to the Group's life business have not been recognised in respect of the following items because it is not probable that future taxable profit will be available against which the life business can use the benefits therefrom.

<i>In thousands of Nigerian Naira</i>	Notes	GROUP		COMPANY	
		31 Dec-2020	31 Dec-2019	31 Dec-2020	31 Dec-2019
Property, plant and equipment		351,600	328,064	-	-
Tax losses		5,761,719	2,699,462	-	-
Balance, end of year		6,113,319	3,027,526	-	-

#### 43 Share capital

<i>In thousands of Nigerian Naira</i>	GROUP		COMPANY	
	31 Dec-2020	31 Dec-2019	31 Dec-2020	31 Dec-2019

Share capital comprises:

##### 43.1 Authorized:

20,000,000,000 (2019: 20,000,000,000) Ordinary shares of 50k each	10,000,000	10,000,000	10,000,000	10,000,000
---	------------	------------	------------	------------

##### 43.2 Issued and fully paid:

11,172,733,508 (2019: 11,172,733,508) Ordinary shares of 50k each	5,586,367	5,586,367	5,586,367	5,586,367
---	-----------	-----------	-----------	-----------

#### 44 Treasury shares

Company's shares held (500,000 shares at ₦0.50 per share)	250	250	250	250
---	-----	-----	-----	-----

Treasury share: this represents the market value of shares of the Company held by the Company through its investment in quoted securities of the Nigerian Stock Exchange.

#### 45 Deposit for shares

This represents deposit for shares from the two investors in the Company's private placement, pending allotment of the shares.

The combined amount of N4.8 billion received on 21 December 2020 by the Company from Charles Enterprise LLC and Arubiewe Farms Limited is kept in a dedicated account by the issuing house, Radix Capital Partners Limited, pending the receipt of the final approval by the Securities and Exchange Commission (SEC). A 'No Objection' to raise the capital through the private placement was received from NAICOM on 17 December 2020.

The two investors have no intention of asking for a refund of their funds. Hence, the recognition of these funds in equity as Deposit for Shares pending the receipt of the final approval and allocation of the shares.

The Nigerian Stock Exchange (now, Nigerian Exchange Limited) granted approval for the listing of the private placement to Charles Enterprise LLC and Arubiewe Farms Limited on 12 April 2021.

#### 46 Foreign currency translation reserve

This comprises exchange differences resulting from the translation to Naira of the results and financial position of Group companies that have a functional currency other than Nigerian Naira. Mutual Benefits Assurance Company Liberia and Mutual Benefits Niger Republic SA have functional currencies other than Naira.

**MUTUAL BENEFITS ASSURANCE PLC**
**NOTES TO THE CONSOLIDATED AND SEPARATE FINANCIAL STATEMENTS - Continued**
**41 Current income tax liabilities**

<i>in thousands of Nigerian Naira</i>	Notes	GROUP		COMPANY	
		31 Dec-2020	31 Dec-2019	31 Dec-2020	31 Dec-2019
Balance at 1 January		893,369	793,528	642,173	479,914
Current income tax charge					
Company income tax		259,309	398,771	68,710	312,296
Education tax		7,268	24,464	7,268	24,414
Information technology tax		50,334	36,699	18,954	12,903
Minimum tax		7,115	16,160	-	-
	18.1	324,024	476,093	94,932	349,613
Payments during the year		(312,689)	(376,252)	(120,118)	(187,354)
Balance at the end of the year		904,704	893,369	616,987	642,173

**42 Deferred tax net liabilities**

Deferred tax assets	42.1	612,077	300,815	91,556	65,718
Deferred tax liabilities	42.2	(1,528,579)	(1,045,224)	(659,568)	(709,191)
		(916,502)	(744,409)	(568,012)	(643,473)

**42.1 Movement in Deferred tax assets**

Balance at the beginning of the year		300,815	145,378	65,718	66,344
Credit in profit or loss for the year	18.2	311,261	155,437	25,837	(626)
Balance at the end of the year		612,077	300,815	91,556	65,718

*Deferred tax assets is attributable to the following:*

<i>in thousands of Nigerian Naira</i>	Notes	GROUP		COMPANY	
		31 Dec-2020	31 Dec-2019	31 Dec-2020	31 Dec-2019
Property, plant and equipment		28,626	30,271	-	-
Expected credit losses		583,451	270,544	91,556	65,718
Balance, end of year		612,077	300,815	91,556	65,718

**42.2 Movement in Deferred tax liabilities**

Balance, beginning of year		1,045,224	1,263,609	709,191	853,763
Charge in profit or loss for the year	18.2	(79,948)	(178,843)	(49,624)	(144,572)
Charge in other comprehensive income		563,300	(39,542)	-	-
Balance at the end of the year		1,528,579	1,045,224	659,568	709,191

*Deferred income tax liability is attributable to the following:*

Property, plant and equipment		1,510,078	1,026,724	659,568	709,191
Revaluation reserves		18,501	18,501	-	-
		1,528,579	1,045,224	659,568	709,191
Net Deferred tax liability		916,502	744,409	568,012	643,473

# MUTUAL BENEFITS ASSURANCE PLC

## NOTES TO THE CONSOLIDATED AND SEPARATE FINANCIAL STATEMENTS - Continued

### 40.3 Loan from Daewoo Securities Limited

<i>in thousands of Nigerian Naira</i>	GROUP		COMPANY	
	31 Dec-2020	31 Dec-2019	31 Dec-2019	31 Dec-2019
Balance at 1 January	6,351,975	6,270,975	6,351,975	6,270,975
Interest	-	-	-	-
Loan Extinguishment	(6,351,975)	-	(6,351,975)	-
Impact of foreign exchange rate changes	-	81,000	-	81,000
	-	6,351,975	-	6,351,975

The Company issued two (2) zero coupon, long term Japanese Yen (JPY) denominated Eurobonds with options in the aggregate sum of 2,500,000,000 JPY. Daewoo Securities (Europe) Limited acted as the lead manager, financial advisor and paying agent to the issues.

The first tranche in the sum of 1,750,000,000 Japanese Yen (JPY) with redemption date in year 2020 while the second tranche in the sum of 750,000,000 Japanese Yen (JPY) was due in year 2027. The Bonds were issued with the options to subscribe for the ordinary shares of the Company. However, the options are unenforceable as the arrangement was contrary to the extant capital market regulations.

In 2009, Daewoo Securities (Europe) Limited called for the early repayment of the bonds contrary to the fundamentals of the arrangement. The parties resorted to litigation to resolve their disputes. The sum of ₦421,455,030 (equivalent to JPY250,000,000) was redeemed on the Bonds between 2009 and 2010.

On 1 December 2020, the Company redeemed the remaining outstanding Bonds by the issuance of a new unsecured USD denominated debt instrument to the sole party with economic interests in the Bonds, Concept Capital Management Limited (CCM). The fair value of the new debt instrument at the issue date was USD9,149,699 (₦3,476,171,955). The carrying amount of the Bonds at the time of extinguishment was ₦6,351,975,000 and costs incurred were ₦1,300,000,000, resulting in a net gain on extinguishment of ₦1,575,803,045 which is included in other income in the statement of profit or loss

### 40.4 Loan from Concept Capital Management Ltd

<i>in thousands of Nigerian Naira</i>	GROUP		COMPANY	
	31 Dec-2020	31 Dec-2019	31 Dec-2020	31 Dec-2019
Initial fair value of the loan	3,476,172	-	3,476,172	-
Accrued interest expense	13,088	-	13,088	-
Repayment during the year	-	-	-	-
	3,489,260	-	3,489,260	-

The Company issued a USD9.5 million unsecured debt instrument at 0% coupon to Concept Capital Management Limited (CCM) on 1 December 2020 to redeem the balance on the loan from Daewoo Securities Limited. The loan is repayable in three (3) instalments of USD5 million, USD2 million and USD2.5 million on 31 May 2021, 30 November 2021 and 30 April 2022 respectively.

The initial fair value of the loan was determined using a market interest rate for an equivalent unsecured loan at the issue date. The liability is subsequently recognised on an amortised cost basis until extinguished on payment of the last instalment.

# MUTUAL BENEFITS ASSURANCE PLC

## NOTES TO THE CONSOLIDATED AND SEPARATE FINANCIAL STATEMENTS - Continued

39 Deposit liabilities	Notes	GROUP		COMPANY	
		31 Dec-2020	31 Dec-2019	31 Dec-2020	31 Dec-2019
Current		113,729	87,251	-	-
Time		119,922	214,574	-	-
Savings		67,967	87,815	-	-
		301,618	389,640	-	-
Current		301,618	389,640	-	-
Non-current		-	-	-	-
		301,618	389,640	-	-

40	Borrowings		GROUP		COMPANY	
		Notes	31 Dec-2020	31 Dec-2019	31 Dec-2020	31 Dec-2019
	<i>in thousands of Nigerian Naira</i>					
	GTBank margin facility	40.2	400,870	400,870	400,870	400,870
	Loan from Daewoo Securities Limited	40.3	-	6,351,975	-	6,351,975
	Loan from Concept Capital Management Ltd	40.4	3,489,260	-	3,489,260	-
			3,890,130	6,752,845	3,890,130	6,752,845
	Current		2,584,534	-	2,584,534	-
	Non-current		1,305,596	6,752,845	1,305,596	6,752,845
			3,890,130	6,752,845	3,890,130	6,752,845

### 40.1 The movement in borrowings during the year is as follows:

Balance, beginning of the year		6,752,845	6,671,845	6,752,845	6,671,845
Additional of Loan from Concept Capital Management Ltd.		3,476,172	-	3,476,172	-
Impact of foreign exchange rate changes	15	-	81,000	-	81,000
Extinguishment of Loan from Daewoo Securities Ltd.		(6,351,975)	-	(6,351,975)	-
Accrued interest		13,088	-	13,088	-
Balance at the end of the year		3,890,130	6,752,845	3,890,130	6,752,845

### 40.2 GTBank margin facility

The Company obtained a margin loan facility of ₦600 million from Guaranty Trust Bank Plc to finance working capital requirements for Margin trading at 16% per annum on the 19 June 2007 out of which ₦450 million was utilised. The facility was secured by lien on shares financed and an upfront 50% margin contribution (representing a 150% cover). The Bank was to dispose of the warehoused shares to liquidate the facility whenever the cover falls to 130%. Repayment of the facility was to be from proceeds of sale of shares financed.

There is however an on-going litigation on this facility arising from the rejection by the Company of the additional investment cover requested for by the Bank due to the fall in the value of the shares purchased against which the facility was initially secured. In the ensuing litigation, judgment was given in 2017 in favour of the Company at the Lagos High Court in the sum of N120,148,773.70 plus interest at 10% p.a at the Lagos High Court. The total figure stood at N248,131,905.79 as at 31 December 2020. The bank has appealed the judgment to the Court of Appeal.

The directors, having sought the advice of professional counsel, are of the opinion that no significant liability other than the amount already recognised will crystallise from this litigation.

**MUTUAL BENEFITS ASSURANCE PLC**  
**NOTES TO THE CONSOLIDATED AND SEPARATE FINANCIAL STATEMENTS - Continued**

**37 Trade payables**

Reinsurance payables	674,669	408,207	107,619	152,792
Co-Insurance payables	25,020	19,906	-	-
Deferred commission	194,598	180,828	183,948	159,640
Commission payable	290,667	395,164	230,842	324,431
Deposits for premium	37.1	942,052	234,194	590,644
	<b>2,127,006</b>	<b>2,415,121</b>	<b>756,603</b>	<b>1,227,507</b>
Current	2,127,006	2,415,121	756,603	1,227,507
Non-current	-	-	-	-
	<b>2,127,006</b>	<b>2,415,121</b>	<b>756,603</b>	<b>1,227,507</b>

**37.1 The movement in deposit for premium during the year is as follows:**

Balance at the beginning of the year	1,411,016	940,882	590,644	368,631
Addition during the year	752,104	930,794	109,100	547,377
Reclassified to premium income	(465,550)	(325,364)	(465,550)	(325,364)
Reclassified as investment contract liabilities	(755,518)	(135,296)	-	-
<b>Balance at the end of the year</b>	<b>942,052</b>	<b>1,411,016</b>	<b>234,194</b>	<b>590,644</b>

Deposit for premium represents premium received on general business, life insurance contracts and investment contracts for which the policy holders are yet to be identified at the reporting date. However, the Company employs all resources at its disposal to ensure prompt identification of the policy holders and subsequent reclassification to appropriate financial statement area as necessary.

**38 Other liabilities**

<i>in thousands of Nigerian Naira</i>	Notes	GROUP		COMPANY	
		31 Dec-2020	31 Dec-2019	31 Dec-2020	31 Dec-2019
Accruals*		1,656,333	217,025	1,303,107	101,653
Rent received in advance		30,658	69,008	1,167	1,146
Dividend payable		24,798	89,197	24,798	89,197
Due to related companies	54	-	-	178,944	66,809
PAYE		1,202	7,950	546	5,099
VAT payable		546,852	376,482	-	120
WHT payable		17,105	17,733	10,222	8,865
Staff pension		10,104	5,958	7,717	2,384
Salary control account		23,910	23,339	-	-
Amount due to Directors		949	949	-	-
National Housing Fund		2,103	1,916	2,090	1,449
Cooperative		759	3,957	-	-
Provision for NAICOM levy		411,403	272,597	83,641	41,961
Deposit for facility management		42,279	42,279	-	-
Other Creditors		640,271	252,060	341,865	56,648
Deposit for properties by customers		317	317	-	-
		<b>3,409,284</b>	<b>1,380,767</b>	<b>1,954,097</b>	<b>375,331</b>
Current		3,409,284	1,380,767	1,954,097	375,331
Non-current		-	-	-	-
		<b>3,409,284</b>	<b>1,380,767</b>	<b>1,954,097</b>	<b>375,331</b>

The financial element of the other liabilities includes; Accruals, Due to related companies, PAYE, VAT payable, WHT Payable, Staff pension, Salary control account, Amount due to Directors, National Housing fund, Cooperative, Provision for NAICOM levy, Deposit for facility management, Other creditors and Deposit for properties by customers.

\* Included in the Accruals balance in 2020 is ₦1,300,000,000 representing the legal, negotiation and financial advisory costs incurred in extinguishing the Loan from Daewoo Securities Limited in December 2020 (see Note 40.3).



**MUTUAL BENEFITS ASSURANCE PLC**
**NOTES TO THE CONSOLIDATED AND SEPARATE FINANCIAL STATEMENTS - Continued**
**35.2 Unearned premiums**

<i>In thousands of Nigerian Naira</i>	Notes	GROUP		COMPANY	
		31 Dec-2020	31 Dec-2019	31 Dec-2020	31 Dec-2019
Non-Life business	ii	3,540,532	2,856,541	3,403,809	2,595,067
Life business	iv	2,017,594	2,146,118	-	-
		<b>5,558,129</b>	<b>5,002,659</b>	<b>3,403,809</b>	<b>2,595,067</b>

**i The movement in unearned premium**

At 1 January		5,002,659	4,426,731	2,595,067	2,766,841
Premiums written in the year	4.1	19,983,843	18,697,839	9,207,506	8,366,641
Premiums earned during the year	4.1	(19,428,373)	(18,121,911)	(8,398,764)	(8,538,415)
At 31 December		<b>5,558,129</b>	<b>5,002,659</b>	<b>3,403,809</b>	<b>2,595,067</b>

**ii The movement in non-life unearned premium**

At 1 January		2,856,541	2,766,841	2,595,067	2,766,841
Premiums written in the year		11,347,783	10,165,216	9,207,506	8,366,641
Premiums earned during the year		(10,663,792)	(10,075,516)	(8,398,764)	(8,538,415)
		<b>3,540,532</b>	<b>2,856,541</b>	<b>3,403,809</b>	<b>2,595,067</b>

**iii Analysis of Non-life unearned premium**

Motor		1,167,735	1,047,584	1,167,735	1,047,584
Marine		659,501	459,566	659,501	459,566
Fire		473,992	323,828	473,992	323,828
Oil & Gas and Aviation		306,176	212,049	306,176	212,049
General accident		933,128	813,514	796,405	552,039
		<b>3,540,532</b>	<b>2,856,541</b>	<b>3,403,809</b>	<b>2,595,067</b>

**iv Analysis of life unearned premium**

Group Life		2,017,595	2,146,118	-	-
		<b>2,017,594</b>	<b>2,146,118</b>	<b>-</b>	<b>-</b>

**The movement in life unearned premium**

At 1 January		2,146,118	1,659,890	-	-
Premiums written in the year		8,636,060	8,532,623	-	-
Premiums earned during the year		(8,764,584)	(8,046,395)	-	-
		<b>2,017,594</b>	<b>2,146,118</b>	<b>-</b>	<b>-</b>

**36 Investment contract liabilities**

<i>In thousands of Nigerian Naira</i>	Notes	GROUP		COMPANY	
		31 Dec-2020	31 Dec-2019	31 Dec-2020	31 Dec-2019
Group deposit administration		583,211	341,991	-	-
Individual deposit administration		27,864,056	25,924,138	-	-
		<b>28,447,267</b>	<b>26,266,129</b>	<b>-</b>	<b>-</b>
Current		11,094,434	9,962,484	-	-
Non-current		17,352,833	16,303,645	-	-
		<b>28,447,267</b>	<b>26,266,129</b>	<b>-</b>	<b>-</b>

**The movement in deposit administration funds**

Balance at the beginning of the year		26,266,129	25,276,261	-	-
Deposits received during the year		12,323,764	12,644,135	-	-
Guaranteed interest		2,146,434	1,899,142	-	-
Withdrawals during the year		(12,289,060)	(13,553,409)	-	-
Balance at the end of the year		<b>28,447,267</b>	<b>26,266,129</b>	<b>-</b>	<b>-</b>

**MUTUAL BENEFITS ASSURANCE PLC**
**NOTES TO THE CONSOLIDATED AND SEPARATE FINANCIAL STATEMENTS - Continued**
**35 Insurance contract liabilities - Continued**
**35.1.2 Life business:**

In thousands of Nigerian Naira	Notes	GROUP		COMPANY	
		31 Dec-2020	31 Dec-2019	31 Dec-2020	31 Dec-2019
<b>Life outstanding claims</b>					
Outstanding claims		5,746,802	5,379,907	-	-
Claims incurred but not reported (IBNR)		1,355,019	906,409	-	-
		<b>7,101,821</b>	<b>6,286,316</b>	-	-
<b>Analysis of life outstanding claims per class of insurance</b>					
Group life	i	5,690,757	5,071,640	-	-
Individual life	ii	1,082,368	889,976	-	-
Annuity	iii	328,696	324,700	-	-
		<b>7,101,821</b>	<b>6,286,316</b>	-	-
<b>Movement in group life outstanding claims</b>					
At 1 January		5,071,640	4,620,016	-	-
Claims incurred in the current year		4,348,646	4,593,829	-	-
Claims paid during the year		(3,729,529)	(4,142,205)	-	-
		<b>5,690,757</b>	<b>5,071,640</b>	-	-
<b>Movement in individual life outstanding claims</b>					
At 1 January		889,976	535,353	-	-
Premiums written in the year		2,517,408	2,158,016	-	-
Premiums earned during the year		(2,517,958)	(2,157,832)	-	-
Claims incurred in the current year		213,659	105,132	-	-
Claims paid during the year		(213,659)	(105,132)	-	-
Changes in actuarial valuation		192,942	354,439	-	-
At 31 December		<b>1,082,368</b>	<b>889,976</b>	-	-
<b>Movement in annuity</b>					
At 1 January		324,700	419,108	-	-
Claims incurred in the current year		44,226	45,628	-	-
Claims paid during the year		(44,226)	(45,628)	-	-
Changes in actuarial valuation		3,996	(94,408)	-	-
		<b>328,696</b>	<b>324,700</b>	-	-
<b>The aging analysis of life outstanding claims</b>					
0 - 90		5,418,106	5,055,207	-	-
91 - 180		-	-	-	-
181 - 270		-	-	-	-
271 - 360		-	-	-	-
361 and above		-	-	-	-
No aging - Annuity		328,696	324,700	-	-
No aging - IBNR		1,355,019	906,409	-	-
		<b>7,101,821</b>	<b>6,286,316</b>	-	-

The ageing of the outstanding claims is measured from the date of the issuance of discharge vouchers to the reporting dates.

**MUTUAL BENEFITS ASSURANCE PLC**
**NOTES TO THE CONSOLIDATED AND SEPARATE FINANCIAL STATEMENTS - Continued**
**35 Insurance contract liabilities - Continued**

35.1.1 Non-Life business:	GROUP		COMPANY	
	31 Dec-2020	31 Dec-2019	31 Dec-2020	31 Dec-2019
<i>Non-Life outstanding claims</i>				
Claims reported by policyholders	3,780,313	1,991,130	2,892,773	1,612,741
Claims incurred but not reported (IBNR)	1,132,020	820,700	1,132,020	820,700
	<b>4,912,333</b>	<b>2,811,830</b>	<b>4,024,793</b>	<b>2,433,441</b>
<i>Movement in Non-life outstanding claims</i>				
At 1 January	2,811,830	3,049,347	2,433,441	2,365,795
Claims incurred in the current year	6,067,777	3,454,193	4,738,130	3,258,926
Claims paid during the year	(3,967,274)	(3,691,710)	(3,146,778)	(3,191,280)
	<b>4,912,333</b>	<b>2,811,830</b>	<b>4,024,793</b>	<b>2,433,441</b>
<i>Analysis of Non-life outstanding claims per class of Insurance</i>				
Motor	1,356,199	810,891	468,659	432,504
Marine	322,222	188,694	322,222	188,694
Fire	725,555	510,321	725,555	510,321
General accident	1,529,322	867,722	1,529,322	867,722
Oil & Gas and Aviation	979,035	434,202	979,035	434,202
	<b>4,912,333</b>	<b>2,811,830</b>	<b>4,024,793</b>	<b>2,433,441</b>
<i>The aging analysis of Non-life outstanding claims</i>				
0 - 90	3,780,313	1,991,130	2,892,773	1,612,741
91 - 180	-	-	-	-
181 - 270	-	-	-	-
271 - 360	-	-	-	-
361 and above	-	-	-	-
No aging - IBNR	1,132,020	820,700	1,132,020	820,700
	<b>4,912,333</b>	<b>2,811,830</b>	<b>4,024,793</b>	<b>2,433,441</b>
No. of claimants for each age range of Non-life outstanding claims	7,809	5,922	5,365	4,788

The ageing of the outstanding claims is measured from the date of the Issuance of discharge vouchers to the reporting dates.

# MUTUAL BENEFITS ASSURANCE PLC

## NOTES TO THE CONSOLIDATED AND SEPARATE FINANCIAL STATEMENTS - Continued

### 33 Statutory deposit

This represents amounts deposited with the Central Bank of Nigeria (CBN) pursuant to Section 10(3) of the Insurance Act, 2003. This amount is not available for the day-to-day use in the working capital of the Company and so it is excluded from the cash and cash equivalents. Interest earned at annual average rate of 13% per annum (2019: 13%) on statutory deposits are included in investment income (Note 9).

The deposit has been tested for adequacy as at 31 December 2020 and found to be adequate.

<i>in thousands of Nigerian Naira</i>	GROUP		COMPANY	
	31 Dec-2020	31 Dec-2019	31 Dec-2020	31 Dec-2019
Statutory deposit	500,000	500,000	300,000	300,000
	500,000	500,000	300,000	300,000

### 34 Deposit for investment in equity

<i>in thousands of Nigerian Naira</i>	GROUP		COMPANY	
	31 Dec-2020	31 Dec-2019	31 Dec-2020	31 Dec-2019
Deposit in shares in Mutual Exploration and Production Limited	7,238	7,238	7,238	7,238
Deposit for shares in Mutual Benefits MFB Limited	-	-	22,000	120,000
	7,238	7,238	29,238	127,238

#### 34.1 The movement in deposit for investment in equity shares is as follows:

<i>in thousands of Nigerian Naira</i>	GROUP		COMPANY	
	31 Dec-2020	31 Dec-2019	31 Dec-2020	31 Dec-2019
At 1 January	7,238	7,238	127,238	7,238
Addition - Mutual Benefits MFB Limited	-	-	22,000	120,000
Allotment of shares - Mutual Benefits MFB Limited	-	-	(120,000)	-
	7,238	7,238	29,238	127,238

### 35 Insurance contract liabilities

<i>in thousands of Nigerian Naira</i>	Notes	GROUP		COMPANY	
		31 Dec-2020	31 Dec-2019	31 Dec-2020	31 Dec-2019
Outstanding claims	35.1	12,014,154	9,098,146	4,024,793	2,433,441
Unearned premiums	35.2	5,558,129	5,002,659	3,403,809	2,595,067
		17,572,283	14,100,805	7,428,602	5,028,508
Current		17,572,283	14,100,805	7,428,602	5,028,508
Non-current		-	-	-	-
		17,572,283	14,100,805	7,428,602	5,028,508

The Group engaged Zamara Consulting Actuaries Nigeria Limited to perform an insurance liability valuation as at 31 December 2020 for its Insurance and Investment contract businesses. The independent actuarial valuation was conducted by Seth Chengo (FRC/2017/NAS/00000016912).

#### 35.1 Outstanding claims

<i>in thousands of Nigerian Naira</i>		GROUP		COMPANY	
		31 Dec-2020	31 Dec-2019	31 Dec-2020	31 Dec-2019
Non-Life business	35.1.1	4,912,333	2,811,830	4,024,793	2,433,441
Life business	35.1.2	7,101,821	6,286,316	-	-
		12,014,154	9,098,146	4,024,793	2,433,441

**MUTUAL BENEFITS ASSURANCE PLC**

**NOTES TO THE CONSOLIDATED AND SEPARATE STATEMENTS OF FINANCIAL STATEMENTS - Continued**

**32 Property, plant and equipments (Company)**

- i The Company's land and building at Aret Adams House were professionally valued on 19 January 2018 by Alabi, Ojo & Makinde Estate Surveyors and Valuers (FRC/2015/NIESV/00000010800). The valuation which was based on open market value between a willing buyer and a willing seller produced a surplus amount of ₦72,617,000 which has been credited to the property, plant and equipment revaluation account. As a result of the valuation, the revised value of the properties as at 31 December 2017 was ₦1,450,000,000.

The cost to date at the date of the initial revaluation in 2012 was ₦130,161,000. The property was valued in an open market by reference to the cost approach to value and the Income Approach to value was adopted to cross check the market value.

- ii If land and buildings were measured using the cost model, the carrying amounts would be as follows:

<i>In thousands of Nigerian Naira</i>	<b>GROUP</b>		<b>COMPANY</b>	
	<b>31 Dec-2020</b>	<b>31 Dec-2019</b>	<b>31 Dec-2020</b>	<b>31 Dec-2019</b>
Cost	498,011	498,011	130,161	130,161
Accumulated depreciation	(20,825)	(18,222)	(20,825)	(18,222)
	<b>477,186</b>	<b>479,789</b>	<b>109,336</b>	<b>111,939</b>

**MUTUAL BENEFITS ASSURANCE PLC**  
**NOTES TO THE CONSOLIDATED AND SEPARATE STATEMENTS OF FINANCIAL STATEMENTS - Continued**

**32 Property, plant and equipment (Company)**

<i>in thousands of Nigerian Naira</i>	<b>Buildings</b>	<b>Leasehold Improvements</b>	<b>Plant and machinery</b>	<b>Motor vehicles</b>	<b>Furniture, fittings and equipment</b>	<b>Total</b>
<b>Cost/valuation:</b>						
1 January 2019	2,394,587	713,475	72,232	941,661	1,019,204	5,141,159
Additions	-	800	9,030	47,460	16,310	73,600
1 January 2020	2,394,587	714,275	81,262	989,121	1,035,514	5,214,759
Additions	-	15,212	13,322	6,270	40,021	74,825
Disposal	-	-	-	(29,243)	-	(29,243)
31 December 2020	2,394,587	729,487	94,584	966,148	1,075,535	5,260,341
<b>Accumulated depreciation:</b>						
1 January 2019	309,980	563,992	63,644	615,779	898,503	2,451,898
Charge for the year	47,890	86,640	4,030	143,400	82,740	364,700
1 January 2020	357,870	650,632	67,674	759,179	981,243	2,816,598
Charge for the year	47,890	48,540	5,880	117,750	33,110	253,170
Disposal	-	-	-	(29,243)	-	(29,243)
31 December 2020	405,760	699,172	73,554	847,686	1,014,353	3,040,525
<b>Carrying amounts at:</b>						
31 December 2020	1,988,827	30,315	21,030	118,462	61,182	2,219,816
31 December 2019	2,036,717	63,643	13,588	229,942	54,271	2,398,161

No leased assets are included in the above property, plant and equipment and the company had no capital commitments as at 31 December 2020. None of the assets have been pledged as collateral.

**MUTUAL BENEFITS ASSURANCE PLC**
**NOTES TO THE CONSOLIDATED AND SEPARATE STATEMENTS OF FINANCIAL STATEMENTS - Continued**
**32 Property, plant and equipments (Group)**

<i>In thousands of Nigerian Naira</i>	<i>Note</i>	<i>Land</i>	<i>Building</i>	<i>Leasehold Improvement</i>	<i>Plant and machinery</i>	<i>Motor vehicles</i>	<i>Furniture, fittings and equipment</i>	<i>Total</i>
<b>Cost/revaluation:</b>								
1 January 2019		370,098	2,664,926	1,763,328	318,843	1,401,552	1,664,953	8,302,250
Additions		-	-	26,773	12,895	47,807	36,665	124,139
Disposal		-	-	-	(1,080)	-	(4,300)	(5,380)
Foreign exchange difference		(77,496)	-	(30,780)	-	-	(24,838)	(133,114)
31 December 2019		292,602	2,664,926	1,759,321	330,658	1,449,359	1,672,481	8,287,895
Additions		-	-	31,190	13,514	31,472	114,371	190,547
Disposal		-	-	-	(12,899)	(37,937)	(15,811)	(66,646)
Foreign exchange difference		121,946	-	8,443	(126,704)	14,630	78,585	96,900
31 December 2020		414,548	2,664,926	1,798,954	204,569	1,457,524	1,849,626	8,508,696
<b>Accumulated depreciation:</b>								
1 January 2019		2,179	270,747	1,354,857	262,693	959,968	1,402,740	4,371,733
Charge for the year		-	47,890	146,384	11,907	195,823	112,965	514,970
Disposal		-	-	-	(1,080)	-	(4,300)	(5,380)
Foreign exchange difference		-	-	(8,414)	-	-	(11,340)	(19,753)
31 December 2019		2,179	318,637	1,492,827	273,520	1,155,791	1,500,065	4,861,569
Charge for the year		-	47,890	85,736	10,704	159,958	54,679	358,967
Disposal		-	-	-	(10,329)	(37,937)	(15,049)	(63,314)
Foreign exchange difference		(2,179)	-	16,599	(114,200)	25,377	2,456	(71,947)
31 December 2020		-	366,527	1,595,163	159,695	1,303,189	1,542,151	5,085,275
<b>Carrying amounts at:</b>								
31 December 2020		414,548	2,298,399	203,791	44,874	154,335	307,475	3,423,421
31 December 2019		290,423	2,346,289	266,494	57,137	293,568	172,415	3,426,326

No leased assets are included in the above property, plant and equipment and the Group had no capital commitments as at 31 December 2020. The capital work-in progress is a control account for the acquisition of property, plant and equipment for which advance payments have been made but assets yet to be completed, delivered and put to use. None of the assets have been pledged as collateral.

**MUTUAL BENEFITS ASSURANCE PLC**

**NOTES TO THE CONSOLIDATED AND SEPARATE FINANCIAL STATEMENTS - Continued**

**31 Intangible assets: Software**

<i>In thousands of Nigerian Naira</i>	Note	GROUP		COMPANY	
		31 Dec-2020	31 Dec-2019	31 Dec-2020	31 Dec-2019
<b>Cost:</b>					
Balance at the beginning of the year		376,614	356,807	206,416	181,211
Additions		11,090	28,494	-	25,205
Foreign exchange difference		35,791	(8,687)	-	-
		423,495	376,614	206,416	206,416
<b>Amortization:</b>					
Balance at the beginning of the year		326,526	307,258	182,459	170,287
Amortisation charge	14	13,436	16,311	11,251	12,172
Foreign exchange difference		36,680	2,957	-	-
		376,642	326,526	193,710	182,459
Carrying amount at the end of the year		46,853	50,090	12,706	23,957



**MUTUAL BENEFITS ASSURANCE PLC**  
**NOTES TO THE CONSOLIDATED AND SEPARATE FINANCIAL STATEMENTS - Continued**

**30 Investments in subsidiaries**

**Mutual Benefits Life Assurance Limited**

Mutual Life Assurance Limited is a wholly owned subsidiary of Mutual Benefits Assurance Plc. The principal activity of the Company is the underwriting of life insurance policies.

**Mutual Benefits Microfinance Bank**

Mutual Benefits Microfinance Bank was incorporated in Nigeria in January 2008 and its principal activity involves the provision of retail banking services to both individual and corporate customers. Mutual Benefits Life Assurance Limited obtained control of the company with acquisition of 80% of the voting rights of the Company in January 2009. During the year 2020 Mutual Benefits Assurance Plc and its subsidiary, Mutual Benefits Life Assurance Ltd, increased total shareholding to 89.8% through the acquisition of additional 240 million units of ordinary shares in the Bank.

**Mutual Benefits Homes and Properties Ltd**

Mutual Benefits Homes and Properties Limited was incorporated in December 2007 to provide property development services to corporate and individual customers. The Company was established as a wholly owned subsidiary of Mutual Benefits Life Assurance Limited.

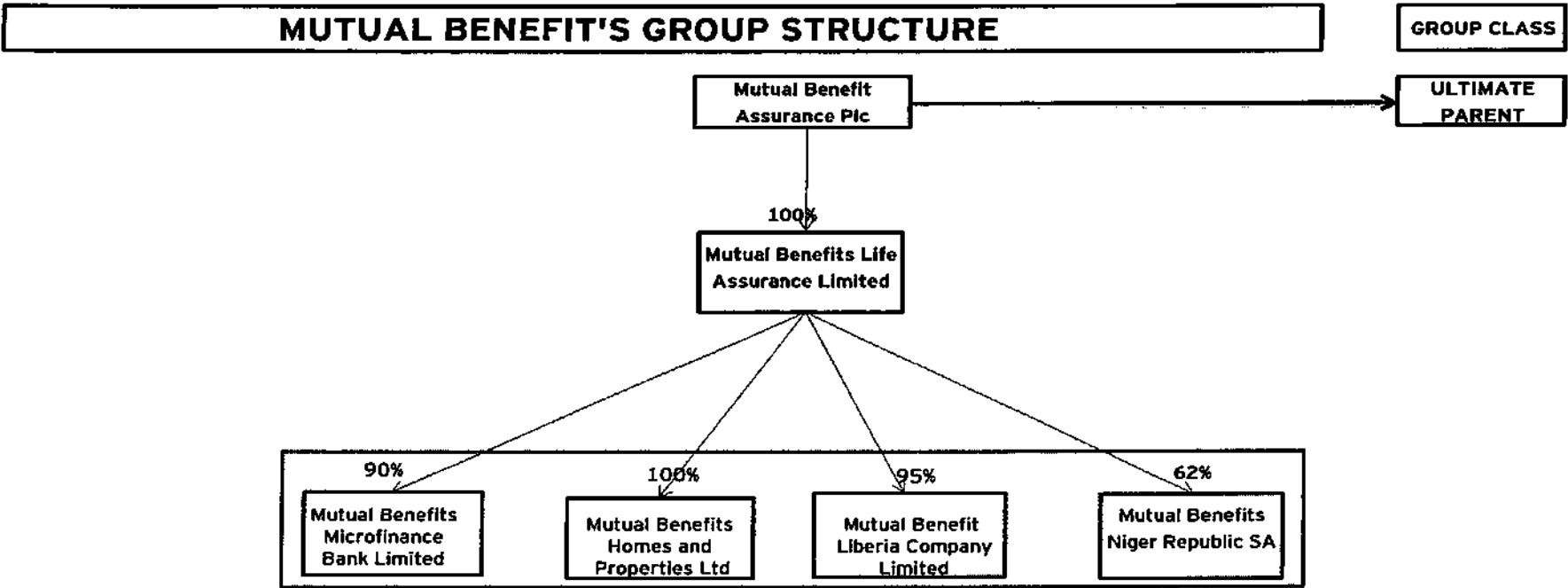
**Mutual Benefits Liberia**

Mutual Benefit Assurance Company Liberia was incorporated on 29 August 2007 and commenced operations on 2 January 2008. It is into underwriting of all classes of non-Life and life businesses. It is 95% owned by Mutual Benefits Life Assurance Limited.

**Mutual Benefits Niger Republic**

Mutual Benefits Niger S.A commenced operations on 2 January 2014. It is into underwriting of all classes of non-life businesses. It was 96% owned by Mutual Benefits Life Assurance Limited until 31 December 2019 when the Company issued additional 59,484 unit of shares at a price of 31942CFA totalling 1,900,000,000CFA (NGN965,010,000). The shares were taken up by other shareholders (Non controlling interest), thereby diluting the shareholding of Mutual Benefits Life Assurance Limited in the Company to 62.47%.

30 Investments in subsidiaries



	Company name	Nature of business	Country of origin	Relationship	% of equity controlled	NCI	Status	Year of control
1	Mutual Benefits Life Assurance Ltd	Insurance	Nigeria	Direct - Subsidiary	100%	0%	Set up	Dec 2007
2	Mutual Benefits Microfinance Bank Ltd	Banking	Nigeria	Indirect - Subsidiary	90%	10%	Acquired	Jan 2009
3	Mutual Benefits Homes and Properties Ltd	Property development	Nigeria	Indirect - Subsidiary	100%	0%	Set up	Jan 2008
4	Mutual Benefits Liberia	Insurance	Liberia	Indirect - Subsidiary	95%	5%	Set up	Jan 2008
5	Mutual Benefits Niger Republic	Insurance	Niger Republic	Indirect - Subsidiary	62%	38%	Set up	Jan 2014

## MUTUAL BENEFITS ASSURANCE PLC

### NOTES TO THE CONSOLIDATED AND SEPARATE FINANCIAL STATEMENTS - Continued

#### 29 Investment properties - Continued

##### ix *Property at Akure ,Ondo State*

Landed property of 5,302 square meters of land located at Akure, Ondo State, Nigeria was transferred to the Company from Mutual Homes and Properties Limited at a fair value of ₦350million. The valuation was done by Messrs Arigbede & Co. Estate Surveyors and Valuers. The subsisting title to the subject property is a Deed of Assignment between Mutual Benefits Home and Properties Limited and Mutual Benefits Life Assurance Limited. The property was valued at ₦200million by Messrs Arigbede & Co. Estate Surveyors and Valuers as at 31 December 2020.

##### x *Property at Ado Ekiti Land*

Landed property consisting of 27,658 Hectares of land located at Ado-Ekiti, Ekiti State Nigeria was transferred to the Company from Mutual Homes and Properties Limited at a fair value of ₦700million. The property was valued at ₦700million by Messrs Arigbede & Co. Estate Surveyors and Valuers as at 31 December 2020. The subsisting title to the subject property is a deed of assignment in favour of the Company.

##### xi *Property at Oyingbo, Lagos*

Property of 461 square meters of land and building located at Apapa Road, Ebute-Metta, Lagos State, Nigeria was transferred at a value of ₦180million. Deed of Assignment in favour of the Company is awaiting registration. Approximately 62.2 square meters of the land will be affected by the Lagos Rail Mass Transit Red line Project. The unaffected portion of the property (land and building) was valued at ₦100million by Messrs Alabi, Ojo and Makinde Consulting, Estate Surveyors and Valuers as at 31 December 2020. The subsisting title to the subject is vested in a Land Certificate registered at the Land Registry Office in Lagos State.

#### 30 Investments in subsidiaries

The Company's investment in its subsidiaries is

<i>in thousands of Nigerian Naira</i>	<b>COMPANY</b>	
	<b>31 Dec-2020</b>	<b>31 Dec-2019</b>
Mutual Benefits Life Assurance Limited	6,000,000	6,000,000
Mutual Benefits Microfinance Bank Limited	120,000	-
	<b>6,120,000</b>	<b>6,000,000</b>

##### *Movement in investment in subsidiaries:*

At 1 January	6,000,000	4,000,000
Additional equity investment	120,000	2,000,000
<b>At 31 December</b>	<b>6,120,000</b>	<b>6,000,000</b>

The additional investment during the year is in respect of the allotted ₦120 million units of ordinary shares at ₦1 each with par value of ₦1 in Mutual Benefits Microfinance Bank Limited. The ₦120 million deposit for these shares was made in 2019.

In 2019, the Company injected ₦2 billion into Mutual Benefits Life Assurance Limited for 80 million units of ordinary shares at ₦25 each with par value of ₦1

## MUTUAL BENEFITS ASSURANCE PLC

### NOTES TO THE CONSOLIDATED AND SEPARATE FINANCIAL STATEMENTS - Continued

#### 29 Investment properties - Continued

*Description of valuation techniques used and key inputs to valuation on investment properties:*

- i **Mutual Tulip Estate**  
Landed property of 11.40 Hectares with industrial development potential lying, situate and being at Isheri Oke Village, off Lagos/Ibadan Expressway, Ifo Local Government Area, Ogun State in Nigeria was purchased at a cost of ₦747million. Forty percent or 4.56 hectares of this land was sold as part of the disposal of investment properties in 2018. The remaining portion (6.84 hectares) was revalued to ₦500 million by Messrs Alabi, Ojo & Makinde Consulting Estate Surveyors and Valuers as at 31 December 2020. The subsisting title to the subject property is a Deed of Assignment.
- ii **Property at Ikeja Alausa**  
Landed property of 1,515.601 square metres of land located at Alausa central business district Lagos state in Nigeria was purchased at a cost of ₦177million. The landed property was revalued to ₦350 million by Messrs Alabi, Ojo & Makinde Consulting Estate Surveyors and Valuers as at 31 December 2020. The subsisting title to the subject property is a Deed of Assignment in favour of the Company.
- iii **Property at Ikota**  
The property is situated at Olori Bolaji Akinloye Street, Ikota Villa Estate, Off Lekki-Epe express way, Lagos State. The property has a registered title and there is an executed Deed of Assignment in favour of the Company. The property is 5-bedroom detached house. It measures a gross floor area of approximately 148.84 square meters. It is a building on two floors. The ground floor is provided with a sitting room, kitchen, store, a guest bedroom en-suite with toilet and bathroom. It was valued at ₦56million by Messr Alabi, Ojo & Makinde Consulting Estate Surveyors and Valuers as at 31 December 2020. Perfection of title is on-going.
- iv **Property at Sango/Idiroko - Mogga**  
Landed property of 4040 square metres of land located at Sango/Idiroko road, opposite Mogga Petroleum, Onibukun village, Ota Atan, Ogun state in Nigeria was purchased at a cost of ₦90million. The landed property was valued to ₦80 million by Messrs Alabi, Ojo & Makinde Consulting Estate Surveyors and Valuers as at 31 December 2020. The subsisting title to the subject property is a Deed of Assignment in favour of Mutual Benefits Life Assurance Limited. .
- v **Property at Sango/Idiroko - Caxtonjo**  
Landed property of 3665.6 square metres of land located at Sango/Idiroko road, opposite Caxtonjo Oil Onibukun village, Ota Atan, Ogun state in Nigeria was purchased at a cost of ₦60million. The landed property was valued to ₦50 million by Messrs Alabi, Ojo & Makinde Consulting Estate Surveyors and Valuers as at 31 December 2020. The subsisting title to the subject property is a Deed of Assignment in favour of Mutual Benefits Life Assurance Limited.
- vi **Property at Onireke, Ibadan**  
The property occupy 6808.179 square meters of land located at kudeti Avenue, Commercial Reservation Onireke, Ibadan, Oyo State in Nigeria was transferred from Mutual Benefits Assurance Plc to Mutual Benefits Life Assurance Limited in 2014. The property was transferred at a cost of ₦543,791,845. A portion of the property representing 3361.353 square meters of the land was sold during the year. The remaining portion of (3446.826 square meters) consisting of Land and building was revalued to ₦410 million by Messrs Alabi, Ojo and Makinde Consulting as at 31 December 2020. The subsisting title to the subject is a certificate of Occupancy in favour of the Company.
- vii **Mutual Alpha Court duplex, Costain, Lagos**  
This represents 48 unsold units of the 60 units Terrace Triplex housing scheme located at Costain Iporin, Lagos. The property was constructed by Mutual Benefits Homes and Properties Limited and was transferred to the Mutual Benefits Life Assurance Limited in 2014 as part settlement of loan. As at 31 December 2020, 48 units were revalued at ₦3,625,000,000 by Messr Alabi, Ojo & Makinde Consulting Estate Surveyors and Valuers. The subsisting title is vested in Deed of Assignment between Mutual Benefits Homes and Properties Limited and Mutual Benefits Life Assurance Limited.
- viii **Property At Abuja (Asokoro District, Abuja)**  
This is a six bedroom detached house (207.12 square meters) on a rectangular shaped site covering and approximately land area of 800 square meters, situated at 78 Yakubu Gowon Crescent, Asokoro, Abuja, The property was purchased at a cost of ₦666.25million. The property was valued at ₦650million by Messr Alabi, Ojo & Makinde Consulting Estate Surveyors and Valuers as at 31 December 2020. The subsisting title to the subject land is a deed of assignment in favour of the Company.

**MUTUAL BENEFITS ASSURANCE PLC**  
**APPENDIX 3 - FIVE-YEAR FINANCIAL SUMMARY**

Company - Statement of profit or loss  
*In thousands of Nigerian Naira*

	2020	2019	2018	2017	2016
Gross premium written	9,207,506	8,366,641	8,018,299	7,298,974	6,586,846
Premium earned	8,398,764	8,538,415	7,677,706	6,986,273	6,660,747
Profit/(loss) before income tax	1,882,327	1,291,971	636,547	849,091	(1,248,946)
Income tax expense	(19,471)	(205,667)	(156,618)	(243,815)	(141,581)
Profit/(loss) after income tax	1,862,856	1,086,304	479,929	605,276	(1,390,527)
Transfer to contingency reserve	(372,571)	(251,000)	(95,985)	(218,970)	(197,605)
Earnings/(loss) per share- Basic (kobo)	17	11	6	8	(17)
Earnings/(loss) per share- Diluted (kobo)	17	11	6	8	(17)

**MUTUAL BENEFITS ASSURANCE PLC**  
**APPENDIX 3 - FIVE-YEAR FINANCIAL SUMMARY**

*Company - Statement of financial position  
in thousands of Nigerian Naira*

	31 Dec-2020	31 Dec-2019	31 Dec-2018	31 Dec-2017	31 Dec-2016
<b>ASSETS</b>					
Cash and cash equivalents	4,761,993	2,146,927	2,452,961	3,249,277	3,804,953
Financial assets:					
Available-for-sale investment securities	-	-	-	21,553	21,553
Equity Instruments at fair value through OCI	60,008	57,842	54,211	-	-
Financial assets at fair value through profit or loss	5,879,688	3,377,844	2,752,187	110,952	64,097
Loans and receivables	250,916	277,110	325,076	633,143	770,941
Held to maturity	-	-	-	4,457,954	2,030,905
Debt Instruments at amortised costs	7,625,685	5,257,169	4,461,246	-	-
Financial assets held for trading pledged as collateral	140,648	123,742	142,100	168,064	91,188
Trade receivables	182,138	316,582	386,040	278,159	102,994
Reinsurance assets	1,885,227	1,823,103	1,507,512	1,086,826	1,057,693
Other receivables	267,111	200,825	348,255	560,682	319,213
Deferred acquisition costs	432,422	355,388	352,860	312,182	235,053
Finance lease receivables	657	83,552	116,154	134,044	147,965
Investment properties	56,000	56,000	56,000	56,000	56,000
Investment in subsidiaries	6,120,000	6,000,000	4,000,000	4,000,000	4,000,000
Intangible assets	12,706	23,957	10,924	15,387	33,305
Property, plant and equipment	2,219,816	2,398,161	2,689,261	2,925,601	3,152,644
Statutory deposit	300,000	300,000	300,000	300,000	300,000
Deposit for shares	29,238	127,238	7,238	410,588	390,588
Deferred tax assets	91,556	65,718	66,344	-	-
<b>Total assets</b>	<b>30,315,809</b>	<b>22,991,158</b>	<b>20,028,369</b>	<b>18,720,412</b>	<b>16,579,092</b>
<b>LIABILITIES</b>					
Insurance contract liabilities	7,428,602	5,028,508	5,132,636	4,352,606	3,822,730
Trade payables	756,603	1,227,507	871,652	1,028,272	452,495
Other liabilities	1,954,097	375,331	270,177	235,695	287,412
Borrowings	3,890,130	6,752,845	6,671,845	6,509,170	6,258,070
Current income tax liabilities	616,987	642,173	479,914	422,005	217,733
Deferred tax liabilities	659,568	709,191	853,763	705,821	729,917
<b>Total liabilities</b>	<b>15,305,987</b>	<b>14,735,555</b>	<b>14,279,987</b>	<b>13,253,569</b>	<b>11,768,357</b>
<b>EQUITY</b>					
Share capital	5,586,367	5,586,367	4,000,000	4,000,000	4,000,000
Treasury shares	(250)	(250)	(250)	(250)	(250)
Deposit for Shares	4,800,000	-	-	-	-
Contingency reserve	3,118,041	2,745,470	2,494,470	2,398,485	2,179,515
Fair value losses	(133,900)	(136,066)	(139,697)	-	-
Revaluation reserve	1,339,395	1,339,395	1,339,395	1,339,395	1,288,563
Accumulated losses	300,169	(1,279,313)	(1,945,536)	(2,270,787)	(2,657,093)
<b>Shareholders's fund</b>	<b>15,009,822</b>	<b>8,255,603</b>	<b>5,748,382</b>	<b>5,466,843</b>	<b>4,810,735</b>
<b>Total liabilities and equity</b>	<b>30,315,809</b>	<b>22,991,158</b>	<b>20,028,369</b>	<b>18,720,412</b>	<b>16,579,092</b>

**MUTUAL BENEFITS ASSURANCE PLC**  
**APPENDIX 3 - FIVE-YEAR FINANCIAL SUMMARY**

Group- Statement of profit or loss In thousands of Nigerian Naira	2020	2019	2018	2017	2016
Gross premium written	19,983,843	18,697,839	15,840,697	14,037,879	12,143,610
Gross premium income	19,428,373	18,121,911	15,634,846	13,352,960	11,982,537
Profit/(loss) before income tax	5,042,025	3,754,054	1,380,983	1,335,093	(1,068,666)
Income tax expense	67,184	(141,815)	(231,975)	(312,585)	(277,620)
Profit/(loss) after income tax	5,109,209	3,612,239	1,149,008	1,022,508	(1,346,286)
Transfer to contingency reserve	(709,566)	(502,225)	(158,504)	(268,604)	(241,120)
Earnings per share- Basic (kobo)	46	36	14	13	(17)
Earnings per share- Diluted (kobo)	46	36	14	13	(17)

**MUTUAL BENEFITS ASSURANCE PLC**  
**APPENDIX 3 - FIVE-YEAR FINANCIAL SUMMARY**

*Group - Statement of financial position*

*In thousands of Nigerian Naira*

	31 Dec-2020	31 Dec-2019	31 Dec-2018	31 Dec-2017	31 Dec-2016
<b>ASSETS</b>					
Cash and cash equivalents	11,420,144	6,821,006	5,483,347	8,345,638	10,734,374
Financial assets:					
Available-for-sale investment securities	-	-	-	849,524	849,374
Fair value through profit or loss	21,899,279	7,669,217	3,239,416	110,952	64,097
Equity instruments at fair value through OCI	140,641	345,967	731,018	-	-
Loans and receivables	12,849,870	11,181,262	11,877,818	12,245,702	12,410,169
Held-to-maturity	-	-	-	16,840,317	8,214,636
Financial assets at amortised cost	18,824,128	23,377,552	19,346,552	-	-
Assets pledged as collateral	-	-	-	-	91,188
Financial assets held for trading pledged as collateral	140,648	123,742	142,100	168,064	-
Trade receivables	348,617	563,813	912,116	629,280	462,616
Reinsurance assets	4,311,840	4,313,967	3,574,723	2,455,731	1,871,739
Other receivables	865,217	1,119,275	1,343,309	993,182	888,020
Deferred acquisition costs	587,978	526,618	457,248	485,283	340,338
Finance lease receivables	657	83,552	116,154	145,055	420,049
Inventories	169,799	436,156	518,236	907,822	1,332,864
Assets held for sale	-	-	5,550,000	-	-
Investment properties	6,721,000	6,931,000	1,476,000	8,566,000	8,726,390
Investments in associates	-	-	-	-	-
Intangible assets	46,853	50,090	49,550	43,994	73,531
Property, plant and equipment	3,423,421	3,426,326	3,930,517	3,922,931	4,024,297
Statutory deposit	500,000	500,000	500,000	500,000	500,000
Deposit for shares	7,238	7,238	7,238	480,588	460,588
Deferred tax assets	612,077	300,815	145,378	-	-
Goodwill	-	-	1,543	1,543	1,543
<b>Total assets</b>	<b>82,869,407</b>	<b>67,777,596</b>	<b>59,402,263</b>	<b>57,691,606</b>	<b>51,465,813</b>
<b>LIABILITIES</b>					
Insurance contract liabilities	17,572,283	14,100,805	13,050,555	10,299,090	7,401,872
Investment contract liabilities	28,447,267	26,266,129	25,276,261	26,564,221	25,956,771
Trade payables	2,127,006	2,415,121	1,784,782	2,858,296	1,270,219
Other liabilities	3,409,284	1,380,767	939,507	1,161,224	1,710,996
Deposit liabilities	301,618	389,640	512,153	259,268	203,845
Borrowings	3,890,130	6,752,845	6,671,845	6,509,170	6,258,070
Current income tax liabilities	904,704	893,369	793,528	687,173	503,843
Deferred tax liabilities	1,528,578	1,045,224	1,263,609	1,063,084	1,147,429
<b>Total liabilities</b>	<b>58,180,870</b>	<b>53,243,900</b>	<b>50,292,240</b>	<b>49,401,526</b>	<b>44,453,045</b>
<b>EQUITY</b>					
Share capital	5,586,367	5,586,367	4,000,000	4,000,000	4,000,000
Treasury shares	(250)	(250)	(250)	(250)	(250)
Deposit for Shares	4,800,000	-	-	-	-
Foreign currency translation reserve	1,161,602	938,821	1,116,284	911,064	906,502
Contingency reserve	4,172,059	3,462,493	2,960,268	2,801,764	2,533,160
Fair value reserve	(878,937)	(673,611)	(288,560)	-	-
Revaluation reserve	1,520,131	1,520,131	1,520,131	1,467,403	1,288,563
Retained earnings/(accumulated losses)	6,993,787	2,598,898	(372,549)	(1,079,247)	(1,838,814)
<b>Shareholders's fund</b>	<b>23,354,759</b>	<b>13,432,849</b>	<b>8,935,324</b>	<b>8,100,734</b>	<b>6,889,161</b>
Owners of the parent	23,354,759	13,432,849	8,935,324	8,100,734	6,889,161
Non-controlling interests in equity	1,333,778	1,100,847	174,699	189,346	123,607
<b>Total equity</b>	<b>24,688,537</b>	<b>14,533,696</b>	<b>9,110,023</b>	<b>8,290,080</b>	<b>7,012,768</b>
<b>Total liabilities and equity</b>	<b>82,869,407</b>	<b>67,777,596</b>	<b>59,402,263</b>	<b>57,691,606</b>	<b>51,465,813</b>



**MUTUAL BENEFITS ASSURANCE PLC**  
**APPENDIX 2 (STATEMENT OF VALUE ADDED)**

<i>In thousands of Nigerian Naira</i>	GROUP				COMPANY			
	2020		2019		2020		2019	
Gross premium written	19,983,843		18,697,839		9,207,506		8,366,641	
Net benefits and claims	(7,995,711)		(5,926,745)		(3,556,150)		(2,227,111)	
Premiums ceded to reinsurers	(3,349,341)		(2,832,796)		(2,262,009)		(1,958,821)	
Other charges and expenses	(4,290,212)		(6,406,792)		(1,799,858)		(3,207,230)	
Fees and commission income	721,205		482,766		519,547		348,208	
	5,069,784		4,014,272		2,109,036		1,321,687	
Investment income	2,599,288		2,487,931		1,135,155		1,282,142	
Value added	7,669,072	100	6,502,203	100	3,244,191	100	2,603,829	100
<b>Applied to pay:</b>								
Employee benefits	1,917,481	25	2,245,924	35	989,293	30	1,060,858	41
Government as tax	324,025	4	476,094	7	94,932	3	349,613	13
<b>Retained in the business:</b>								
Contingency reserve	709,566	9	502,225	8	372,571	11	251,000	10
Deferred income tax	(391,209)	(5)	(334,280)	(5)	(75,461)	-2	(143,946)	(6)
Profit for the year	5,131,816	67	3,642,753	56	1,862,856	57	1,086,304	42
Non-controlling interest	(22,607)	-	(30,514)	-	-	-	-	-
Value added	7,669,072	100	6,502,203	100	3,244,191	100	2,603,829	100

Value added statement represents the wealth created by the efforts of the Group and its employees' efforts based on ordinary activities and the allocation of that wealth being created between employees, shareholders, government and that retained for the future creation of more wealth.

**MUTUAL BENEFITS ASSURANCE PLC**

**APPENDIX 1 - SUMMARISED REVENUE ACCOUNT - (NON-LIFE))**

*For the year ended 31 December 2020*

<i>in thousands of Nigerian Naira</i>	<b>General accident</b>	<b>Aviation &amp; oil and gas</b>	<b>Bond</b>	<b>Marine</b>	<b>Motor</b>	<b>Fire</b>	<b>Dec 2020 Total</b>	<b>Dec 2019 Total</b>
Gross premium written	1,696,895	1,912,379	60,697	1,508,653	2,617,214	1,411,668	9,207,506	8,366,641
Changes in unexpired premium	(183,472)	(196,860)	(34,926)	(104,798)	(129,445)	(159,241)	(808,742)	171,774
Gross premium earned	1,513,423	1,715,519	25,771	1,403,855	2,487,769	1,252,427	8,398,764	8,538,415
Premiums ceded to reinsurers	(490,794)	(443,899)	(12,686)	(483,615)	(33,941)	(797,074)	(2,262,009)	(1,958,821)
Net premium earned	1,022,629	1,271,620	13,085	920,241	2,453,828	455,353	6,136,755	6,579,594
Commission received	143,652	29,666	4,671	177,104	4,636	159,820	519,547	348,208
<b>Total underwriting income</b>	<b>1,166,280</b>	<b>1,301,285</b>	<b>17,756</b>	<b>1,097,344</b>	<b>2,458,463</b>	<b>615,173</b>	<b>6,656,302</b>	<b>6,927,802</b>
Gross claims paid	618,015	737,161	45,382	349,764	919,503	476,953	3,146,779	3,191,281
Change in outstanding claims	785,738	654,749	(54,819)	(19,484)	93,630	131,538	1,591,352	67,646
Gross claim incurred	1,403,753	1,391,910	(9,437)	330,280	1,013,133	608,491	4,738,131	3,258,927
Reinsurance recoveries	98,815	(295,129)	431	177,529	47,224	289,772	318,640	1,050,390
Due from re-insurers	188,868		15,596	132,789	93,984	432,101	863,339	(18,574)
Gross recoveries	287,683	(295,129)	16,027	310,318	141,208	721,873	1,181,979	1,031,816
<b>Net benefits and claims</b>	<b>1,116,070</b>	<b>1,687,039</b>	<b>(25,464)</b>	<b>19,962</b>	<b>871,926</b>	<b>(113,382)</b>	<b>3,556,150</b>	<b>2,227,111</b>
<b>Net income</b>	<b>50,210</b>	<b>(385,754)</b>	<b>43,220</b>	<b>1,077,383</b>	<b>1,586,537</b>	<b>728,555</b>	<b>3,100,150</b>	<b>4,700,692</b>
<b>UNDERWRITING EXPENSES</b>								
Amortised deferred acquisition costs	(242,413)	(167,555)	(3,876)	(189,761)	(590,475)	(224,474)	(1,418,555)	(1,025,380)
Other underwriting expenses	(134,266)	(151,316)	(4,803)	(119,371)	(207,086)	(111,698)	(728,539)	(813,569)
<b>Underwriting profit</b>	<b>(326,469)</b>	<b>(704,625)</b>	<b>34,541</b>	<b>768,250</b>	<b>788,977</b>	<b>392,383</b>	<b>953,058</b>	<b>2,583,373</b>

# MUTUAL BENEFITS ASSURANCE PLC

## NOTES TO THE CONSOLIDATED AND SEPARATE FINANCIAL STATEMENTS - Continued

### 54 Related parties - Continued

Loans to key management personnel include mortgage loans and other personal loans which are given under terms that are no more favourable than those given to other staff. Mortgage loans are secured by the underlying assets. All other loans are unsecured.

No provision has been recognised in respect of loans given to key management personnel (2019:Nil).

	2020	2019
	N'000	N'000
<b>Loans and advances to subsidiary</b>		
Mutual Homes and Properties Limited	200,140	221,340
	<b>COMPANY</b>	
<i>In thousands of Nigerian Naira</i>	<b>31 Dec-2020</b>	<b>31 Dec-2019</b>
Granted during the year	-	-
Repayment	(21,200)	(98,087)
Interest earned	-	-

During the year, the Company carried out transactions with some entities related to it. Details of these transactions and outstanding balances are stated below:

Name of related party	Nature of relationship	Type of Transaction	<b>COMPANY</b>	
<i>In thousands of Nigerian Naira</i>			2020	2019
<b>Receivables/ (Payables)</b>				
Mutual Homes & Properties Ltd	Subsidiary	Loan	200,140	221,340
Mutual Benefits Microfinance Bank Ltd	Subsidiary	Current account	28,446	5,733
Mutual Benefits Microfinance Bank Ltd	Subsidiary	Fixed deposit	15,115	-
Prime Exploration and Production Limited	Directors	Loan	12,073,638	10,070,981
Mutual Benefits Life Assurance Limited	Subsidiary	Intercompany	(178,944)	(66,809)
Mutual Benefits Assurance Company Liberia	Subsidiary	Intercompany	-	20,936

### 55 Contingent liabilities

#### *Litigation and claims*

The Company is presently involved in Sixteen (18) litigations as defendants with estimated claims of ₦485,652,176 (2019: ₦535,000,000). In the directors' opinion, after taking appropriate legal advice, the outcome of these legal claims will not give rise to any significant loss at 31 December 2020.

#### ii *Capital commitments*

The Directors are of the opinion that all known liabilities and commitments which are relevant in assessing the Group's and the Company's state of financial affairs have been taken into account in the preparation of these consolidated and separate financial statements.

### 56 Contravention

	N
Penalty for breach of Rule 19.7 of NSE	248,063
The penalty relates to a change in the AGM date which was not communicated to the Nigerian Stock Exchange (NSE) in line with Rule 19.7	

### 57 Event after the reporting date

There were no events after the reporting date that requires disclosure or adjustment in the consolidated and separate financial statements that has not been disclosed or adjusted

### 58 Impact of COVID-19

Management has assessed the impact of the COVID-19 on the going concern of the Company and its assets, especially with respect to its health insurance and life products, and has concluded that the use of the going concern is appropriate and that the company will be able to recover its assets and discharge its liabilities in the foreseeable future. However, the outbreak of the virus brought about a change in the Company's modus operandi as it had adopted the mix of both physical and virtual working and gap in service delivery has not been noticed in any areas of operations including sales as the Company remain committed to optimum service delivery to various clientele and stakeholders.